



NGO-MFIs IN BANGLADESH

VOLUME-X, JUNE 2013

A STATISTICAL PUBLICATION OF MICROCREDIT REGULATORY AUTHORITY

NGO-MFIs in Bangladesh

A Statistical Publication

Volume-X, June 2013

Microcredit Regulatory Authority (MRA)

NGO-MFIs in Bangladesh, Volume-X
June 2013

Copyright: Microcredit Regulatory Authority

Published by: Microcredit Regulatory Authority
June 2014

Contents

Chapters	Title	Page No.
Chapter-1	State of Microfinance	01-16
Chapter-2	Basic Information	17-76
Chapter-3	Total Cost- Financial & Operational Cost	77-110
Chapter-4	Profitability-Portfolio Yield, Interest Rate Spread, Return on Asset & Operational Self Sufficiency	111-142
Chapter-5	Composition of Sources of Fund	143-274
Chapter-6	Size-wise Distribution of Loan Outstanding and Savings	275-440

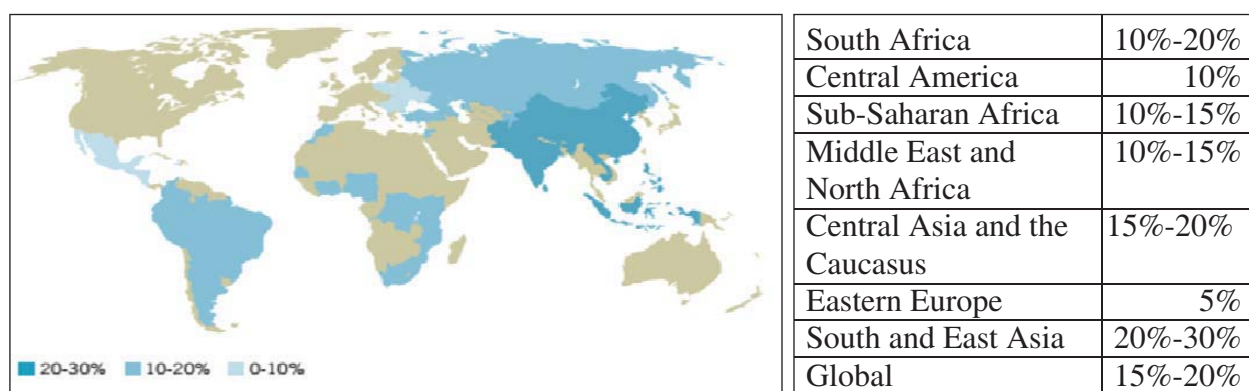
Chapter-1

State of Microfinance

Microcredit Around The World

Globally, microfinance has been growing as an institutionalized sector through devising different measures of performance improvement, cost efficiency and efficient regulation. Despite having several risks like among others over-indebtedness, political interference, political instability etc. described by microfinance banana skin survey 2012, this industry had experienced good progress in terms of the number of borrowers, volume of the sector, innovation in product development and service delivery around the world during 2012. Similar to 2012, microfinance growth will continue in FY 2013 even with greater rate had been predicted by several global microfinance think tanks. According to the prediction of responsAbility research¹, global expected growth in microfinance sector for 2013 was 15% to 20% and they predicted this growth will vary across regions in following rate.

Graph-1: Prediction on worldwide microfinance growth.



Source: ResponsAbility Research

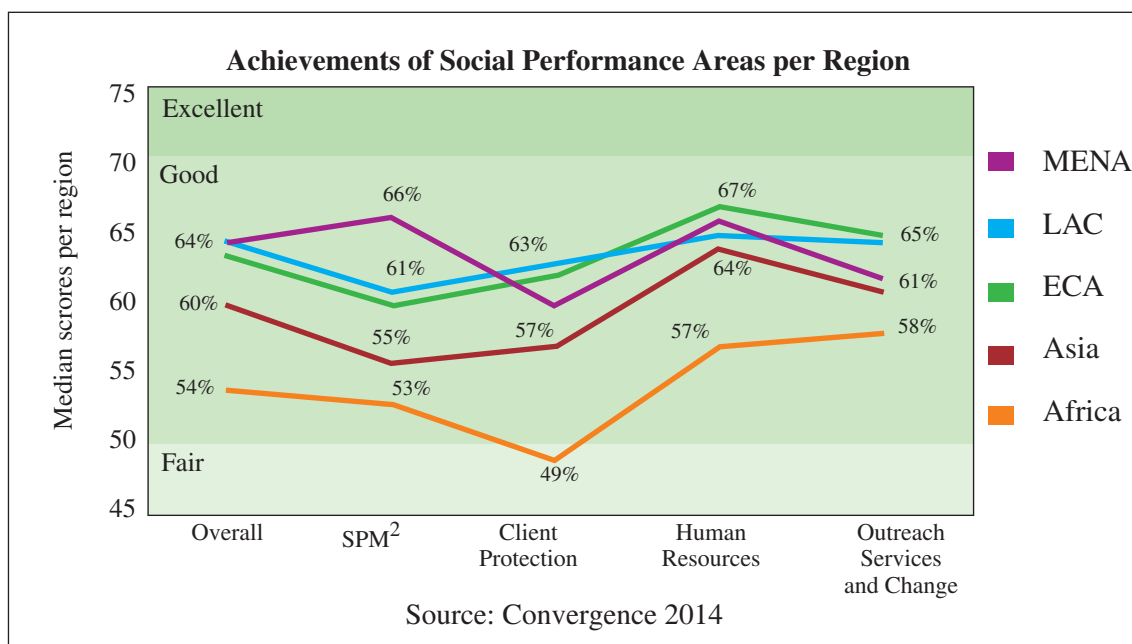
But 2013 appeared as a critical year for global economy. Private investment was seriously vacillated during mid-year by the abrupt slowdown of private capital inflow into the emerging markets. It was predicted that almost all the sectors of global economy will go berserk.

However fortunately microfinance market was not affected by this climate of uncertainty with overall loan volume grew by almost 20% (responsAbility Investments AG, 2013).

World wide social rating score by region shows that MFIs in the Middle East and North Africa and Latin America and the Caribbean did well. The median overall score in Africa and Asian regions are 54% and 60% respectively (responsAbility Investments AG, 2013). African MFIs have low median score in the social performance management and client protection areas, at 53% and 49%, respectively. Variation within country is also evident in Africa for instance, overall scores range between 22% and 70%. Following graph shows the performance of different regions in social performance of MFIs.

¹. ResponsAbility research is a global microfinance research institution which publishes a research paper on global microfinance sector annually.

Graph-2: Social performance of microfinance in different regions



Business environment for microfinance is very much essential. How government, MFIs and other actors act in the sector has real significance on the performance on microfinance.

The economists' Financial Intelligence Unit along with other organizations like Multilateral Investment Fund (MIF), CAF- Development Bank of Latin America, Citi Microfinance and Center for Financial Inclusion at Accion publish Global microscope on the microfinance business environment for this purpose. This report provides yearly update about the performance of global microfinance sector. It consists of 12 indicators of three kinds namely Regulatory Framework and Practices, Supporting Institutional Framework and Adjustment Factor: Stability.

In 2013 report, **Asian region** consists of 12 countries (seven in East Asia and five in South Asia) ranked third among the five microscope's regions in overall score. Asian countries did well in regulatory framework and practices. They got second highest score in this part. As a whole, this region had the third-highest score on Supporting Institutional Framework and was the third-strongest in terms of stability. Bangladesh being pioneer in microfinance is also pioneering in regulatory issues. It had established a separate regulatory body for microfinance sector. In 2013 Bangladesh had achieved commendable success in consumer protection, capacity building of MFIs, reducing fund crisis of MFIs etc. Pakistan (3rd), Philippines (4th) and Cambodia continued in the global top ten, where as Cambodia improved its position from eighth to sixth place (The Economist, 2013). Pakistan and Cambodia shows great strength in Credit Bureau's coverage to their microfinance borrowers. Their credit bureau showed 90% and 80% coverage of microfinance clients. India and Mongolia improved their position from 22nd to 16th and from 25th to 21th

²SPM stands for social performance management

respectively because of their improvement in the dispute-resolution systems for microfinance client. On average, the Asian region leads globally in policy and practice for financial transactions through agents, such as mobile and correspondent banking (The Economist, 2013). Pakistan and Philippines are leading in this regard. Pakistan made good progress regarding bridging the MFIs and mobile phone operators for mobile banking and Philippines implemented electronic wallets and correspondent relationship for micro-insurance.

Eastern Europe and Central Asia (ECA)'s score rose in global microscope 2013. Countries of this region had biggest gain contrarily largest decline during that time. Azerbaijan and Georgia's score improvement boosted score of this region in the microscope 2013. On the contrary Kyrgyz Republic's score decline caused large decline of the overall score of this region. Kyrgyz Republic experienced seven points decline: dropped from 30th position to 38th position. In 2013 microscope report ECA's overall score was second from the last but this region performed well on the supporting institutional framework category, outscoring every region except Latin America and the Caribbean (The Economist, 2013).

Armenia had performed steadily over the year while Bosnia and Herzegovina, Tajikistan and Turkey experienced slight decline. Transparency was very excellent in this region. On average, ECA countries posted the highest scores for both accounting transparency and transparent pricing (The Economist, 2013). Most the countries of this region had adopted standard accounting practices. Armenian central bank developed financial-services shopping tool designed to help clients comparing competing products from different financial institutions (FIs) and Azerbaijan's central bank had issued rules promoting interest rate transparency. MFIs association has augmented these rules with voluntary code of ethical standards for regulated micro-lenders.

Latin America and the Caribbean (LAC) region, like previous year, is leading in the regional list of Microscope 2013 report with highest overall regional score. This region was in the peak in supporting institutional framework criterion but ranked third on Regulatory Framework and Practices criterion of microscope 2013. In fact, five of the 21 LAC countries (Paraguay, Honduras, Costa Rica, Guatemala and Haiti) scored higher in the Regulatory Framework category than on Institutional Framework (The Economist, 2013). Scoring about 15 points higher from second-placed region, LAC region was leading in political stability criterion of microscope 2013.

Five countries out of top ten ranked countries of microscope 2013 report were from this region. Peru and Bolivia were the first and second respectively in the global ranking while Colombia, El Salvador and Dominican Republic were also in the top ten list. Peru was leading in the microfinance market with very congenial business environment for microfinance market. It has low barriers to entry and competitive market places characterized by adequate supervision and solid credit bureaus. On the contrary, though Bolivia placed second in the global microscope ranking in present year it's score has declined due to changes in the regulatory environment. Dominican Republic improved its ranked into top ten by improving in pricing transparency, financial transaction through agent and regulatory capacity. Government in several countries of these regions also improved regulation of financial agents, creating opportunities for further innovation in correspondent and mobile banking.

Middle East and North Africa (MENA) region was the lowest ranked region in microscope 2013 report. Though it has showed slight improvement in the supporting institutional framework and stability categories but it remained lowest scores in all the three categories. Few regulatory changes had been made in MENA region during past few years. Morocco updated its Microfinance Associations Law and updating of 2002 NGO law is still under consideration in Egypt. 35th Morocco was the highest MENA country and other top ranked MENA countries were Lebanon ranked 40th and Yemen ranked 44th.

Sub-Saharan Africa (SSA) was the second-highest-ranked region in Microscope 2013. This region had highest score in the Regulatory Framework and Practices category but scored second-lowest in the Supporting Institutional Framework category. In terms of political stability SSA region was slightly stable than East and South Asia, but was well below from Latin America and the Caribbean. Kenya, Uganda and Ghana ranked 5th, 8th and 13th respectively in the global ranking were the leading SSA countries. Uganda maintained its position due to its favorable political and macroeconomic environment for microfinance and Ghana improved its ranked from 15th to 13th by improving pricing transparency and usage of credit bureaus. SSA region leads the world in Regulatory Framework and Practice improving several provisions like allowing regulated MFIs to hold a range of deposits without overly burdensome regulation, reduction of regulatory provisions that would affect negatively to microfinance operation etc. Among the several positive regulatory reforms of this region are Democratic Republic of Congo's new Microfinance Law, central banks' supervisory guidelines of Nigeria, risk base supervision of MFIs in Tanzania are very worth mentioned. In term of mobile banking in microfinance sector SSA region specifically Kenya is considered as leader. Kenya was the only country in the Microscope 2013 to receive the highest possible score on policy and practice for financial transactions through agents (The Economist, 2013).

Microfinance in Bangladesh

In the present age of financial inclusion microfinance remained most vibrant and effective platform for financial inclusion of previously excluded population. Most of the beneficiaries of microfinance sector would have remained financially excluded if there were no microfinance services. Therefore Microfinance is considered as primary agent of financial inclusion whereas other financial sectors are mainly secondary agent. Bangladesh had been leading the microfinance movement around the world since the inception of the concept and remained pioneer regarding formalizing this sector through effective and appropriate regulation and devising different poor sensitive policies till today. Microcredit Regulatory Authority being the regulator of microfinance sector in Bangladesh is working dedicatedly to establish smart, transparent and accountable behavior among the Microfinance Institutions (MFIs) in the one hand and to ensure appropriate infrastructure for faster growth of microfinance sector on the other. Microfinance established in a strong base with strong and facilitative leadership of MRA. 2013 was one of the good years of microfinance when several developments happen in microfinance sector in Bangladesh.

Bangladesh microfinance overview

Bangladesh microfinance sector has evolved as mature sector in terms of number of beneficiaries and borrowers. MFIs, licensed under MRA Act, hold 24.60 million people under the microfinance purview. At this stage achieving much growth is not very easy for the microfinance sector rather there is great chance of declining from this position. Therefore, growth in terms of ensuring quality of financial services has become much more important issue than increasing number of service receivers in this sector so that this sector can help to increase wellbeing of the beneficiaries. For the last three years Bangladesh microfinance sector seems to be in equilibrium situation in terms of growth regarding number of clients and borrowers. Below table portrays different aspects of Bangladesh microfinance sector.

Table-1: Microfinance sector of Bangladesh (Licensed NGO-MFIs)

Particulars	June'09	June'10	June'11	June'12	June'13
No. of Licensed NGO-MFIs (provided valid data)	419	516	576	590	650
No of Branches	16,851	17,252	18,066	17,977	14,674
No. of Employees	107,175	109,597	111,828	108,654	110,734
No. of Clients (Million)	24.85	25.28	26.08	24.64	24.60
Total borrowers (Million)	18.89	19.21	20.65	19.31	19.27
Loan Disbursement (Tk. Billion)	261.18	306.72	303.18	456.02	432.28
Agriculture Loan Disbursement (Tk. Billion)	-	-	93.63	110.84	131.98
Amount of Loan Outstanding (Tk. Billion)	143.13	145.02	173.79	211.32	257.01
Agriculture Loan Outstanding (Tk. Billion)	-	-	59.36	66.71	89.05
Amount of Savings(Tk.Billion)	50.61	51.36	63.30	75.25	93.99
Loan Recovery (Tk. Billion)		280.78	271.83	314.11	375.07
Recovery Rate	97.93	97.35	95.52	97.74	97.69

Source : MRA - MIS Database-2013

Number of licensed MFIs has increased from 419 in 2009 to 650 in 2013. Total number of employees, though declined, but was more or less stable during last three years. Total number of employees was 0.112 million, 0.109 million and 0.111 million respectively in 2011, 2012 and 2013. Same thing happened in case of client issue. Total number of clients was 26.08 million in 2011, 24.64 million in 2012 and 24.6 million in 2013. In contrast to scenario of client's growth, number of borrowers had been increasing for last couple of years. In 2009 total number of borrowers was 18.89 million which has been increased at 19.21 million in 2010 and has been stabilized at 19.27 million in 2013. Total amount of savings also increased during last five years. Total amount of savings were BDT 50.61 billion in 2009 which has been increased at BDT 93.99 billion in 2013.

In the prevailing financial crisis all around the world, loan recovery rate is major concern for any financial sector and microfinance sector is not out of this bigger piece of economy. There were several claims that, microfinance sector will be seriously disheartened by the global economic shock especially loan recovery rate will be a great troubling issue for microfinance sector. But Bangladesh microfinance sector showed great resilience in this respect. Loan recovery rate did not deteriorate though decrease very slightly from 97.74% to 97.69%. Overall microfinance sector in Bangladesh is in the position to achieve institutionalization. For last few years Bangladesh microfinance sector has grown with new characteristics which require analyzing with greater focus. These characters are described below.

Operating cost

Operating cost is one of the most important determining factors for MFIs' sustainability. MFIs' operating cost consists of mainly two costs, administrative cost and financial cost. If an MFI can manage operating cost efficiently it is very likely that MFI will sustain smoothly. To ensure operating cost at a minimum level an MFI can take several approaches. MFI can increase employees' efficiency through increasing number of clients and borrowers per branch or it is also positive if loan size increases as an outcome of borrowers' promotion from low income level to upper income level. But it is preferable to increase employees' efficiency through increasing number of clients and borrowers per branch because it is very much supportive approach to financial inclusion. In Bangladesh microfinance sector has experienced increasing amount of loan size and saving size instead of increasing number of borrowers and clients per branch. Table-2 shows that borrower per branch was 1036 in June, 2009 which has been increased significantly in 2013 to 1310 persons per branch. Similarly, member per branch was 1312 persons in June, 2009 which increased to 1676 persons per branch in June, 2013. Loan outstanding and savings increased significantly during the same time period. Loan outstanding increased from 6.41 million per branch in June, 2009 to 17.51 million per branch in June, 2013. Savings also increased from 2009 to 2013. It was 2.28 million per branch in June, 2009 which increased to 6.41 million per branch in June, 2013.

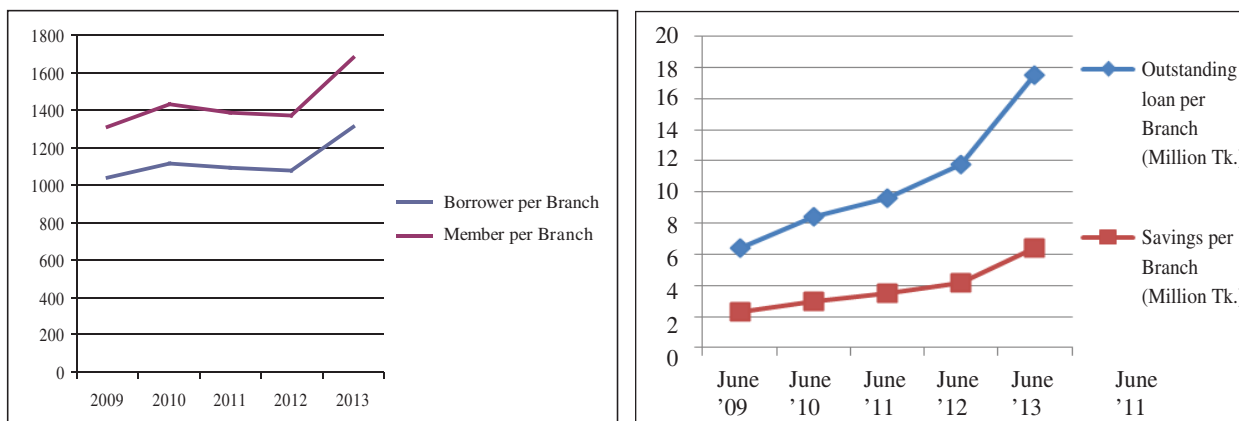
Table-2: Operating efficiency related issues of microfinance sector

Particulars	June '09	June '10	June '11	June '12	June '13
Borrower per Branch	1,036	1,115	1093	1074	1310
Member per Branch	1,312	1,429	1388	1371	1676
Outstanding Loan per Branch (Million Tk.)	6.41	8.42	9.63	11.75	17.51
Savings per Branch (Million Tk.)	2.28	2.99	3.46	4.18	6.41

Source : MRA-MIS Database-2013

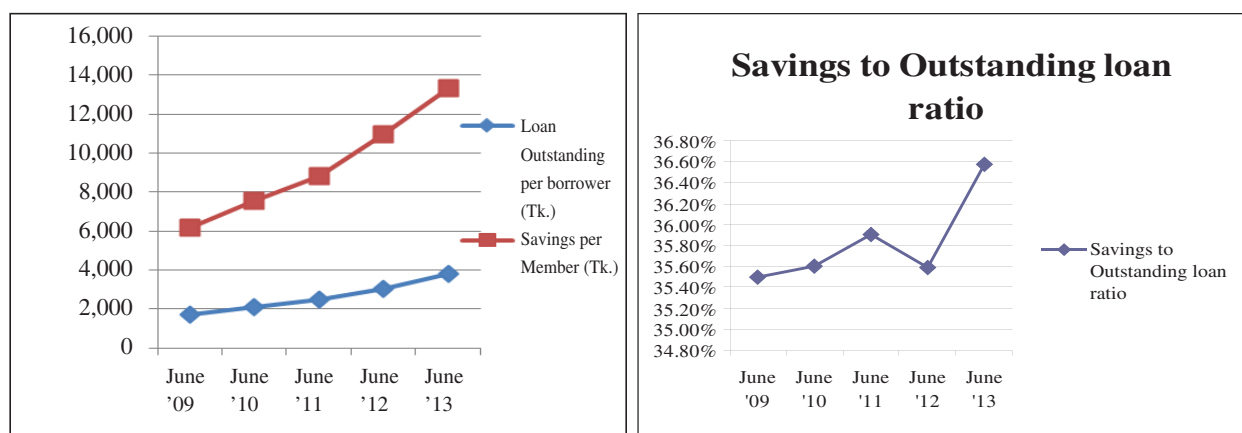
Graph-3 is also portrayal of the trend of number of borrowers and members per branch and amount of outstanding and savings per branch. It is clear that number of borrowers and number of members per branch increased in 2010 from 2009 but after that, both of them started declining until 2012 and again increased in 2013. On the other hand amount of outstanding and amount of savings per branch were growing comparatively slowly during 2009 to 2012 but increased very significantly after then. Amount of borrowing per branch was 11.75 million in 2012 which increased at 17.51 million per branch in 2013. In the same way savings per branch was 4.18 million in 2012 which increased at 6.41 million per branch in 2013.

Graph-3: Trend of operating efficiency of MFIs in Bangladesh



There may have several claims regarding increase of amount of borrowing per branch. It may argue that MFIs are cutting their low amount borrowers whom are mainly marginalized. But this claim is not fully supported by the existing data of microfinance sector. It is true that amount per borrower is increasing in microfinance sector but it is also true that capacity of borrowers and members is also increasing as amount per saver is increasing in the sector. Following graph shows the trend of amount of savings and borrowing per person in the microfinance sector.

Graph 4: Trend of loan outstanding per borrower and savings per member



From the graph-4 as it shows increasing trend of amount of borrowings per borrower and simultaneously amount of savings per member, it can be concluded that income level of microfinance beneficiaries is increasing. Moreover, this claim becomes stronger when we see (in the above graph) savings to loan outstanding ratio is increasing rapidly. Therefore it can be say that microfinance sector is achieving efficiency in case of operating cost.

Regional variation

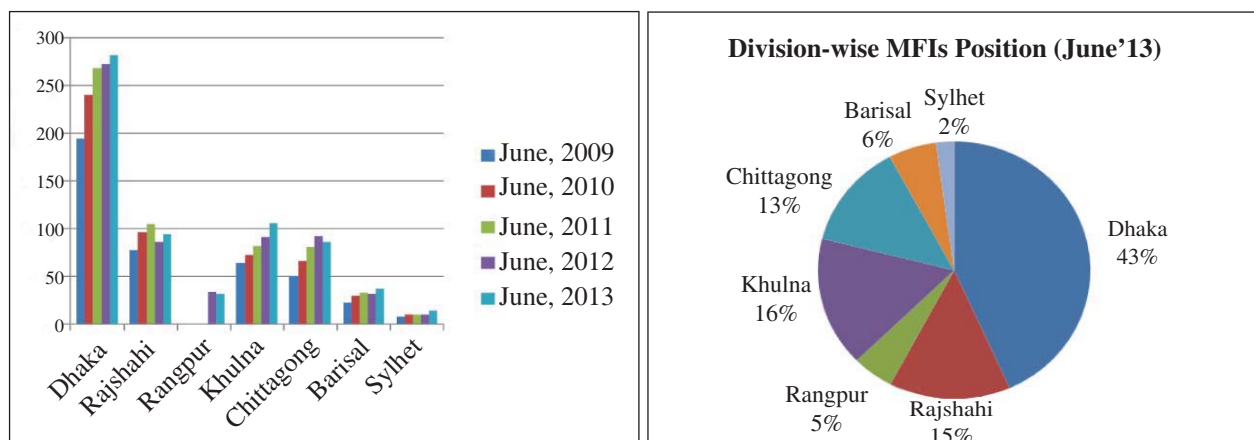
Microfinance has been evolved to ensure outreach of poor and marginalized people within the financial auspice. Rural areas in Bangladesh are deprived of different financial services. Therefore it is convention to aspire that MFIs will be hugely located in the rural areas where most of the poor and marginalize people are living. But in Bangladesh, number of MFIs in Dhaka division is much higher than that of other areas. Most of the large MFIs have their head office in Dhaka though their branches are widespread in the rural areas. In 2013 number of MFIs head office in Dhaka division has been increased from 273 of previous year to 294.

Table-3: Division-wise MFIs Head Office

Sl.	Division	June'2009		June'2010		June'2011		June'2012		June'2013	
		No of MFIs	%	No of MFIs	%	No of MFIs	%	No of MFIs	%	No of MFIs	%
1	Dhaka	195	46.6	240	45.78	269	46.38	273	44.17	294	43.30
2	Rajshahi	78	18.2	97	19.06	105	18.1	86	13.92	95	14.42
3	Rangpur	-	-	-	-	-	-	34	5.5	36	4.90
4	Khulna	64	15.53	73	14.34	82	14.14	91	14.72	107	15.50
5	Chittagong	51	12.14	66	12.79	81	13.97	92	14.89	106	15.35
6	Barisal	23	5.58	30	5.89	33	5.69	32	5.2	38	5.50
7	Sylhet	8	1.94	10	1.96	10	1.72	10	1.62	14	2.03
Total		419	100	516	100	580	100	618	100	690	100

Source : MRA - MIS Database-2013

Graph-5: Division-wise MFIs Head Office



In above table and graphs it is seen that Dhaka holds the highest number of MFIs head office. At present Dhaka division holds 43.32% of total head office of existing MFIs in Bangladesh and next highest number of MFIs' head office exists in Khulna division holding 15.5%. After Khulna, Chittagong posist 3rd & Rajshahi 4th in terms of holding number of MFIs head office. However head office does not indicate access point of microfinance services. There are several MFIs including most top MFIs have their head office in Dhaka but they have several thousands of branches available in the rural areas.

Sectoral Concentration:

Bangladesh microfinance sector is highly concented towards a few large MFIs. Top twenty MFIs hold more than 75% share of entire microfinance sector. This situation has been continuing since the very beginning. BRAC, ASA, BURU Bangladesh, TMSS etc are the largest MFIs in Bangladesh those hold large pie of microfinance sector. Following table shows the share of large MFIs in microfinance sector.

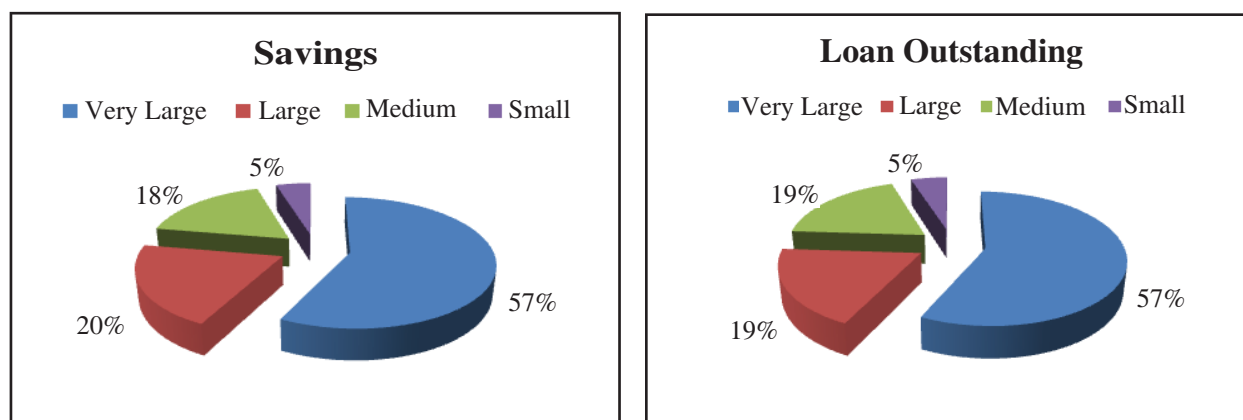
Table-4: MFIs Loan outstanding based on Borrower size (as of 30 June 2013)

Categories	Range of Borrowers	No of MFIs	No of Borrower	Total Loan Outstanding (BDT Million)	% of Total Outstanding
Very Small	Up to 1000	171	135130	1,831.37	0.71
	1001-2000	165	232729	1,955.97	0.76
	2001-6000	123	436916	3,962.65	1.54
	6001-10000	42	322254	3,765.44	1.47
Small	10001-50000	105	2374418	26,809.01	10.43
Medium	50001-100000	22	1588952	22,735.43	8.85
Large	100001-1000000	20	5722781	71,403.24	27.78
Very Large	1000001-Above	2	8452815	124,546.89	48.46
Total		650	19265995	257,010.00	100

Source : MRA - MIS Database-2013

Share of large MFIs and other MFIs in the microfinance sector can also be seen from below pie chart. It is seen from following chart that, in both aspects, loan outstanding and savings share of different MFIs follow more or less same pattern. Two very large MFIs own 57% share of both savings and loan outstanding. This is because they have greater capacity in terms of loan disbursement and savings mobilization from the microfinance beneficiaries compare to other MFIs.

Graph-6: MFIs Savings & Loan Outstanding



If we combine very large and large MFIs together than share of that portion will be much larger. Below table shows the share of top 20 MFIs in cumulative loan disbursement. From the table it is seen that total cumulative loan disbursement of top 20 MFIs was BDT 918.86 billion in 2009 which increased at BDT 1953.03 billion in 2013.

Table-5: Cumulative Loan Disbursement of Top 20 MFIs

(in Billion Tk.)

Name of MFIs	2009	2010	2011	2012	2013
BRAC	394.35	469.46	544.39	642.12	754.77
ASA	305.08	377.49	454.96	549.58	645.76
Buro Bangladesh	23.6	33.38	44.87	58.14	80.25
TMSS	31.11	38.71	48.45	60.3	74.94
Jagorani Chakra Foundation	12.77	17.29	25.29	34.65	45.73
SSS	19.23	24.78	32.01	41.48	53.88
Shakti Foundation	13.2	18.33	26.93	29.24	34.27
Proshika	41.04	43.07	45.04	47.34	49.64
Uddipan	9.27	13.15	17.76	23.5	30.36
Padakhep	8.34	11.1	14.62	20.04	24.71
RDRS	8.82	10.79	13.48	16.65	20.06
Palli Mangal Karmashuchi	7.67	9.77	12.31	15.27	18.83
Caritas	10.38	11.72	13.91	16.42	19.16
CDIP	3.72	5.44	7.97	11.22	15.11
Sajida Foundation	4.9	6.85	9.11	12.34	16.10
CSS	2.92	4.18	6.99	8.58	11.40
RRF	7.05	8.59	10.82	13.17	15.76
RIC	4.25	5.66	8.26	11.01	14.10
POPI	5.89	8.28	9.21	11.32	13.76
DSK	5.26	6.31	8.24	10.56	14.46
Total	918.86	1124.35	1354.64	1632.93	1953.03

Source : MRA - MIS Database-2013

But recently due to proper intervention of MRA in microfinance sector small MFIs, in addition to large MFIs, had become much more efficient in managing their administrative and financing cost. Therefore sustainability of small MFIs has been increasing day by day. In recent time share of small MFIs in microfinance sector has been increasing. Their share in loan outstanding, saving collection, and other aspects of microfinance operation is increasing. The following pictures depict the trend of cocentration of microfinance sector in Bangladesh.

Graph 7: Trend of top 20 and rest MFIs' share in loan outstanding and number of borrower

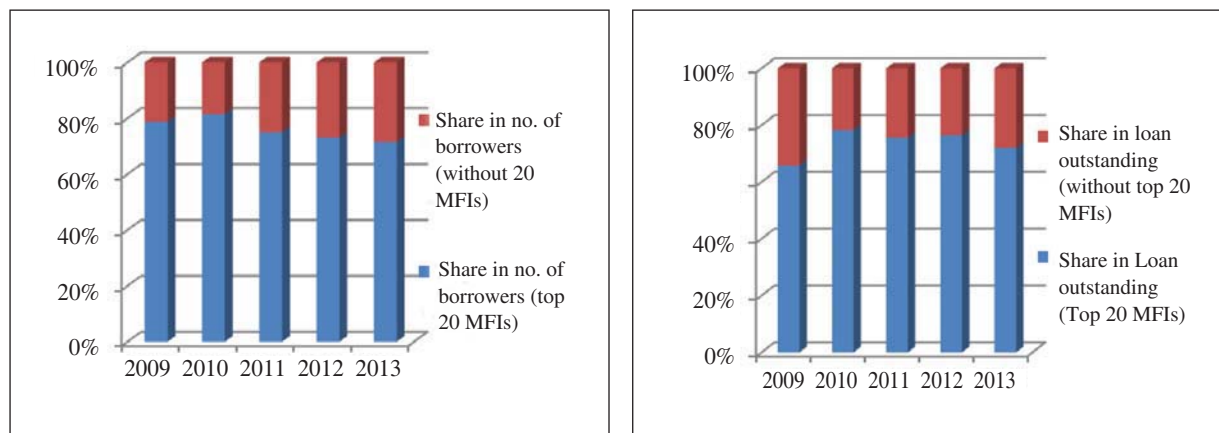
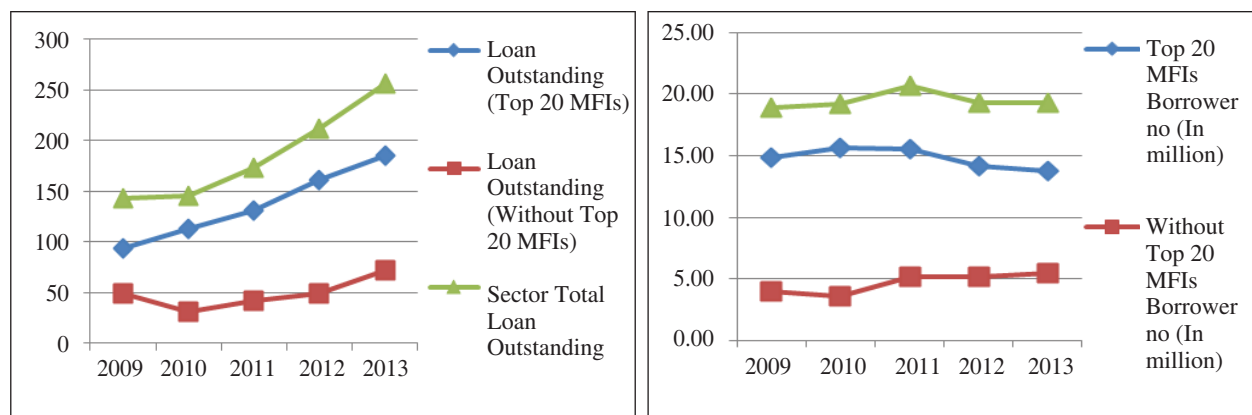


Figure shows that share of large MFIs has been decreasing and contrary situation is happening to small MFIs. It is seen that share of small MFIs in number of borrowers had increased from 21.15% in 2010 to 28.37% in 2013. In case of loan outstanding, though in 2009 and 2010 share of small MFIs decreased but later on it has started to go up. Share of small MFIs was 21.72% in 2010 which had increase at 27.97% in 2013

Large MFIs are pretty good in terms of loan outstanding growth. On the other hand small MFIs are at number of borrowers. It is observed that large MFIs have been increasing their volume of loan outstanding over the year whereas as small MFIs are investing more on new borrowers.

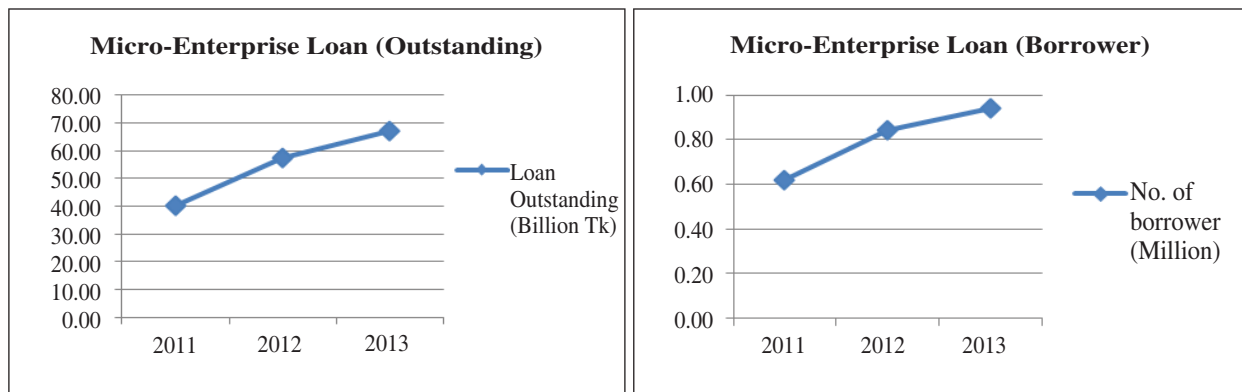
Graph-8: Growth Trend of top 20 and rest MFIs growth in loan outstanding and number of borrower



Micro-enterprise Finance:

At present missing middle is very common problem in many developing countries. There is presence of large entrepreneur and simultaneously very poor informal street vendor type enterprise. But there is huge shortage of small and medium type of enterprise. Bangladesh is also facing the same problem. At present many informal vendors are there but due to lack of entrepreneurial credit their business cannot grow further. Bangladesh microfinance sector is making very important contribution in this regard. Over the year micro-enterprise loan in microfinance sector is increasing. Number of micro-enterprise loan receiver is also increasing in accordance with the amount dedicated to this purpose. Following graph shows the trend of microenterprise loan and loan recipients over the year.

Graph-9: Micro-enterprise loan trend in microfinance sector



In 2011 total microenterprise loan was BDT 40.18 billion which has been increased at BDT 66.96 billion in 2013. Same situation happened regarding number of entrepreneur. In 2011 there were .62 million borrower of micro-enterpreneur loan which increased at .94 million in 2013.

Source of Fund:

Source of fund is very crucial issue in microfinance sector. Source of fund is critically linked with MFIs sustainability as well as professionalism. High cost source of fund is problematic for sustainability of microfinance sector. Simultaneously, subsidized fund or donation is problematic for professionalism because dependency on subsidy reduces competitiveness and effectiveness of MFIs. There were widespread claim that Bangladesh microfinance market is highly subsidized and donor dependent market. If support is withdrawn from the market entire market system will collapse. But recent trend in the microfinance market regarding source of fund disprove this claim. Bangladesh microfinance sector is no more dependent on donation. Moreover, subsidized loan is also decreasing at greater extent. Cumulative surplus, beneficiaries saving and commercial bank loan superseded dominance of PKSF' fund and donation in the microfinance sector. Moreover, growth of these three components of source of fund is increasing and growth of other components is decreasing. Below table shows the scenario of source of fund in the microfinance sector for last five years.

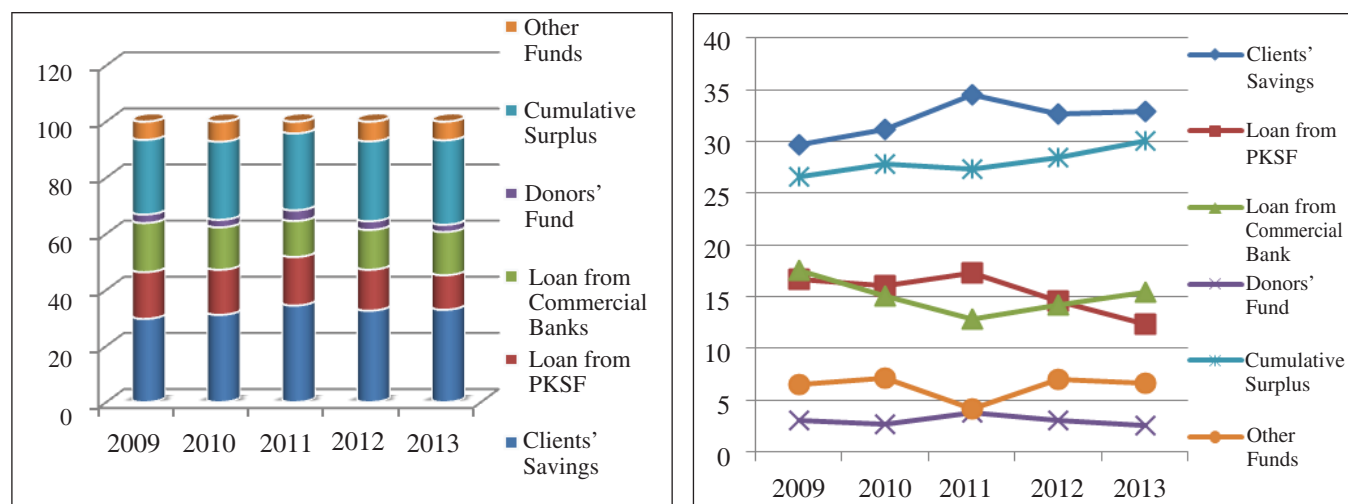
Table-6: Selected Indicators of NGO-MFIs in Bangladesh

Source of Fund	Jun/08		Jun/10		Jun/11		Jun/12		Jun/13	
	(Million Tk.)	(%)	(Million Tk.)	(%)	(Million Tk.)	(%)	(Million Tk.)	(%)	(Million Tk.)	(%)
Clients' Savings	40,526.91	29.73	47,436.35	31.15	63295.9	34.46	74989.36	32.62	93998.01	33.62
Loan from PKSF	22,666.20	16.63	24,484.12	16.08	31767.8	17.3	33576.45	14.61	34072.27	12.16
Loan from Commercial Banks	23,896.37	17.53	23,006.41	15.11	23577.9	12.84	32652.41	14.20	42699.37	15.26
Donors' Fund	22,666.20	3.02	4,109.29	2.7	7008.37	3.82	7061.28	3.07	7104.57	2.64
Cumulative Surplus	36,261.74	26.6	42,339.27	27.8	50298.7	27.38	65437.78	28.47	83262.38	29.77
Other Funds	8,847.97	6.49	10,907.40	7.16	7727.32	4.21	16167.91	7.03	18390.89	6.55
Total	136,309.48	100	152,282.84	100	183676	100	229885.2	100	279527.48	100

Source : MRA - MIS Database-2013

Clients' savings increased for last five years from BDT 40,526.91 million in 2009 to BDT 93,998 million in 2013. Simultaneously contribution of cumulative surplus and loan from commercial banks also increased from BDT 36261.74 million and BDT 23896.37 million in 2009 to BDT 83262.38 million and BDT 42699.37 million in 2013. On the contrary loan from PKSF though increased from BDT 22,666.20 million in 2009 to BDT 34072.27 million in 2013 but decreased in terms of share of their contribution to sources of fund. Donor Fund reduced as well as their contribution to source of fund also reduced during the same period. Following graph shows the composition of different elements of source of fund and their growth rate over the year.

Graph-10: Source of fund of MFIs in Bangladesh



From graph-10 it is clear that share of donation to MFIs' source of fund is very minimum and is reducing over the year. On the other hand clients' saving and cumulative surplus are the greater share of source of fund for MFI and increasing over the year.

Conclusion:

Microfinance sector in Bangladesh has been crossing a very momentum moment at present time. It is shifting from a subsidized and donor dependent sector to a more professional and self-dependent sector. From above data representation and analysis it is evident that few changes those have been happened in microfinance sector which some scholar tried to analyze critically with negative indication are really not problem; most of time bear the symbol of progress and poverty alleviation of microfinance borrowers in Bangladesh.

Reference

Convergences, 2013. Microfinance Barometer 2013. Paris : Convergences.

Innovation, C.f.t.S.o.F., 2012. Microfinance Banana Skin 2012. Survey. New York: Centre for the Study of Financial Innovation Centre for the Study of Financial Innovation.

responsAbility Investments AG, 2014. Microfinance Market Outlook 2014. Research Report. Zurich, Switzerland: responsAbility Investments AG responsAbility Investments AG.

The Economist, 2013. Global microscope on the microfinance business environment. London: The Economist.

Chapter-2

Basic Information of NGO-MFIs

Basic Information of 650 MFIs
As on 30 June 2013 (Draft Data)

SL No.	Name of MFIs and Licence No.	Head Office Address	No. of Branches	Clients Number	Borrowers Number	Employees Number	Loan Outstanding (in Tk.)	Total Net Savings (in Tk.)
1	Abdul Hai Zahura Welfare Foundation 03722-03365-00529	Address: Deuly, Shibganj, Bogra District: Bogra Mobile: 0171-1803891	4	1,038	743	10	7,562,335	1,899,696
2	Abdul Momen Khan Memorial Foundation (Khan Foundation) 01771-03222-00388	Address: 5, Momenbag, Dhaka District: Dhaka Telephone: 02-9330323, Fax: 9331589 Email:khanfoundation@hotmail.com	1	3,138	2,769	13	10,018,093	6,077,170
3	Abolombon Manob kalyan Shangstha 01712-01121-00260	Address: 2no Shakuny, Natun Sahar, Madaripur District: Madaripur Telephone: 0661-55621, Mobile: 0171-2710019	1	1,149	817	7	7,741,486	4,080,961
4	Access Toward Livelihood and Welfare Oraganisation (ALWO) 00584-01897-00244	Address: Mahonpur, Natore District: NatoreTelephone: 0771-66455, Mobile: 0171-1384298 Email:alownet@yahoo.com	3	2,101	1,928	17	18,130,332	3,905,529
5	Action in Development- AID 11493-01429-00032	Address: Aid Complex, Shatbaria, Jhenaidah-7300 District: Jhenaidaha Telephone: 0451-61188-9, Mobile: 0171-3040120 Fax: 880-451-61189 (105) Email:aid@btb.net.bd	9	6,680	5,519	62	83,094,082	16,780,183
6	Action for Human Development Organization - AHDO 00684-02909-00265	Address: House-546 (1st floor), Upzilla Road, Kushtia Sadar, Kushtia District: Kushtia Telephone: 0171-1145338,071-71713 Mobile: 01711-145338	7	10,353	8,548	50	73,388,480	21,499,029
7	Ad- din Welfare Centre 01730-00149-00096	Address: 15, Rail Road, Jessore District: Jessore Telephone: 0421-68820, 68804 Mobile: 0171-827922 Fax: 880-421-68807 Email:addinoff@btb.net.bd	60	143,027	108,470	850	1,005,699,334	377,251,507
8	ADAMS 02008-02954-00130	Address: Kedarnath Road, Mahesmar Pasha, KUET (Old BIT), Daulatpur, Khulna District: Khulna Telephone: 041-774426 Fax: 880-41-774078 Email:adamlin@yahoo.com	10	13,580	10,358	87	105,771,587	39,562,610
9	Adarsho Manob Kallyan Sangha 01863-00447-00406	Address: Rajbati, Dinajpur Sadar, Dinajpur District: Dinajpur Telephone: 0531-61582, Mobile: 0171-5270133	1	1,177	856	10	8,926,286	3,737,618
10	ADESH 00091-00396-00079	Address: 5/2, Block-C, Anandapur City Lane, Savar, Dhaka-1340 District: Dhaka Telephone: 02-7710150 Mobile: 0171-3000210 Email: adesh@bol-online.com	1	6,826	3,240	29	41,369,777	29,244,252
11	Adorsha Foundation 05324-04322-00703	Address: Village-Darshona, Post-Darshona, Thana-Damurhuda, District-Chuadanga District: Chuadanga Telephone: 0763251109, 01918-896882 Mobile: 0763251109, 01918-896882 Email:adorsha_foundation@yahoo.com	3	1,563	1,095	10	4,423,315	1,111,864
12	Aragati 05774-00474-00189	Address: Kakbandhal, Sarutia Keshabpur, Jessore District: Jessore Telephone: 0171-1361017	4	5,319	4,465	32	56,223,747	13,179,879

SL No.	Name of MFIs and Licence No.	Head Office Address	No. of Branches	Clients Number	Borrowers Number	Employees Number	Loan Outstanding (in Tk.)	Total Net Savings (in Tk.)
13	Aragati Seba Sangstha 00648-01479-00672	Address: Jangua Noakandi Moulvibazar, P.O.-Vaterchar, Upazila-Belabo, Dist-Narsingdi. District: Narsingdi Mobile: 01716754218	1	2,232	1,498	9	8,497,623	4,758,328
14	Agraha Unnayan Sangstha 02424-04685-00708	Address: Satgaon Bazar Station, P.S.-Satgaon, Upazila-Srimongol, Dist-Moulvibazar District: Maulvibazar	3	3,834	3,063	19	23,328,355	13,727,645
15	Agrapathik Development Foundation 00586-00030-00617	Address: Dergram, Jagir, Manikgonj District: Manikganj	1	1,002	796	9	4,673,959	1584396
16	Agrodut Foundation 00255-03691-00691	Address: Vill- North Kadamtola, P.O.-Rayenda, Upazila-Sarankhola, Dist-Bagerhat. District: Bagerhat Mobile: 01711481809	1	1,013	762	4	5,098,453	2,175,286
17	Agrogami Unnayan Sangstha (AGROGAMI) 07086-04175-00727	Address: Tahsan Manzil, Sayestabad Bazar, Barisal Sadar, Barisal District: Barisal	1	1,082	862	7	6,799,166	3,488,590
18	Ahead Social Organization (ASO)01180-01615-00276	Address: Madrasa Road, Joypurhat-5900 District: Joypurhat Telephone: 0571-63569 Mobile: 0171-1968797, 0181-9784008	6	11,105	8,034	59	115,530,603	30,859,042
19	AID-Comilla 00429-00140-00146	Address: Raghupur, Rajapara, Jagannathpur, Adarsha Sadar, Comilla District: Comilla Telephone: 081-72003, 71287, Mobile: 0171-3018973, 0171-5082180 Fax: 880-81, 62444 Email:aidazad@btb.net.bd	10	9,106	6,078	52	74,514,638	33,436,735
20	Akota Samaj Unnayan Kendra (ASUK) 03092-01106-00401	Address: Chengutia, Dhandoba, Agailjhora, Barisal District: Barisal Mobile: 0171-2817634	1	906	665	6	4,790,069	1,696,727
21	Al Kariem Shikkha O Paribesh Unnayan Foundation 00597-00726-00663	Address: Musafir Bhaban (4th floor), 38 Hazi Abdul Kariem Road, Churi Patti, Jessore. District: Jessore Telephone: 0421-66015, 62105 Mobile: 01713914335	1	999	885	7	7,823,298	3,234,660
22	Al-Falah Aam Unnayan Sangstha(AFAUS) 00339-03482-00177	Address: Rajbati, Sadar, Dinajpur District: Dinajpur Telephone: 0531-65264 Mobile: 0171-2029571 Fax: 880-531-65264 Email:afaus_03@yahoo.com	16	38,326	26,405	197	277,436,395	157,995,981
23	ALAP- Association for Landless and Poor 00688-00122-00571	Address: Sanmania, Kapasia, Gazipur District: Gazipur Mobile: 0171-5225523, 0171-2712282, 0171-6462108	2	1,182	880	10	10,331,865	2,969,911
24	Alo Manabik Unnayan Kendra (ALO)05291-03805-00539	Address: Raikhali, Chandroghona (Kaptai), Rangamati District: Rangamati Mobile: 0181-9648429	2	1,672	1,467	10	5,717,035	3,635,726
25	Aloha Social Services Bangladesh (ASSB)03260-01158-00108	Address: Ali Monjil, Balubari, Dinajpur District: Dinajpur Telephone: 0531-64644 Mobile: 0171-4067282 Email:alohabangladesh@yahoo.com	4	6,853	5,223	44	38,204,785	13,521,471

SL No.	Name of MFIs and Licence No.	Head Office Address	No. of Branches	Clients Number	Borrowers Number	Employees Number	Loan Outstanding (in Tk.)	Total Net Savings (in Tk.)
26	Alokon 02124-01512-00525	Address: 103/A, Mohammadpur, Panchlaish, Chittagong-4212 District: Chittagong Telephone: 031-650427 Mobile: 0171-1122580 Fax: 880-31-658437 Email:alokon@bdonline.ctg.com	2	1,454	1,214	11	8,295,332	4,092,705
27	Alor Nir Somity 04781-01544-00671	Address: Namotikarampur, Tikarampur, Chapainawabganj. District: Chapai Nawabganj Mobile: 01917287831, 01926349756	1	1,062	714	5	5,400,753	2,722,951
28	Alor Pothe 04066-00937-00597	Address: House no.-22, Raoad no-15, Housing Estate, Uposhohor, Nishindara, Bogra District: Bogra Telephone: 051-63872 Mobile: 0171-1006509, 01717016758 Email:mdmonsur@bttb.net.bd	1	1,300	1,152	9	6,946,084	2,674,286
29	Aloshikha Rajihar Samaj Unnayan Kendra 04982-01293-00242	Address: Rajihar, Agailjhara, Barisal District: Barisal Telephone: 04323-56190 Mobile: 0171-1548339 Fax: 880-4323-56190 Email:aloshikh@bttb.net.bd	7	2,373	1001	11	5,161,326	3,554,040
30	Alternative Development Initiative 00711-00027-00303	Address: House-37 (4th floor), Road-6, Block-D, Niketon, Gulshan-1, Dhaka-1212 District: Dhaka Mobile: 0171-18134370 Fax: 880-2-9886700 Email:adi@bdonline.com	18	27,107	20,688	125	282,654,186	93,251,028
31	AMDA Health & Environment Development Society 00136-00610-00344	Address: Acumen Dream, Apt. No.- 3/B (2nd Floor), Plot No.- 14, Road No. 7, D.I.T. Project (South Baridhara), Middle Badda, Dhaka-1212 District: Dhaka Telephone: 02-8853017 Mobile: 0171-1819986 Email:office@amdabd.org	1	2,390	1,430	17	26,077,241	13,940,585
32	Amra Kaj Kory 01613-01081-00661	Address: Ali Alal Chiste Mahal (2nd floor), 42/A Jhiltuly, Faridpur-7800. District: Faridpur	4	5,322	3,277	34	23,686,160	13,456,265
33	Anando 02060-01912-00232	Address: 13A/3A, Babar Road, Block-B (3rd Floor) Mohammadpur, Dhaka-1207 District: Dhaka Telephone: 02-8119760 Mobile: 0171-1806151 Fax: 880-2-8119769 Email:andado@citechco.net	15	9,812	8,186	71	94,482,097	28,220,255
34	Ancholic Polli Unnayan Sangstha (APUS) 00846-01064-00637	Address: Boalia, Naogaon District: Naogaon Mobile: 0171-3737227, 01718242846, 01746-848324 Email:apasboalia.bd@gmail.com	2	1,301	1,109	12	7,630,849	1,942,628
35	Anirban Samaj Unnayan Sangstha 00701-00968-00294	Address: Gorstan Road, Town Kalikapur, Patuakhali District: Patuakhali Telephone: 0441-62066 Mobile: 0171-9565643	1	1,033	609	4	5,635,143	1,215,463

SL No.	Name of MFIs and Licence No.	Head Office Address	No. of Branches	Clients Number	Borrowers Number	Employees Number	Loan Outstanding (in Tk.)	Total Net Savings (in Tk.)
36	Annaya Samaj Kallyan Sangstha (ASKS) 00353-02761-00298	Address: Dhaka Road, Shalgaria, Pabna, District: Pabna Telephone: 0731-64459 Mobile: 0171-5001008 Fax: 880-731-64459	26	34,233	28,188	188	402,686,439	121,022,970
37	Ansar Ali Foundation For Integrated Development (AFID) 00669-03433-00321	Address: Shimpur, Adarsha Sadar, Comilla District: Comilla Mobile: 0172-0527960	2	2,874	2,276	16	25,702,871	9,106,452
38	ANTAR Society for Development 00424-00341-00501	Address: 8A/4 (3rd Floor), Tajmahal Road, Block-C, Mohamadpur, Dhaka-1207 District: Dhaka Telephone: 02-8123889 Mobile: 0154-339046 Fax: 880-2-8123889 Email: antarsd@agni.com	6	5,581	4,418	43	60,269,942	22,242,560
39	ARS Bangladesh 02814-03211-00405	Address: Y-15 (Ground Floor), Razia Sultana Road, Mohammadpur, Dhaka-1207 District: Dhaka Telephone: 02-8061897 Mobile: 0171-2528754, 0155-377260 Fax: 880-2-8021719 Email: ars@bttb.net.bd	17	15,079	14,252	96	197,452,330	29,682,984
40	Artha-Samajik Unnayan Sangstha (AUS) 02444-01871-00411	Address: Samskandi, Madhukhali, Faridpur District: Faridpur Mobile: 0172-1991320, 0171-4274185, 0171-8138201	1	1,401	1,155	8	5,119,204	2,150,865
41	ASA 00470-00538-00100	Address: ASA Tower, 23/3, Khilji Road, Shaymoli, Dhaka District: Dhaka Telephone: 02-9116375, 8119828, 8110934-5 Fax: 880-2-8111175, 9121861 Email: asabd@asa.org.bd	2942	4,767,690	4,232,532	20,419	55,733,976,521	19,127,299,874
42	Ashar Alo Unnayan Sangstha 00742-03009-00557	Address: Ripon Housing, Bishwa Road More, Bhanga, Faridpur District: Faridpur Telephone: 06323-56420 Mobile: 0171-8042462	1	876	591	6	4,000,385	1,365,505
43	Ashanti Samaj Kallyan Sangstha 01865-02314-00073	Address: Nurnagar, Shamnagar, Satkhira District: Shatkhira Mobile: 0171-2836804	1	2,202	1,408	22	14,408,474	5,400,948
44	Ashataru 03757-03001-00451	Address: 97/99, Amir & Shopping Complex, Sadarghat, Kotowali, Chittagong District: Chittagong Telephone: 0443-3301448 Mobile: 0171-2210996, 0181-9819430	1	1952	877	8	6,213,897	5,784,425
45	Ashrai 00609-01019-00200	Address: House-152, Road-4, Sector-3, Upasahar, Shamakdum, Rajshahi District: Rajshahi Telephone: 0721-760545 Mobile: 0171-1427219 Fax: 880-721-860356 Email: ashrai@librabd.net	60	46,580	33,879	317	301,622,590	142,196,645
46	Aso Gori Unnayan Sangstha (AGUS) 03032-02138-00467	Address: Jayag, Jayag Bazar, Sonaimuri, Noakhali District: Noakhali Mobile: 0171-1020345, 0171-44268493	2	1,699	1,226	11	19,807,519	5,119,463

SL No.	Name of MFIs and Licence No.	Head Office Address	No. of Branches	Clients Number	Borrowers Number	Employees Number	Loan Outstanding (in Tk.)	Total Net Savings (in Tk.)
47	ASPADA-Poribesh Unnayan Foundation 00178-00261-00199	Address: G/23, Valuka Powrashava, Mymensingh District: Mymensingh Telephone: 09022-56268 Mobile: 0171-3031551 Email:aspadabd@dhaka.net	33	47,484	38,595	309	477,949,478	164,597,850
48	Assistance for Slum Dwellers (ASD) 01153-01347-00323	Address: 6/4, Sir Syed Road, Mohammadpur, Dhaka District: Dhaka Telephone: 02-9118475 Mobile: 01512-108517 Fax: 880-2-9118475 Email:asd@bangla.net	1	2,211	11,817	12	13,316,621	13,856,367
49	Assistance for Human Resource Development With Technology (AHRDT) 00275-01123-00413	Address: Gouripur Bazar, Daudkandi, Comilla District: Comilla Telephone: 04443-3361087 Mobile: 0181-9110593	1	953	774	7	5,786,508	4,140,243
50	Assistance for Social Organization and Development - ASOD01173-01986-00127	Address: Gazi Khurshid Bay, 8/4-A, Block-B (1st Floor), Lalmatia, Dhaka-1207 District: Dhaka Telephone: 02-9119091, 8126914, Mobile: 0171-3376751 Fax: 880-2-8115192 Email: asod@agni.com	39	60,093	45,758	93	171,196,043	23,544,031
51	Assistance for the Livelihood of the Origins (ALO) 00752-00253-00576	Address: Pankhaiya Para, Sadar, Khagrachari District: Khagrachhari	2	1,772	1,678	7	9,327,489	2,970,780
52	Association for Bangladesh Social Advancement (ABSA) 00883-00034-00226	Address: Latifpur, Zamindarhat, Bagumgonj, Noakhali-3825 District: Noakhali Mobile: 01716629299	3	1,640	1,250	18	4,966,984	1,318,784
53	Association for Realisation of Basic Needs- ARBAN 01482-00179-00066	Address: House-16 (Ground floor), Road-9/A, Dhanmondi, Dhaka District: Dhaka Mobile: 0181-7001637, 0181-7011638, 0172-0038240, 0191-4081321 Fax: 880-2-8122250 Email:arbn@dhaka.agni.com	25	26,359	15,717	183	301,350,753	222,468,353
54	Association for Renovation of Community Health Education Services (ARCHES) 00307-02179-00056	Address: House-7, Sarak-13 (New), 30 (Old), Dhanmondi, Dhaka District: Dhaka Telephone: 02-9114870 Mobile: 0181-9215427 Email:arches@bttb.net.bd	9	6,373	4,610	43	59,237,341	14,157,172
55	Association for Advancement & Development (AAD) 01672-00390-00102	Address: Shapila New Market, Sher-E-Bangla Road, Jhenaidah-7300 District: Jhenaidaha Telephone: 0451-62188 Mobile: 0171-1855958 Email:aad_jh@bttb.net.bd	4	4,209	3,219	32	39,473,319	9,047,099
56	Association for Community Development-ACD 00540-01723-00227	Address: House-41, Sagarpara, Ghoramara, Boalia, Rajshahi District: Rajshahi Telephone: 0721-770660 Mobile: 0171-3098200 Fax: 880-721-775383 Email:rajacd@librabd.net	6	8,615	6,435	57	97,288,447	20,219,385

SL No.	Name of MFIs and Licence No.	Head Office Address	No. of Branches	Clients Number	Borrowers Number	Employees Number	Loan Outstanding (in Tk.)	Total Net Savings (in Tk.)
57	Association for Rural Advancement in Bangladesh (ARAB) 02015-00479-00042	Address: Bewtha Road, Manikgonj Town, Manikgonj-1800 District: Manikganj Telephone: 0651-61264, 62085, Mobile: 0152-313919 Fax: 880-651-62086 Email: arab@btb.net.bd	13	21,175	15,238	110	212,231,140	49,364,646
58	Association for Social Development 02471-01868-00447	Address: Barangail, Shibalo, Manikgonj District: Manikganj Mobile: 0171-1310557, 0171-67734470	1	1,291	807	6	6,028,754	4,895,691
59	Association for Social Development (A.S.D) 01234-03143-00593	Address: Vill-Kaloha, P.O-Kaloha Bazar,-1973, Upazila-Kalihati, Dist-Tangail District: Tangail Mobile: 01716-208650	1	995	699	6	8,479,262	2,754,767
60	Association For Social Organization In Paharpur (ASOP) 01717-00529-00174	Address: Ronahar, Paharpur, Badalgachi, Naogaon District: Naogaon Telephone: 02-8155393 Mobile: 0171-5453060, 0171-6488947	8	7,362	6,287	40	47,607,678	13,085,065
61	Association for Socio-Economic Advancement of Bangladesh (ASEAB) 00104-03016-00164	Address: Raz Palace, South Raghobpur, Anonto More, Sujanagar Road, Pabna District: Pabna Telephone: 0731-51453 Mobile: 0171-5028547, 0171-2289183 Email: aseab2000@yahoo.com	4	3,781	2,807	16	27,810,272	9,939,836
62	Association for Under-privileged People-AUP 00527-00392-00058	Address: House-44, Road-12, DIT Project, Merul Badda, Dhaka-1212 District: Dhaka Telephone: 02-8836856 Mobile: 0171-2204473 Fax: 880-2-9330120 Email: aup@bijoy.net	6	5,400	4,484	33	57,309,711	18,621,029
63	Association for Women Empowerment and Child Right's (AWAC) 01457-00321-00436	Address: House No-13(1st Floor), Road No-1,Block-B,Chandgaon R/A, Chittagong-4212 District: Chittagong Telephone: 0443-4493515 Mobile: 0181-9643989 Email: awac-bangl@yahoo.com	4	3,488	2,599	22	19,455,984	13,027,912
64	Association of Voluntary Action for Society (AVAS) 02746-00258-00647	Address: Avas Bhavan, Amir Kutir Lane, North Alakanda, Barishal. District: Barisal Telephone: 0431-2173131 Mobile: 0171-1884551 Email: rskazal@yahoo.com	1	981	837	7	6,482,872	2,466,322
65	ATMABISWAS 00969-00226-00034	Address: Biswas Tower, Cinema Hall Para, Chuadanga-7200 District: Chuadanga Telephone: 0761-63828 Mobile: 0171-4090402 Fax: 880-761-63828 Email: atmachua@btb.net.bd	28	39,092	33,012	248	266,138,794	74,832,333
66	Aukur Palli Unnayan Kendra 00245-02077-00134	Address: Sreenathdi, Dattakendua, Madaripur District: Madaripur Mobile: 0171-1548762, 0171-1546876 Email: aungkur@aungkur.org	6	9,093	6,469	41	67,034,210	30,530,044

SL No.	Name of MFIs and Licence No.	Head Office Address	No. of Branches	Clients Number	Borrowers Number	Employees Number	Loan Outstanding (in Tk.)	Total Net Savings (in Tk.)
67	Aushgara Unnayan Sangstha 02676-02019-00325	Address: Ausgara, Narayanpara, Joypurhat District: Joypurhat Mobile: 0171-5140461	1	1,850	1,310	14	10,659,562	6,574,189
68	Austha Manabik Unnayan Kendra 05866-00911-00573	Address: 48/13-A/R.K.Mission road, Dhaka-1203. District: Dhaka Telephone: 0171-1234185, 0181-3102392	2	1,241	998	21	10,543,663	2,405,838
69	AVA Development Society 05305-00792-00470	Address: Gopalpur, Lalpur, Natore District: Natore Telephone: 07725-75202 Mobile: 0171-1453753	5	5,279	3,942	32	31,721,448	10,283,088
70	Azad Unnayan Sangstha (AUS) 01462-00943-00125	Address: Latabaria, Barguna District: Barguna Telephone: 0448-63130 Mobile: 0171-6933329	2	1,144	841	8	5,306,532	509,938
71	Badalgachhi Manob Kallyan Sangstha 06587-03367-00485	Address: Jagannathpur, New Rasulpur, Badalgachhi, Naogaon District: Naogaon Mobile: 0171-3719466, 0171-9538412	2	1,310	1,130	10	5,874,865	1,483,499
72	Badhan Gram Unnayan Foundation 04782-01547-00673	Address: Arambag, Bottola, Chapainawabganj. District: Chapai Nawabganj Mobile: 01721334404	1	819	771	9	5,608,504	3,524,215
73	Bahumukhi Desh Unnayan Sangsad 01268-01551-00481	Address: Elenga Bazar (Krishi Bank Building, Ground floor), Elenga, Kalihati, Tangail District: Tangail Telephone: 0921-62225 Mobile: 0171-2013310 Fax: 880-921-53975 Email: kphouse@dhaka.net	1	3,414	1,398	16	17,910,930	10,846,614
74	Bajitpur Rural Advancement Society (BRAS) 00198-00021-00012	Address: East Bajitpur, Kishoreganj District: Kishoreganj Mobile: 0171-2106842	4	4,906	3,775	32	32,408,939	16,568,385
75	Bakergonj Forum 00983-00016-00682	Address: BGF centre, Rahomgonj, P.O.-Kaligonj, Bakergonj, Barisal. District: Barisal Mobile: 01711243992, 01713954158	3	850	612	13	4,834,296	1,899,760
76	Baniful Social Welfare Organization 00331-01733-00395	Address: Chowdhury Tower, Mohammadpur, Chittagong-4212 District: Chittagong Telephone: 031-652822, 2550727 Mobile: 0171-3102547 Fax: 880-31-650174 Email: bswo_ctg@yahoo.com	1	11,908	5,744	40	107,720,886	100,734,104
77	Banchte Shekha 03446-01309-00328	Address: Shaheed Mashiur Rahman Road, Arabpur, Jessore-7400 District: Jessore Telephone: 0421-68884, 0421-68885 Fax: 880-421-68884 Email: info@banchteshekha.org	19	19,142	17,411	135	140,307,325	41,188,946
78	Bandhan Sangstha 02535-00745-00410	Address: Shahapur, Amla Sadarpur, Mirpur, Kushtia District: Kushtia Mobile: 0171-8702923	2	2,545	1,887	18	10,402,529	3,920,136

SL No.	Name of MFIs and Licence No.	Head Office Address	No. of Branches	Clients Number	Borrowers Number	Employees Number	Loan Outstanding (in Tk.)	Total Net Savings (in Tk.)
79	Bangio Gonounnayan samity 02839-00454-00445	Address: Borni, Tungipara, Gopalganj District: Gopalganj Telephone: 0668-61536 Mobile: 0191-1352919	2	1,494	1,047	13	4,938,300	2,917,924
80	Bangla-German Sampreeti (BGS) 02798-00553-00234	Address: 1/17, Block-B, Humayun Road, Mohammadpur, Dhaka District: Dhaka Telephone: 02-9124318 Mobile: 0171-5180111 Fax: 88-02-9124319 Email:bgs@citechco.net	8	10,614	9,361	52	66,939,862	22,400,800
81	Bangladesh Association for Social Advancement (BASA) 00377-00115-00046	Address: House-247, Road-18, New DOHS, Mahakhali, Dhaka District: Dhaka Telephone: 9862464 Mobile: 01711528281 Fax: 9880957 Email:edbasa@worldnetbd.net	41	54,778	35,856	321	523,798,001	151,400,982
82	Bangladesh Agricultural Working Peoples Association (BAWPA) 01740-01729-00685	Address: Bawpa, Kagmari, Tangail District: Tangail Mobile: 01716379101	5	5,457	3,894	27	22,858,525	12,031,220
83	Bangladesh Association for Community Education (BACE) 00291-02364-00560	Address: 12/1, Segun Bagicha, Dhaka-1000 District: Dhaka Telephone: 02-9555859, 9560803 Mobile: 0119-9114775 Email:bace@bdmail.net	6	11,024	10,392	63	67,401,826	31,959,416
84	Bangladesh Association for Sustainable Development (BASD) 05518-04426-00431	Address: House-8, Road-8, Dhanmondi, Dhaka-1205 District: Dhaka Telephone: 02-9673147 Mobile: 0171-3451849 Fax: 880-2-8613370 Email:basd@dod.com.net	4	3,866	3,095	30	25,243,816	16,665,389
85	Bangladesh Association of Women for Self Empowerment (BAWSE) 01092-01305-00030	Address: 322/2, Sepahibag, North Goran, Khilgaon, Dhaka District: Dhaka Telephone: 02-7210627 Email:mahbuba-bawse@yahoo.com	1	4,804	3,386	15	21,067,363	15,251,638
86	Bangladesh Development Society(BDS) 03160-02702-00355	Address: 5, Sadar Road, Barisal-8200 District: Barisal Telephone: 0431-64620 Mobile: 0171-5168480, 0171-1453631 Fax: 880-431-2173138 Email:bds@bdcom.com	17	17,352	13,133	119	177,504,420	53,459,781
87	Bangladesh Extension Education Service (BEES) 00572-02517-00263	Address: House-183, Eastern Road, Lane-2, New DOHS, Mohakhali, Dhaka-1206 District: Dhaka Telephone: 02-9889732, 9889733 Mobile: 01711-409552 Fax: 880-2-9891579 Email:info@bees-bd.org	99	101,934	84,852	629	1,141,829,510	432,353,778
88	Bangladesh Grameen Seba Sangstha 03072-01354-00458	Address: Bhagamantapur (Hospital More), Godagari, Rajshahi District: Rajshahi Mobile: 0172-4180789	2	1,866	1,289	10	6,210,266	4,416,985
89	Bangladesh Ignite Youth Society (BIYS) 02908-03316-00340	Address: Sibtola, Chapainawabganj District: Chapai Nawabganj Telephone: 0781-56168 Mobile: 0171-2255124	30	49,602	35,498	244	305,254,090	133,196,717

SL No.	Name of MFIs and Licence No.	Head Office Address	No. of Branches	Clients Number	Borrowers Number	Employees Number	Loan Outstanding (in Tk.)	Total Net Savings (in Tk.)
90	Bangladesh Institute of Research & Development (BIRD) 00025-00125-00084	Address: Fishery Gate, Primary School Road, Chandpur District: Chandpur Telephone: 0841-65822 Mobile: 0181-9291399, 0181-8504095 Email:kamal@yahoo.com	6	5,359	4,104	52	41,440,877	14,222,716
91	Bangladesh JanaKallyan Songstha 00719-00077-00486	Address: Kalikapur, Banglabazar, Begumganj, Noakhali District: Noakhali Telephone: 0321-52941 Mobile: 0171-2939459	2	733	519	7	6,443,516	2,883,098
92	Bangladesh Rural Youth Welfare Organization (BARIO) 03310-00674-00281	Address: Al-Nahid Bhabon, Shanti More, Chapainawabganj District: Chapai Nawabganj Telephone: 0781-55701-4, 55556 Mobile: 0171-3376911, 0171-3701888Fax: 880-781-61777 Email:alnahidbd@yahoo.com	7	2,654	2,105	33	22,810,657	6,605,202
93	Bangladesh Social Development Academy (BSDA) 01994-00796-00114	Address: Idgha, Sadar, Dinajpur District: Dinajpur Telephone: 0531-61208 Mobile: 0171-2199980, 0171-3718685 Email:bsda_bd@yahoo.com	9	6,860	5,809	53	32,658,444	20,560,609
94	Bangladesh Palli Unnayan Foundation (B. P. D. F) 01650-02256-00562	Address: Foundation Bhaban, Sare Sath Roshi, Sadarpur, Faridpur District: Faridpur Telephone: 06328-75231 Mobile: 0171-1409334	1	741	546	8	3,612,281	2,617,493
95	Banglar Mela Sangstha (BMS) 04153-01588-00354	Address: Charaljani, Mymensingh Road, Madhupur, Tangail District: Tangail Telephone: 09228-56171 Mobile: 0171-5204431	2	1,684	1,221	15	6,551,292	3,020,795
96	Bani (Social Development Foundation) 06030-04662-00488	Address: Chourhash Adarshapara, Kushtia-7000 District: Kushtia Mobile: 01730-052318, 0172-7199179	4	3,155	2,026	14	18,285,925	13,188,944
97	Barendra Advancement Integrated Committee (BAIC) 06615-02316-00676	Address: Advocate Rohim Bhabon, Vill-Sahibagh, P.O.-Bottolahat, Upazila & Dist- Chapai Nawabganj. District: Chapai Nawabganj Mobile: 01713200417"	1	1,465	1,091	6	11,294,883	7,990,299
98	Barendrabhumi Samaj Unnyan Sangstha 01570-00073-00040	Address: Mahinagar, Sujailhut, Mahadebpur, Naogaon District: Naogaon Mobile: 0171-1883016	3	4,645	3,639	26	54,385,227	14,476,740
99	Barnaly 02035-02343-00444	Address: Nabi Manjil, 48, Jubily Road, Anayet Bazar, Kotwali, Chittagong District: Chittagong Telephone: 031-627875 Mobile: 01713487868, 01713487898	5	7,294	5,212	44	63,478,735	40,400,819
100	BARSA 04792-01651-00099	Address: Polashpol, Satkhira-9400 District: Shatkhira Telephone: 0471-65109 Mobile: 0171-5251963	7	12,120	8,094	111	41,145,287	28,606,957

SL No.	Name of MFIs and Licence No.	Head Office Address	No. of Branches	Clients Number	Borrowers Number	Employees Number	Loan Outstanding (in Tk.)	Total Net Savings (in Tk.)
101	BASCO Foundation 00829-02739-00330	Address: House-78, Road-8/B, Pashu Hospital Para, Chya Bithi Road, Magura District: Magura Telephone: 0488-63251 Mobile: 0171-2310329, 0171-2473206, 0171-2473207.	3	2,106	1,467	11	10,581,351	3,605,858
102	Basic Development Society 00142-00126-00680	Address: House-16, Road- Avenue-4, Block-D, Section-1, Mirpur, Dhaka-1216. District: Dhaka Mobile: 01712251424	1	1,235	1,130	6	6,365,186	2,524,139
103	Basic Organization Network for Development and Humanitarian Aid for Nation (Bondhon) 01132-00227-00080	Address: Mataish Manzil, Panchbibi, Joypurhat District: Joypurhat Telephone: 0571-75362 Mobile: 0171-2158602	1	4,818	3,412	29	74,039,278	35,690,979
104	Basic Unit For Resource and Opportunities of Bangladesh (Buro Bangladesh) 00004-00394-00288	Address: House-12/A, Block-CEN (F), Road-104, Gulshan-2, Dhaka-1212 District: Dhaka Telephone: 02-8857876, 885264 Mobile: 0171-1521354, 0171-1537252 Fax: 880-2-8858447 Email:bt@bdmail.net. buro@btb.net.bd	634	1,359,813	950,234	5,417	12,999,580,834	3,715,679,888
105	Basoti Shomaj O Poribesh Unnayan Foundation 00131-02952-00483	Address: Post Office Road, Feni-3900 District: Feni Telephone: 0331-61921 Mobile: 0181-8098106	7	3,103	1,551	20	23,573,077	10,373,189
106	Bastob-Initiative for Peoples Self Development 01029-00170-00346	Address: 4/7 Humaun Road, Block-B, Mohammadpur, Dhaka-1207 District: Dhaka Telephone: 02-8128805, 9111531 Mobile: 0171-3004009, 0171-735898 Fax: 880-2-9121586 Email:bastob@dekko.net.bd	10	11,576	9,170	71	164,702,557	67,393,623
107	Basundhara Kallyan Foundation (BKF) 00034-00011-00599	Address: Hospital Road, Nowapara, P.O.+Upazila-Abhaynagar, Dist: Jessore-7460 District: Jessore Mobile: 01716954280	1	910	796	7	6,453,566	1,882,674
108	BEDO 00558-00067-00016	Address: 8/6, Segun Bagicha, Dhaka-1000 District: Dhaka Telephone: 02-9554798, 9568906 Mobile: 0191-1357756, 0191-1362791 Email:bedo@bijoy.net	13	16,634	13,373	104	139,710,833	42,518,053
109	Beneficiary Friendship Forum (BFF) 01612-01383-00644	Address: 33/4, South Alipur, Faridpur District: Faridpur Telephone: 0631-61816 Mobile: 0171-1961317 Email:bffrbd@btcl.net.bd	1	1,476	1,040	12	8,962,115	6,093,617
110	Benupur Nayapara Janoseba Sangstha 01491-00102-00543	Address: Benupura, Noihati, Kaliakoir, Gazipur District: Gazipur	1	1,754	955	8	6,821,698	4,262,830

SL No.	Name of MFIs and Licence No.	Head Office Address	No. of Branches	Clients Number	Borrowers Number	Employees Number	Loan Outstanding (in Tk.)	Total Net Savings (in Tk.)
111	Bhagya Unnayan Sangstha 05346-03315-00528	Address: Balla Bazar, Kalihati, Tangail-1900 District: Tangail Mobile: 0171-2169566	1	2,293	1,588	12	9,834,837	6,154,054
112	Bhaluka Foundation 00435-00948-00634	Address: Bhaluka, Mymensingh District: Mymensingh Mobile: 0171-9437903, 0171-9437902	2	1,080	781	10	5,793,974	4,465,801
113	Bhandaripara Samaj Unnayan Sangstha 02712-00821-00588	Address: Namuja, Bhandaripara, P.O.-Burigonj, Bogra District: Bogra Mobile: 01734943611, 01740880669	1	821	707	6	5,130,221	1,112,397
114	Bhumija Foundation 03223-02173-00479	Address: Tala, Satkhira District: Shatkhira Telephone: 04727-56149 Mobile: 0171-1806866 Email:bhumija_555@yahoo.com	1	2,488	1,345	7	7,971,685	3,779,434
115	Bikalpa Unnayan Sangstha (BDS) 00514-00652-00089	Address: Priyanka Bhaban, Ground floor, Room no.-103, Bymohati, Mirzapur, Tangail. District: Tangail Telephone: 09229-88172, 09229-56371 Mobile: 0171-2808704, 0181-995666	1	1,815	1,812	11	7,531,577	1,800,402
116	BILAS (Bikalpa Life Advancement Society) 03387-03837-00391	Address: 12/6, (2nd floor), Khushi Manjil, Iqbal Road, Block-A, Mohammadpur, Dhaka-1207 District: Dhaka Telephone: 02-9135640, 9142788 Mobile: 0171-1530593 Email: bilas@dhaka.net	8	5,781	4,635	57	33,900,871	21,271,763
117	Billhamia Social Development Sangstha (BSDS) 01181-00478-00442	Address: Billhamia, Burigonj, Shibgonj, Bogra District: Bogra Mobile: 0171-2196631, 0171-15106821	1	1,289	695	9	17,532,482	5,081,585
118	BIVA 00454-00263-00070	Address: Abhoynagar, Jessore District: Jessore Telephone: 04222-71600 Mobile: 0171-1460199, 0171-3400299 Email:biva_org@yahoo.com	3	3,255	1,865	15	13,578,265	8,394,926
119	Blind Education and Rehabilitation Development Organization (BERDO) 01626-00704-00296	Address: 3/1, Raod-11, Rupnagar, Section-5, Mirpur, Dhaka-1216 District: Dhaka Telephone: 02-9009451 Fax: 880-2-9003786	3	1,833	1,028	12	12,318,537	5,434,925
120	BNPS Microfinance Trust 0044-00204-00379	Address: Kalpana Sundar, House-13/14 (1st floor), Babar Road, Block-B, Mohammadpur Housing Estate, Mohammadpur, Dhaka-1207 District: Dhaka Telephone: 02-8111323, 8124899 Mobile: 0171-1877023 Fax: 880-2-9120633 Email:bnps@bangla.net	8	21,656	18,033	109	179,827,788	96,549,747
121	BONDHON SAMAJKALLYAN SANGSTHA 02895-00391-00728	Address: Kadamtala, Pirojpur Sadar, Pirojpur District: Pirojpur	1	991	867	9	5,409,926	2,092,071

SL No.	Name of MFIs and Licence No.	Head Office Address	No. of Branches	Clients Number	Borrowers Number	Employees Number	Loan Outstanding (in Tk.)	Total Net Savings (in Tk.)
122	Bongram Samajik Unnayn Sangstha (B,S,U,S) 01778-01571-00704	Address: Vill-Bongram, P.O.-Magura Hat, Upazila-Avoynagor, Dist-Jessore District: Jessore Mobile: 01913-243846, 0155-6325291, 01911-295788	1	700	542	7	4,433,882	1,217,041
123	Bosontopur Palli Sheba Sangstha 03713-01643-00648	Address: Station Bazar, Basantapur, Rajbari District: Rajbari	1	1,366	1,081	10	5,320,544	1,762,021
124	BRAC 00488-00186-00065	Address: BRAC Centre, 75, Mohakhali, Dhaka-1212 District: Dhaka Telephone: 02-9881265, 8824180 Fax: 880-2-8823542 Email:brac@brac.net	2026	5,710,536	4,220,283	17,722	66,446,030,034	26,275,501,529
125	BRES 01877-00531-00732	Address: Vill- Pukuria, Post- Arpara, Upazilla- Shalikhha, Dist- Magura District: Magura	1	1,296	1,171	4	4,355,093	1,940,027
126	BRIDGE -MFI 00280-00080-00019	Address: House-7, Road-113, Khalishpur Housing Estate, Khalishpur, Khulna-9000 District: Khulna Telephone: 041-760038 Mobile: 0171-807740 Fax: 880-41-860825 Email:bridge@khulna.bangla.net	11	9,834	8,671	37	35,305,606	9,605,127
127	Bristi 03407-01569-00605	Address: Vill-BSIC Taratia, P.O.-T Bhatkura, Upazila+Dist-Tangail District: Tangail Mobile: 072-7244854, 0172-0033789	1	625	420	4	4,188,396	1,239,415
128	Campaign for Sustainable Development (CSD) 02135-04763-00690	Address: Vill-Basudebpur, P.O.-Ujani, Upazila-Muksudpur, Dist-Gopalganj. District: Gopalganj Mobile: 01711234389	1	2,231	1,733	9	5,484,871	2,455,753
129	CARITAS Bangladesh 00032-00286-00184	Address: 2 Outer Circular Road, Santibag, Dhaka-1217 District: Dhaka Telephone: 02-8315405-9 Mobile: 0171-3010412 Fax: 880-2-8314993 Email:ed@caritasbd.org	227	317,750	213,654	1,267	1,603,914,097	951,449,183
130	CARSA Foundation 01834-00654-00010	Address: 749, Satmasjid Road, Dhanmondi, Dhaka District: Dhaka Telephone: 02-8123705 Mobile: 0171-181461, 0171-181464	20	25,682	17,409	163	195,265,398	56,283,255
131	CCDB Microfinance Program 02636-03667-00295	Address: 88, Senpara Parbata, Mirpur-10, Dhaka District: Dhaka Telephone: 02-90201702-3 Mobile: 01713019367 Fax: 88029020227 Email:ccdb@bangla.net	17	8,326	7,121	108	200,053,736	38,073,429
132	CDO (Community Development Organization) 01912-00886-00610	Address: Bamondanga, Bamondanga Bazar, Rupsha, Khulna District: Khulna Mobile: 0171-2659250, 0191-3652914	1	1,102	949	6	4,625,909	2,316,759

SL No.	Name of MFIs and Licence No.	Head Office Address	No. of Branches	Clients Number	Borrowers Number	Employees Number	Loan Outstanding (in Tk.)	Total Net Savings (in Tk.)
133	CEDAR (Concern for Environmental Development and Research) 00929-04366-00361	Address: 768, Satmosjid Road, Dhanmondi R/A, Dhaka-1209 District: Dhaka Telephone: 02-9121504 Mobile: 0171-3002426 Email:cedar@bdonline.com	8	9,693	8,361	68	109,714,294	46,974,958
134	Center for Rural Service (C.R,S) 02593-01229-00583	Address: BM College Road, Natun Bazar (Opposite of Ram Krishna Mission), Barisal District: Barisal Telephone: 0431-2176091 Mobile: 0171-2629587	2	2,115	1,522	16	17,489,829	8,844,191
135	Centre for Mass Education in Science 01425-00165-00365	Address: House-823, Road (Old)-19, Dhanmandi R/A Dhaka District: Dhaka Telephone: 02-8111898 Mobile: 0171-1538999, 0171-1439324 Fax: 880-2-8013559 Email:cmes@citechco.net	25	27,635	19,069	127	128,252,129	40,261,860
136	Centre for Action Research-Barind (CARB) 02047-00565-00170	Address: House-184, Sector-03, Upashahar, Housing Estate, Rahshahi. District: Rajshahi Telephone: 07225-56126 Mobile: 0171-3209979, 07225-56127 Email:carb@bttb.net.bd	24	13,427	10,104	115	103,889,697	18,278,335
137	Centre for Advanced Research and Social Action (CARSA) 00826-00499-00221	Address: House-29 (3rd floor), Road-1, Dhanmondi R/A, Dhaka-1205 District: Dhaka Telephone: 9671587 Mobile: 01712-292181 Email:carsa@dotbd.com	14	22,402	15,380	128	220,645,004	53,442,088
138	Centre for Community Development and Research (CCDR) 0824-02218-00633	Address: Swarnatilla, Tabalchari, Rangamati District: Rangamati	1	2,379	2,002	5	8,972,964	6,208,994
139	Centre for Community Development Assistance 01032-01788-00245	Address: 109, Park Road (1st floor), New DOHS, Mohakhali, Dhaka-1206 District: Comilla Telephone: 02-8711215, 8713137 Mobile: 0171-4166125 Email:ccdabd@grameen.net	41	71,940	53,268	385	706,659,132	257,649,315
140	Centre for Development Innovation and Practices 00341-00727-00097	Address: 21/1, Eskaton Garden Road, 7th floor, Ramna, Dhaka-1000 District: Dhaka Telephone: 02-9355599 Mobile: 0191-4232294 Email:mifta@bangla.net	90	119,195	100,528	804	1,950,172,943	914,148,692
141	Centre for Development Services (CDS) 02522-03607-00322	Address: House-5/2, Road-01, Shayamoli, Dhaka-1207 District: Dhaka Telephone: 02-9120152 Mobile: 0171-4447775 Fax: 880-2-8115512 Email:cds@bdmail.net.	3	2,261	2,150	46	13,453,410	4,971,861
142	Centre for Integrated program and Development (CIPD) 03812-00620-00624	Address: Roy Bahadur Road, T&T Elaka, Rangamati-4500 District: Rangamati Telephone: 0351-61013, 62987 Mobile: 01558-597446 Email:cipdauk@yahoo.com"	2	1,056	907	9	13,135,672	5,446,812

SL No.	Name of MFIs and Licence No.	Head Office Address	No. of Branches	Clients Number	Borrowers Number	Employees Number	Loan Outstanding (in Tk.)	Total Net Savings (in Tk.)
143	Centre for Natural Resource Studies 00990-01573-00112	Address: House-19/B, Road-16, Block-B, Banani, Dhaka-1213 District: Dhaka Telephone: 02-9886514 Fax: 880-2-9880928 Email:info@cnrs.org.bd, www.cnrs.org.bd	19	14,212	11,419	68	82,131,047	37,808,897
144	Centre For Rehabilitation Education Earning Development (CREED) 01079-03171-00358	Address: House no.80 (Ananda Dhara), Road no.-7, Madrasa & Atimkhana road, Uttar Khailkoir, Boardbazar, Gazipur District: Gazipur Mobile: 0171-1608288 Fax: 880-2-9130426 Email:cred@dhaka.net."	4	4,035	2,945	27	69,899,323	32,699,550
145	Charcha 01342-00771-00013	Address: Newmarket, Tangail District: Tangail Telephone: 0921-55421 Mobile: 0171-1548220 Fax: 880-921-53975 Email:louhajang@yahoo.com	4	2,311	1,723	20	25,524,907	9,103,108
146	Chatana Mohila Unnayan Sangstha 01460-01673-00494	Address: Chetona Mohila Unnayan Sangtha, 436/583, Baitu Tayeb 1st Floor, Oppsite to BADC, Uttar Sagorde, C&B Road, Barisal-8200. District: Barisal Telephone: 0431-2173950 Mobile: 0171-1237696	1	1,442	1,038	10	5,823,514	2,926,095
147	Chhatihati Nabo Uddipon Sangha 05619-01326-00662	Address: Vill-Chhatihati, P.O.-Auliabad, Upazila-Kalihati, Dist-Tangail. District: Tangail Mobile: 01719015656	1	1,316	1,010	7	7,008,295	2,696,175
148	CHIRANTANI 00074-00002-00098	Address: College Para, Tangail Jaykali Complex, Pach Ani Bazar, Tangail District: Tangail Telephone: 0921-61762 Mobile: 0152434732, 01711787057	5	1,733	1,223	20	8,965,453	4,690,535
149	Christian Service Society (CSS) 02578-01977-00129	Address: 82, Rupsha Strand Road, Natun Bazar, Khulna-9001 District: Khulna Telephone: 02-8918603-4, 8916910, Mobile: 0171-826657 Fax: 880-2-8913162 Email:css@cssbd.org	124	199,639	176,470	973	1,688,573,008	739,960,953
150	Church of Bangladesh Social Development Program 02946-04128-00526	Address: 54, Jonson Road, Dhaka 1100 District: Dhaka Telephone: 02-7116546 Mobile: 0171-5027287 Fax: 880-2-7121632 Email:sbsdcd@bangla.net	25	22,199	14,359	147	118,810,959	66040092
151	CLOG (Children Life Organization of Genus) 00996-00096-00506	Address: Aganagar (Ananda Bazar), Bhairab, Kishoregonj District: Kishoreganj Telephone: 0941-55712	1	1,350	1,130	14	7,630,120	3,214,477
152	Coastal Association for Social Transformation Trust 00956-04041-00068	Address: House no-9/4, Road no-2, Shymoly, Dhaka-1207. District: Dhaka Telephone: 02-8125181, 02-8154673 Fax: 880-2-9129395 Email:info@coastbd.org, Web: www.coastbd.org	58	88,553	71,135	416	742,321,135	244,284,097

SL No.	Name of MFIs and Licence No.	Head Office Address	No. of Branches	Clients Number	Borrowers Number	Employees Number	Loan Outstanding (in Tk.)	Total Net Savings (in Tk.)
153	Come to Work-CTW 00152-00608-00217	Address: Manmathepur, Chaklabazar, Parbatipur, Dinajpur-5250 District: Dinajpur Telephone: 0531-89114 Mobile: 0171-2041915, 0156-329863 Email:ctwdinaj@bttb.net.bd	9	13,116	10,394	65	78,892,796	35,167,159
154	Community Health Care Project 01140-00202-00055	Address: Plot No-1, Road-4, Block-B, Section-2, Mirpur, Dhaka District: Dhaka Telephone: 02-8015101-2 Mobile: 0171-5081404 Fax: 880-2-9009811 Email:chcp@dhaka.net	26	35,908	23,681	148	184,927,138	92,817,042
155	Community Development And Health Care Centre (CDHC) 02257-03643-00214	Address: 306/02, Godown Road, Natun Para, Galachipa, Patuakhali District: Patuakhali Mobile: 0171-6660954, 0171-2896211	3	3,892	3,170	24	40,633,822	10317944
156	Community Development Centre (Codec) 01781-00048-00103	Address: House- 9/13, Road- 01, Ispahani Park, South Khulshi, Chittagong District: Chittagong Telephone: 880-31-672516 Mobile: 0191-9760303 Email:emdad_codec@yahoo.com	93	97,945	74,869	639	864,187,949	298,052,791
157	Community Development Program (CDP) 00357-01879-00077	Address: Oitihashik Paharpur Road, Jamalgonj, Joypurhat-5941 District: Joypurhat Mobile: 01716064908 Email:cdp84@bttb.net.bd	2	2,595	2,363	7	5,189,642	1,139,206
158	Community Organization for Livelihood Improvement (COLI) 03244-00287-00171	Address: House-68 (2nd floor), Road-3, Block-C, PC Culture Housing Society Ltd, Samoli, Mohammedpur, Dhaka-1207 District: Dhaka Mobile: 0171-5102097	2	1,540	1,460	13	11,860,962	2,760,233
159	Crescent 01509-00458-00555	Address: Janani Bhabnan, Assausni Road old Stkhira, Satkhira District: Shatkhira Telephone: 0471-63078 Mobile: 0171-2621796 Fax: 880-471-63811	1	1,473	1,116	8	10,069,453	4,906,487
160	Dabi Moulik Unnayan Sangstha 00947-00710-00021	Address: Chakrampur, Naogaon District: Naogaon Telephone: 0741-62072 Mobile: 0171-3200883 Email:dabimus@yahoo.com	22	33,139	25,834	192	275,046,877	93,385,683
161	Dak Diye Jai 01121-00835-00237	Address: House-1, Bypass Road, Masimpur, Pirojpur-8500 District: Pirojpur Telephone: 0461-62763, 02-9663098 (Dhaka Office) Mobile: 0171-1243388 Email:ddj_org@hotmail.com	25	37,390	28,816	211	283,933,679	92,687,537
162	Daridra Bimochon Shangstha (DBS) 00791-01632-00266	Address: Fulbagan Road, Mukharjipara, Meherpur-7100 District: Meherpur Telephone: 0791-62629 Mobile: 0172-0959121, 01812-907555 Fax: 880-791-63117 E-mail: nasirdbs@gmail.com	17	27,610	23,099	147	209,705,822	47,292,789

SL No.	Name of MFIs and Licence No.	Head Office Address	No. of Branches	Clients Number	Borrowers Number	Employees Number	Loan Outstanding (in Tk.)	Total Net Savings (in Tk.)
163	Daridro & Paribash Unnaon Society 03933-03378-00729	Address: Simla Bazar, Po-Sharishabari, Dist- Jamalpur District: Jamalpur	2	1,610	1,585	5	5,819,657	3,974,034
164	Desha Shechcha Shebi Artho-Samajik Unnayan O Manobik Kallyan Sangstha 00590-00236-00141	Address: 317, Jhenaidah Road, Mazampur, Kushtia District: Kushtia Telephone: 071-73402 Mobile: 0171-1217623 Fax: 880-71-54023 Email:deshango@bttnet.net.bd	49	82,988	62,407	435	739,819,366	219,014,637
165	Development Activites of Society 03016-00167-00724	Address: Biswass Bari, DC office road, Jhinaidha District: Jhenaidaha	1	1,119	1,064	8	6,893,932	1,861,166
166	Development for Society 00369-00813-00250	Address: Miabazar, Chouddagram, Comilla District: Comilla Mobile: 0171-2110670	5	2,781	1,841	19	29,369,939	11,129,786
167	Development Initiative for Social Advancement (DISA) 01306-00480-00024	Address: E/11, Pallabi Extension, Mirpur, Sare Agaro, Dhaka District: Dhaka Telephone: 02-8052812, 8023629 Mobile: 0172-0084085, 0181-9840084 Email:dissbd@citechco.net	32	35,132	27,544	247	418,112,671	158,498,151
168	Development Network in Bangladesh 00877-00239-00176	Address: 10, Bangabandhu Avenue (2nd Floor), Dhaka District: Dhaka Telephone: 02-9568674 Mobile: 0191-3705476 Email:dnb.ed.@hotmail.com	6	2,672	2,487	30	19,062,547	7,665,888
169	Development of Integrated for Social Association (DISA) 02026-02628-00241	Address: 275/2, Upashahar, Cantonment, Boalia, Rajshahi District: Rajshahi Telephone: 0721-860168 Mobile: 0171-5844989	1	3,755	3,590	7	7,964,389	2,304,350
170	Development Organisation of the Rural Poor (DORP) 01795-01411-00185	Address: 36/2 Purba Shewra Paras, Mirpur, Dhaka-1216 District: Dhaka Telephone: 02-8034785 Fax: 880-2-8034786 Email:drop@citechco.net	17	12,624	10,817	66	84,713,422	21,159,859
171	Development Organization of Rural Peoples (DOORP) 02002-02305-00491	Address: Boro Dargah, Gurjipara, Peergonj, Rangpur District: Rangpur Mobile: 0171-8172023	1	1,127	847	5	7,099,764	3,180,685
172	Dewanganj Gano Shahajjya Sangstha 05498-02167-00417	Address: Gayardoba, Katharbil, Dewanganj, Jamalpur District: Jamalpur Mobile: 0171-6523585, 0171-6523586/7	1	1,450	1,030	8	8,800,429	5,225,923
173	Dhaka Ahsania Mission 00109-02243-00300	Address: House-19, Road-12 (New), Dhanmondi, Dhaka District: Dhaka Telephone: 02-8119521-22, 8115909, Fax: 880-8113010, 8118522 Email:dambgd@bdonline.com	43	60,719	53,488	251	549,657,337	166,852,862
174	Dhaka Rural Advancement Programs Society 00147-00922-00570	Address: Matuail Westpara, Jia Sarani Road, Jatrabari, Dhaka District: Dhaka	6	2,770	2,163	31	32,221,714	9,242,830

SL No.	Name of MFIs and Licence No.	Head Office Address	No. of Branches	Clients Number	Borrowers Number	Employees Number	Loan Outstanding (in Tk.)	Total Net Savings (in Tk.)
175	Dharani Samaj Kallayan Sangstha 03909-02115-00655	Address: House-128, Block-B, Road-01, Ward-4, Beradanga, Rajbari-7700. District: Rajbari Telephone: 604165488 Mobile: 01711168836	1	1,096	838	5	7,723,678	2,449,460
176	Dhrubo Society 03471-03680-00324	Address: Jamalpur (Noy Mail), Shajahanpur, Bogra. District: Bogra Mobile: 0171-1364680, 0171-1739603 Email: drubo_s@bijoy.net	2	1,497	1,293	4	4,075,208	821,133
177	Digonta 00656-01009-00251	Address: Sakrail, Tangail District: Tangail Mobile: 0171-1703709, 0152432815	1	3,244	1,583	12	6,601,859	4,665,847
178	Din Bandhu Society 03929-00826-00541	Address: House-10 (Ground floor), Road-06, Section-02, Block-H, Mirpur, Dhaka-1216 District: Dhaka	7	2,620	2,180	33	18,416,961	6,806,810
179	Dip Shetu 01598-02716-00350	Address: Proff MA Matin Road, Diar Baddyanath, Shialkole, Sirajgonj District: Sirajgonj Telephone: 0751-62508 Fax: 880-2-8313308 Email: dip_shetu@yahoo.com	11	984	984	22	6,114,556	878,759
180	Dip Unnayan Sangstha (DUS) 00654-00234-00033	Address: Hatia, Noakhali District: Noakhali Telephone: 0321-62035 Fax: 880-02-9115347 Email: dushq@bd.com.com	20	29,048	23,611	158	251,851,181	83,820,185
181	DIPSHIKHA Non-Formal Education, Training and Research Society for Village Development 00681-04542-00349	Address: 282/5, First Colony, Mazar Road, Mirpur-1, Dhaka-1218 District: Dhaka Telephone: 02-9000782, 8012276 Fax: 880-2-8015314 Email: dipshika@agni.com	6	14,736	10,571	39	69,173,101	4,853,581
182	Dipti Foundation 01537-03317-00631	Address: Pulerhat Bazar, Chanchra, Jessore District: Jessore	1	612	493	8	4,519,527	1,321,677
183	Disa Bangladesh 00732-03883-00694	Address: Disa Bhaban, C&B Road, Barisal. District: Barisal Mobile: 01711235768	12	24,065	19,366	80	71,059,437	36,964,271
184	Disa Integrated Social Advancement Foundation 01467-01624-00679	Address: House-11, Road-17, West End Zone-A, Khalishpur Housing Estate, Khulna-9000. District: Khulna Mobile: 01715782752	1	1,043	844	5	4,913,640	2,437,128
185	Disabled Rehabilitation and Research Association (DRRA) 01794-01127-00630	Address: House-2/5, Road-1, Shaymoli, Dhaka-1207 District: Dhaka Telephone: 02-9140162 Mobile: 01197015852, 0152-431321 Fax: 880-2-9124057 Email: sila@angi.com.	5	3,381	2,265	17	17,253,645	6,320,210
186	Doel (Development Organisation for Equity & Love) 01284-00322-00220	Address: Gottia, Kaya, Kumarkhali, Kushtia District: Kushtia Mobile: 0171-2555768	1	3,041	2,385	34	14,975,833	9,755,399

SL No.	Name of MFIs and Licence No.	Head Office Address	No. of Branches	Clients Number	Borrowers Number	Employees Number	Loan Outstanding (in Tk.)	Total Net Savings (in Tk.)
187	DRISHTIDAN 02854-01466-00027	Address: Thanapara, Boda, Panchagarh District: Panchagarh Telephone: 05653-56205 Mobile: 0171-3780570	1	1,200	965	5	5,756,685	1,882,018
188	DRISTI (Akti Sechhashebi Samaj Kallyanmulak Sangstha) 00216-03127-00474	Address: Laksham Road, Comilla District: Comilla Telephone: 08167583, 71782 Email:dristi_comilla@yahoo.com	5	2,136	1,697	17	10,071,722	4,149,602
189	Dudumari Gram Unnayan Sangstha (DGUS) 01752-00192-00252	Address: Dudumari, Panchagarh District: Panchagarh Telephone: 0568-61577 Mobile: 0171-8653630	10	8,806	8,081	40	44,612,988	6,752,719
190	Dushtha Shasthya Kendra (DSK) 02100-01985-00369	Address: House-741, Road-9, Baitul Aman Housing Society, Adabor, Dhaka-1207 District: Dhaka Telephone: 02-9128520, 8122861, 8159656, Fax: 880-2-8115764 Email:dskinfo@dskbangladesh.org	85	145,441	110,585	821	1,728,940,324	695,217,354
191	Dustha Kallyan Sangstha (DUKS) 05168-04859-00519	Address: Limon Manjil, Puratan Bazar, Nalchity Bondor, Jhalokathi District: Jhalokati Telephone: 04953-74147 Mobile: 0172-4004502 Fax: 880-4953-74147	2	1,603	1,341	7	8,828,807	899,593
192	Dynamic Welfare Society 01206-04593-00384	Address: 1, K M Bahaddarhat, Chandaon, Chittagong District: Chittagong Telephone: 031-2551289 Mobile: 0181-9179066	4	3,210	2,248	35	36,916,221	22,041,181
193	EADA (Environment & Agricultural Development Association) 00657-02312-00181	Address: Nalta-9441, Kaligonj, Satkhira District: Shatkhira Mobile: 0171-2202934 Email:eada_bd@yahoo.com	3	7,573	4,468	36	37,193,693	19,417,515
194	Eco-Social Development Organization (ESDO) 01059-03355-00203	Address: College Para, Thakurgaon District: Thakurgaon Telephone: 0561-52149, 61599, 52476 Mobile: 01714-063360 Fax: 0561-61599 Email:esdo@btb.net.bd, esdobangladesh@hotmail.com"	101	125,902	97,807	681	1,052,036,613	328,079,328
195	Eden Education and Health Foundation 00830-01935-00538	Address: Rasulpur Bazar, Abdullahpur, South Keranigonj, Dhaka-1311 District: Dhaka Mobile: 0171-1560262, 0171-5106093	7	6,064	6,050	42	41,990,988	12,844,098
196	Egeya Chala 01179-01059-00489	Address: Fatepur, Chamari Fatepur, Mirzapur, Tangail District: Tangail Mobile: 0181-9823489, 0171-3524596	2	1,455	1,024	10	8,288,162	3,458,353
197	ENDEAVOUR (Ensure Development Activities for Vulnerable Under Privileged Rural People) 01109-00117-00031	Address: 5/15, Humayun Road (1st floor), Block-B, Mohammadpur, Dhaka-1207 District: Dhaka Mobile: 0171-5120898 Email:end@hrcworks.com	10	8,484	7,230	58	73,463,470	27,252,639

SL No.	Name of MFIs and Licence No.	Head Office Address	No. of Branches	Clients Number	Borrowers Number	Employees Number	Loan Outstanding (in Tk.)	Total Net Savings (in Tk.)
198	Environment Council Bangladesh 00350-01308-00086	Address: House-67 (3rd floor), Block-Ka, PC Culture Housing Society, Shaymoli, Dhaka-1207 District: Dhaka Telephone: 02-9120040 Mobile: 0171-1527193 Fax: 880-2-9110740 Email:ecbangladesh@yahoo.com	20	16,868	12,499	112	180,678,900	63,017,963
199	Environmental And Socio Economic Network (ESEN) 00914-04151-00375	Address: 11, Madhaya Basabo, Sabujbag, Dhaka-1214 District: Dhaka Telephone: 02-8250867 Mobile: 0171-4295190	1	2,249	1,584	9	20,440,167	15,306,206
200	Esamoti Human Development Foundation 02401-04787-00670	Address: 4/3, Bakshipara Lane, Bashupara, Khulna. District: Khulna Mobile: 01912189608	2	1,390	959	7	7,190,671	2,365,397
201	Eskander Welfare Foundation (EWF) 00283-03453-00173	Address: Krishnonagar, Pirojpur District: Pirojpur Telephone: 0461-62355 Mobile: 0171-5214081 Fax: 880-461-62355	11	11,253	10,327	55	63,208,966	21,862,215
202	Faridpur Development Agency (FDA) 03423-02757-00438	Address: Tepurkandi, Bakigonj, Faridpur District: Faridpur Telephone: 0631-61980 Mobile: 0171-1898831 Fax: 880-631-61980	10	24,955	13,499	97	147,435,687	94490840
203	Focus Society 00728-00812-00209	Address: Hospital Road, Gabtoli, Bogra.District: Bogra Telephone: 05025-75115 Mobile: 0171-1875811	5	7,451	6,585	40	58,523,401	17,523,860
204	Friends in Village Development Bangladesh 01688-00841-00423	Address: Khadimnagar, Sylhet District: Sylhet Telephone: 0821-2870020, 2870466, 2871221 Fax: 880-821-2870021 Email:fivdbcte@solbd.com	15	25,923	22,611	162	318,568,492	110,706,834
205	Gana Unnayan Kendra (GUK) 03730-01746-00091	Address: Nasratpur, Gaibandha-5700 District: Gaibandha Telephone: 0541-89042 Mobile: 0171-1413632 Email:guk@agni.com	34	33,530	26,829	150	147,356,290	51,031,142
206	Gandhi Ashram Trust 03606-00904-00195	Address: Jayag, Sonaimuri, Noakhali District: Noakhali Telephone: 03221-8083 Mobile: 01711408656 Email:gandhiashram_bd@yahoo.com	6	7,395	4,860	31	47,118,667	27,029,011
207	Gano Kallayan Society (GKS) 00373-02045-00636	Address: Weirlesspara, Goalchamot, Faridpur District: Faridpur Telephone: 0631-6396 Mobile: 0171-2284938, 0171-5211445, 0171-5196724	1	1,038	1,012	7	8,136,672	2,044,964
208	Gano Milan Foundation 00254-03690-00208	Address: Khalishpur, Bagerhat District: Bagerhat Mobile: 0171-1814196	4	3,309	2,364	25	34,852,734	10,118,409
209	Gano Progoti 01518-00588-00182	Address: Nowabenki Bazar, Nowabenki, Shymnagor, Satkhira District: Shatkhira Mobile: 0171-2631100, 0171-4481343 Email:gprogoti@yahoo.com	1	1,811	1,250	14	11,036,753	6,088,588

SL No.	Name of MFIs and Licence No.	Head Office Address	No. of Branches	Clients Number	Borrowers Number	Employees Number	Loan Outstanding (in Tk.)	Total Net Savings (in Tk.)
210	Gazipur Unnayan Sangstha (GUS) 01665-00147-00522	Address: Pirujali, Gazipur Sadar, Gazipur District: Gazipur Mobile: 0171-5981780	1	910	715	7	8,976,089	2,348,655
211	Gender Relation Advancement & Marginalized Development Society 00141-00010-00629	Address: Meer Mansion (1st floor), Sadar Road, Sibchar, Madaripur District: Madaripur Telephone: 06624-56297 Mobile: 0171-5201132	1	1,748	1,243	9	7,305,468	5,418,588
212	Ghani Welfare Foundation 01211-04430-00036	Address: 8/1, Bashabari Lane, Kotowali, Noyabazar, Dhaka-1100 District: Dhaka Telephone: 02-7390253 Mobile: 0171-1533961	6	4,877	4,044	54	36,331,162	17,397,999
213	Ghasful 00399-01209-00160	Address: 438, Mehedibag Road, Chittagong District: Chittagong Telephone: 031-2858613 Mobile: 01199-741166 Fax: 880-31-2510329 Email:ghashful@spnetctg.com	36	49,760	38,327	341	526,656,230	291,658,094
214	GLDP (Grass-root Level Development Program) 02041-01180-00446	Address: Shantibag R/A, PTI Road, Habigonj-3300 District: Habiganj Mobile: 0191-2051107, 0181-8436344	3	2,040	1,745	5	15,133,645	6,948,972
215	Gono - Unnayan Academy 02111-00580-00709	Address: P.O.-Gurudaspur, Dist-Natore-6440 District: Natore	1	703	636	5	4,472,587	1,347,554
216	Gono Kallyan Trust 00219-01524-00147	Address: Saturia, Manikgonj District: Manikganj Telephone: 0651-61451-32 Mobile: 0171-1547780 Fax: 880-2-8118687 Email:gkt@bdcom.com	18	24,267	18,598	172	305,858,309	81,866,780
217	Gono Kalyan Sangstha(GKS) 02772-02423-00110	Address: Biralkuthi, Mirpur, Sirajgonj District: Sirajganj Telephone: 0751-62123 Mobile: 0171-5605283 Fax: 880-751-62123 Email:gks@btb.net.bd	4	864	669	11	5,839,056	1,868,311
218	Gono Unnayan Prochesta 00768-00647-00403	Address: 13A/3A, Babor Road, Block-B, Mohammadpur, Dhaka District: Dhaka Telephone: 02-8113216, 8123389 Mobile: 0171-3035102 Fax: 880-2-9120041 Email:gup@dhaka.net	15	19,876	13,890	112	164,992,857	65,639,955
219	Gono Unnayan Foundation 01916-02204-00490	Address: Ajker Janata Bhaban, Chandina Chowrasta (Tangail Road), Gazipur Sadar, Gazipur District: Gazipur Telephone: 02-9261858 E-mail: ajkerjanata@yahoo.com Fax: 880-2-9261858"	1	355	269	6	4,611,205	1,733,442
220	Gonoshasthaya Kendra 04833-04519-00650	Address: Post; Mirjanagor via Savar Cant. P.S Assulia, Dhaka-1344 District: Dhaka Telephone: 027708334, 027708081 Mobile: 01711429860 Fax: 8613567 Email: gkhealth@dhaka.net	20	13,883	13,188	59	68,644,268	24,799,844

SL No.	Name of MFIs and Licence No.	Head Office Address	No. of Branches	Clients Number	Borrowers Number	Employees Number	Loan Outstanding (in Tk.)	Total Net Savings (in Tk.)
221	Gram Bikash Kendra 01271-01016-00183	Address: Haldibari, Parbotipur, Dinajpur District: Dinajpur Telephone: 05334-74411 Mobile: 0171-3163500 Fax: 880-5334-74332 Email:gbk@bttb.net.bd	38	69,208	53,214	363	424,432,288	174,296,008
222	Gram Bikash Sangstha (GBS) 01758-02082-00499	Address: Holding no-96/A, Eidgah Math Lane, Sutrapur, Bogra-5800 District: Bogra Telephone: 05178186 Mobile: 01722212798, 01712218743 Email:gbs-bogra@yahoo.com	3	1,547	1,386	15	11,904,360	3512483
223	Gram Unnayan Karjakram (GRAUK) 02858-00277-00180	Address: Krishna Nagar, Juri, Moulvibazar District: Maulvibazar Mobile: 0171-5141430	1	3,261	2,419	13	33,229,856	23,459,367
224	Gram Unnayan Karma (GUK) 02761-03196-00273	Address: 02, Ajaj Housing, Banani, Bogra. District: Bogra Telephone: 051-69976, 78264 Mobile: 0171-4004015 Fax: 051-78264 Email:gukbogra@bttb.net.bd	62	102,330	88,858	715	1,278,128,562	353,944,284
225	Grameen Alo 00455-00189-00511	Address: Maddha Basudebpur, Banglahili, Hakimpur, Dinajpur District: Dinajpur Mobile: 01914958427 Email:Grameen_alo@yahoo.com	1	1,205	955	7	13,009,462	578028
226	Grameen Alo Sangstha 05796-01918-00527	Address: Balla, Balla Bazar, Kalihati, Tangail District: Tangail Telephone: 0922-774041 Mobile: 0171-2254216	1	1,914	1,455	12	9,721,833	5,830,183
227	Grameen Economic And Social Advancement (GESA) 00440-00065-00495	Address: Dhanpur (Bishwa Road, Courtbari), Halimanagar, Kotowali, Comilla District: Comilla Mobile: 0158-331832	1	1,185	1,220	7	7,375,655	4,182,015
228	Grameen Jano Unnayan Sangstha (GJUS) 00552-01111-00275	Address: Altajer Rahman Road, Charnoabad, Bhola Sadar, Bhola District: Bhola Telephone: 0491-62169 Mobile: 0171-4059478	16	24,542	19,409	159	243,668,219	63,749,125
229	Grameen Jono Unnayan Sangstha 03904-00198-00596	Address: Vill-Goalpara, P.O.-Hatmodapur, Upazila-Pangsha, Dist-Rajbari District: Rajbari Mobile: 0171-2573301	1	978	746	7	5,674,347	2,239,341
230	Grameen Krishi Foundation 00706-00960-00454	Address: Alam Nagar, College Road, Rangpur District: Rangpur Telephone: 0521-64893 Mobile: 0171-1419994 Fax: 880-521-62995 Email:grameenk@tistaonline.com	70	103,593	92,146	1,442	368,229,422	145,105,027
231	Grameen Krishok Sohayak Sangstha (GKSS) 02414-00814-00510	Address: Mohammad Vila, Sariakandi Road, Hatfulbari, Sariakandi, Bogra District: Bogra Mobile: 0171-4928590, 0171-6964234	2	1,586	1,539	14	11,912,310	4,344,133

SL No.	Name of MFIs and Licence No.	Head Office Address	No. of Branches	Clients Number	Borrowers Number	Employees Number	Loan Outstanding (in Tk.)	Total Net Savings (in Tk.)
232	Grameen Manobic Unnayan Sangstha (GRAMAUS) 02830-03273-00201	Address: 5/1 Itakhola Road, Khachijhuli Mymensingh District: Mymensingh Telephone: 091-62993 Mobile: 0171-3503982 Email: ngo-gramaus@yahoo.com	14	21,215	18,148	197	197,208,057	51,625,383
233	Grameen Matsho O Pashusampad Foundation 00167-00284-00448	Address: Grameen Bank Bhaban, Mirpur-2, Dhaka-1216 District: Dhaka Telephone: 02-8012330 Mobile: 0171-1683526 Fax: 880-2-8012330	24	15,637	13,026	122	134,921,811	9,128,618
234	Grameen Progress 00336-00260-00161	Address: Laskarhat, Feni Shadar, Feni District: Feni Telephone: 0331-62821 Mobile: 0171-1356442, 0171-2195990, 0171-2195992	11	10,193	8,416	67	94,512,795	81,965,291
235	Grameen Prosar 00593-01805-00140	Address: Dhanbari Newmarket, Dhanbari, Tangail District: Tangail Mobile: 0171-3039985	3	2,816	2,038	18	5,066,750	2,682,671
236	Grameen Samaj Unnayan Sangstha 02802-01664-00452	Address: North Rahmatpur, Rahmatpur, Babugonj, Barisal District: Barisal Mobile: 0171-2190094	2	1,128	1,065	7	12,793,344	858,473
237	Grameen Seba Sangstha (GSS) 00343-03944-00083	Address: Betila, Betila, Manikgonj District: Manikganj Mobile: 0119-9840193, 0171-5186715	3	1,984	1,717	14	15,745,081	4,673,701
238	Grameen Unnayan Prkalpa 01434-04476-00179	Address: Bogra Cantonment, Block-B (Rahimabad), Sajahanpur, Bogra. District: Bogra Mobile: 0171-1411200, 0171-2130613	2	2,165	1,662	15	10,576,733	4,794,956
239	Grameen Unnayan Sangstha (GUS) 00636-00035-00015	Address: Mahin Bhaban, Araiora (Middle), Durgapur, Kotwali, Comilla-3500 District: Comilla Telephone: 081-69972 Mobile: 01715-067741	3	2,204	2,079	27	35,773,976	17,648,790
240	Gramer Alo 02396-03715-00589	Address: Vill+P.O.-Tepra, Upazila-Shibaloy, Dist-Manikgonj District: Manikganj Mobile: 01728771368	1	1,205	955	7	13,009,462	3,353,075
241	Graush 00989-02646-00697	Address: Vill-Jhikra, P.O.-Kalaroa, Dist-Satkhira District: Shatkhira Mobile: 01710829139	1	1,235	1,225	21	5,034,606	2,063,197
242	Habiganj Unnayan Sangstha 01680-00763-00062	Address: Mohila College Road, Habigonj District: Habiganj Mobile: 0171-5356837	6	7,903	6,719	49	68,039,160	23,747,638
243	Habitat & Economy Lifting Programme (HELP) 00538-00101-00191	Address: 156, Alia Madrasa Road, Bagerhat District: Bagerhat Telephone: 0468-62634 Mobile: 0171-1155759 Email: help@bttb.net.bd	6	7,495	5,202	42	91,951,850	14,317,824
244	Haider Akhter Banu Memorial Kallayan Foundation 01367-00200-00064	Address: Noman Maydan Road, Magura District: Magura Telephone: 0488-62893	1	577	487	6	4,810,389	1,357,933

SL No.	Name of MFIs and Licence No.	Head Office Address	No. of Branches	Clients Number	Borrowers Number	Employees Number	Loan Outstanding (in Tk.)	Total Net Savings (in Tk.)
245	Hanum Health Development Foundation 06408-05124-00172	Address: 15 G, Road-11, Banani, Dhaka District: Dhaka Telephone: 02-8824693 Mobile: 0191-1324468	3	3,026	3,026	14	15,925,111	6,456,793
246	Haor Samaj Unnayan Karmasushi 00691-00109-00598	Address: 143/1 New Baily Road, Dhaka-1000 District: Dhaka Telephone: 8311323 Mobile: 0152-487405 Fax: 880-2-8312928 Email:haqe@fonsbd.com	1	955	939	5	4,624,427	1,658,600
247	Health, Education & Economic Development Organization (HEEDO) 01662-00774-00380	Address: Rabbani House, Adarsha Mahalla, Mission Road, Chandpur District: Chandpur Telephone: 084167506 Mobile: 01819130362 Email:heedobangladesh@yahoo.com	2	1,312	922	10	11,111,070	3,035,292
248	HEED Bangladesh 01399-00645-00258	Address: Main Road, Plot # 19, Block-A, Section-11, Mirpur, Dhaka District: Dhaka Telephone: 02-8012423, 8012764, 8021580 Fax: 880-2-8013558 Email:executive@dhaka.agni.com"	69	109,162	79,415	561	1,006,116,337	504,923,236
249	Help Bangladesh 01185-04747-00706	Address: Vill-Kamlapur, P.O.+P.S.-Savar, Dist-Dhaka District: Dhaka	1	1,250	835	5	11,965,115	8,769,672
250	Help the Distress 00966-04418-00075	Address: House No# 03, Road No# 03, Block-G, Banoshree, Rampura, Dhaka-1219 District: Dhaka Telephone: 02-8361207 Mobile: 0171-0763191 Fax: 880-2-8360995 Email:help.distress@yahoo.com	12	1,070	1,070	15	1,490,303	1,318,015
251	Hilful Fuzul Samaj Kallyan Sangstha 01928-02098-00393	Address: 5/12 Humayun Road (2nd Floor), Block-B, Mohammadpur, Dhaka-1207 District: Dhaka Telephone: 02-9146206 Mobile: 0152-479826, 0172-596877 Email:hfsks@bdonline.com	17	11,315	7,086	75	72,736,276	27,897,268
252	Hitaishi-Bangladesh 00312-02309-00004	Address: 26, Nayapaltan (2nd floor), Dhaka District: Dhaka Telephone: 02-9331518, 8318420 Mobile: 0119-9867744, 0171-7436459 Fax: 880-2-8318420 Email:hitaishi@dhaka.net	3	2,101	1,949	5	9,302,204	6,477,141
253	Holodia Mohila Unnayan Sangstha 00938-00810-00124	Address: Holodia, Bagmara, Comilla Sadar (South), Comilla District: Comilla Mobile: 0171-1342090, 0171-6686809	3	1,551	996	13	16,122,257	8,434,925
254	Homeland Association for Social Improvement 02363-00285-00109	Address: Charcailas, CharkingHatia, Noakhali District: Noakhali Telephone: 02-8111186 Mobile: 0171-1478457, 0171-6277599 Email:akramedhasi@yahoo.com	4	1,882	1,147	20	5,999,745	2,336,464

SL No.	Name of MFIs and Licence No.	Head Office Address	No. of Branches	Clients Number	Borrowers Number	Employees Number	Loan Outstanding (in Tk.)	Total Net Savings (in Tk.)
255	Homland Development Organization 02594-01708-00615	Address: Maddha Shhipasha, Gaila, Agailjhara, Barisal District: Barisal	1	1,053	651	8	70,180,940	3,355,641
256	HOPE 01469-02078-00517	Address: Aliabad, Nabinagar, Brahmanbaria District: Brahmanbaria Telephone: 0825-75633 Mobile: 0171-1341975 Email:a_kollvi@yahoo.com	2	2,474	1,953	15	24,294,324	8,169,723
257	Human Association for Rural Development (HARD) 00727-00467-00087	Address: Anu Manjil, South Thanthanya, Bogra Sadar, Bogra-5800 District: Bogra Mobile: 0171-6262379, 01911970584 Email:hard_habib@yahoo.com	3	839	673	9	3,431,306	1,032,484
258	Human Care Initiatives 06481-02185-00425	Address: 125, North Mughdpara, Dhaka District: Dhaka Telephone: 02-7200342	1	2,803	2,010	16	14,720,937	10,790,124
259	IDEAL (Institute of Development Education for Advancement of Landless) 01886-01501-00118	Address: Parulia, Debhata, Satkhira District: Shatkhira Telephone: 04732-72112 Mobile: 0171-1866504, 0171-3908218 Email:ideal_ni@yahoo.com	7	10,052	5,306	39	31,630,384	21,358,273
260	Initiative for People's Development (IPD) 01133-01814-00399	Address: 210, West Nakhhalpara, Tejgaon, Dhaka-1215 District: Dhaka Telephone: 02-8118648 Mobile: 0181-9154944 Email:ipd_210@yahoo.com	3	1,224	854	10	6,066,437	3,699,111
261	Institute of Integrated Rural Development 0204-01469-00536	Address: 27/C, Asad Avenue, Block-E, Mohammadpur, Dhaka-1207 District: Dhaka	15	11,851	8,060	67	19,569,339	11,094,450
262	Integrated Development Foundation 01920-01872-00249	Address: House-18, Road-5, Block-A, Mirpur-2, Dhaka-1216 District: Dhaka Telephone: 02-8013559,9005452, 9014933 Mobile: 0171144356, 017115338142 Fax: 880 2 9014933-116 Email:idf_bd92@yahoo.com, zalamidf@citechco.net	75	99,233	81,957	529	856,461,556	408,932,889
263	Integrated Rural Development Organization (IRDO) 00361-03311-00094	Address: House-54, Road-13, Sector-14, Uttara Model Town, Dhaka-1230 District: Dhaka Telephone: 02-8962515 Mobile: 0171-2103857, 0156-338401 Email:info@irdobd.org	3	4,245	4,170	40	22,210,991	6,266,804
264	Integrated Service for Development of Children & Mothers 02693-01298-00007	Address: House-7/5, Flat-3/A, Block-B, Lalmatia, Mohammadpur, Dhaka-1207 District: Dhaka Telephone: 02-8125365 Mobile: 0181-7009487 Email:suppot@isdc-m-bd.org	8	3,915	3,212	42	25,039,535	6,387,071

SL No.	Name of MFIs and Licence No.	Head Office Address	No. of Branches	Clients Number	Borrowers Number	Employees Number	Loan Outstanding (in Tk.)	Total Net Savings (in Tk.)
265	Integrated Social Welfare Association (ISWA) 01001-00055-00259	Address: Betagi, Barguna-8740 District: Barguna Telephone: 04454-56065 Mobile: 0171-1441471, 0171-869354	2	1,308	988	14	6,022,564	1,722,903
266	Integrated Volunteers for Social Advancement (IBSA) 00949-05022-00402	Address: 586/1, Nayatola, Madhubag, (Central Point), Magbazar, Dhaka-1217. District: Dhaka Telephone: 0447-7701375 Mobile: 01718-818261 Email:ivsa@yahoo.com	7	1,552	1,341	10	6,038,194	3,168,592
267	Isamati Samaj Unnayan Sangstha 01649-00325-00591	Address: Vill-Sanila, P.O+Upazila-Bera, Dist-Pabna District: Pabna Mobile: 01925-869758, 01719039588, 0171-1934683, 0171-8219451	1	645	502	8	6,562,474	3,675,714
268	Islami Social Development Organization (ISDO) 02183-00557-00342	Address: Sufia Complex, Chandina Road, Barura, Comilla District: Comilla Telephone: 8963797 Mobile: 0181-99143109 Email:erafabd@btb.net.bd	5	5,420	3,489	28	31,753,766	11,795,496
269	Jagorani Chakra Foundation 00322-01714-00008	Address: 46, Mujib Sarak, Jessore-7400 District: Jessore Telephone: 0421-68823 Mobile: 01711-805471 Fax: 0421-68824 Email:jcmfi@btb.net.bd	262	412,157	330,995	2,582	6,835,079,694	2,027,314,630
270	Jagrata Juba Shangha (JJS) 01638-01520-00050	Address: JJS, 35/8 TB Cross Road, Khulna District: Khulna Telephone: 041-731013, 730146 Fax: 88-041-730146 Email:jjs@khulna-bangla.net	4	4,592	3,324	22	21,518,431	11,229,927
271	JAKAS Foundation 01420-01221-00231	Address: Sabujnagar, Joypurhat District: Joypurhat Telephone: 0571-62984 Mobile: 01711-063216 Email:jasas.bd@gmail.com	36	63,259	45,186	328	435,249,276	184,083,127
272	Jagoroni Somaj Unnayan Sangstha 06757-05004-00592	Address: Vill-P.O-Jonail, Thana-Barai Gram, Dist-Natore District: Natore Mobile: 0171-5545253	2	564	547	7	4,043,756	1,082,022
273	Jamuna Samaj Kallyan Sangstha 06492-02142-00667	Address: Kallyanpur, P.O.-Puranbharenga, Upazila-Bera, Dist-Pabna. District: Pabna Mobile: 01713440301	1	1,098	756	8	5,353,352	2,811,298
274	Jana Kalyan Sangha (JKS) 00663-02220-00408	Address: Dowlatdiar, Meherpur Road, Chuadanga District: Chuadanga Telephone: 0761-62797 Mobile: 0171-2932107 Fax: 880-761-62596 Email:jks_org@yahoo.com	15	18,613	16,482	157	213,785,843	45,872,236
275	Janata Polli Unnayan Sangstha 01850-03826-00722	Address: Vill-Nagor Badgram, P.O-Moishamura, P.S-Mirzapur, Tangail District: Tangail Mobile: 01674458964	2	1,196	1,041	6	4,597,634	1,868,707

SL No.	Name of MFIs and Licence No.	Head Office Address	No. of Branches	Clients Number	Borrowers Number	Employees Number	Loan Outstanding (in Tk.)	Total Net Savings (in Tk.)
276	Jano Hitoishi Sangstha 06637-04368-00443	Address: Chaikola, Chatmahar, Pabna District: Pabna Mobile: 0171-6664528	1	1,471	875	6	4,213,522	1,787,727
277	Janoseba 02487-00630-00310	Address: House-A/8 (3rd floor), Road-4, Colonel Hat CDA R/A, North Kattoli, Pahartoli, District: Chittagong Telephone: 031-752477 Mobile: 0181-9337079 Email:janoseba@globalctg.net	5	5,256	3,461	28	45,867,443	32,929,522
278	Jatio Tarun Sangha 02334-01829-00736	Address: 21-23 Hazaribagh Road, Dhaka-1209 District: Dhaka"	2	649	516	10	6,537,681	2,062,409
279	Jhaudia Gram Unnayan Sangstha 05474-00440-00558	Address: Jhaudia Bazar, Jhaudia Maspara, EB, Kushtia District: Kushtia Mobile: 0171-8830566	1	631	461	6	4,033,334	1,452,236
280	Jibon Sandhani Kallyan Sangstha 00177-02978-00427	Address: Uddhabgonj Bazar, Sonargaon, Narayangonj-1440, District: Narayanganj Mobile: 0171-1843452, 0171-2600746, 0119-1167510	1	1705	1150	6	14,782,338	2,382,102
281	Joutha Udyog 02838-03610-00707	Address: Purba Adalatpara, Tangail-1900 District: Tangail	1	1,024	733	7	5,405,152	1,867,762
282	Joutha Unnayan Prochesta (JUP) 06220-04807-00700	Address: Sarishabari Boro Bazar, Masjid Road, Sarishabari, Jamalpur District: Jamalpur Telephone: 0982756231 Mobile: 01718650215	1	2,544	1,773	11	18,006,563	10,849,926
283	Joypurhat Rural Development Movement (JRDM) 01421-02528-00278	Address: Block-H, Plot-7, Housing state, Uposahar, Joypurhat. District: Joypurhat Telephone: 0571-62038 Mobile: 0171-5024164 Fax: 880-571-51015"	20	20,987	17,223	140	164,873,954	53,342,967
284	Jugabani Samaj Kallyan Sangstha (JSKS) 00244-00343-00326	Address: Jugabani Samaj Kallyan Sangstha, Zila Sadar Road, Akur Takur Para, Tangail. District: Tangail Telephone: 0921-62324 Mobile: 0171-2140602 Fax: 880-921-62324 Email:jskscom@bttb.net.bd	6	4,169	2,960	33	30,830,688	12,602,915
285	Jugantar Samaj Unnayan Sangstha (JSUS) 00192-01282-00144	Address: House-435, Road-9, Block-B, Chandgaon R/A, Chittagong District: Chittagong Telephone: 031-613210 Mobile: 0171-6258648 Fax: 880-31-610421 Email:jsusctg@bttb.net.bd	3	2,136	1,571	20	24,392,506	13,581,303
286	Kaduty Bazar Khudra Babshayee Samiti 05106-01187-00677	Address: Vill-Kaduti , P.O.-Kaduti, Chandina, Comilla. District: Comilla	1	1,005	956	7	17,670,246	4,659,405
287	Kakon Bahumuki Unnayan Songstha (KBUS) 02418-00176-00540	Address: Sundarpur, Kakonhat, Godagari, Rajshahi District: Rajshahi Mobile: 01711962086	3	1,912	1,714	16	14,938,895	4,138,279

SL No.	Name of MFIs and Licence No.	Head Office Address	No. of Branches	Clients Number	Borrowers Number	Employees Number	Loan Outstanding (in Tk.)	Total Net Savings (in Tk.)
288	Karatoa Pally Unnoyan Shangstha 03022-02787-00607	Address: Khalisha Kandi, Majhira, Shahajahanpur, Bogra District: Bogra Telephone: 06445-100947 Mobile: 0171-1140707, 0171-5094131	1	550	509	8	4,682,240	1,203,689
289	Karmarjan 04487-01682-00132	Address: Nurjahan Vila, Sahid Sahed Hajari Road, Thanapara, Tangail District: Tangail Mobile: 0171-2004470, 0171-2894501	3	3,169	2,219	19	26,296,586	6,880,527
290	Karmojibi Kallyan Sangstha (KKS) 00796-04306-00428	Address: Beradanga, Road-1, House-1, Rajbari District: Rajbari Telephone: 0641-65544 Mobile: 0171-1849340 Email:gagkks@citechco.net	15	8,773	6,290	81	126,795,378	38,280,570
291	Khandaker Kallyan Trust and Organization 01632-02081-00638	Address: South Chelopara, Natai (Patgudam Road), Bogra Sadar, Bogra-5800 District: Bogra Mobile: 0171-4631480, 01717745290	1	1,268	935	6	4,986,578	2,837,341
292	Khandokhetro Social Development Organization (K.S.D.O) 02196-00957-00601	Address: Khandokhetro, Gohail, Shajahanpur, Bogra District: Bogra Mobile: 0171-8783628, 0171-4751453	1	981	700	9	17,632,139	3,127,378
293	Kheya (Samaj Unnayan Sangstha) 00556-05019-00565	Address: Milbazar (Near Abhowa Office), Satkhira District: Shatkhira Mobile: 0191-2594140	2	1,074	637	9	5,130,738	2,600,803
294	Khulna Mukti Seba Sangstha (KMSS) 01222-00357-00035	Address: 36, Sher-E-Bangla Road, Khulna District: Khulna Telephone: 041-721079 Mobile: 0171-1814582 Email:mss@khulna.bangla.net, fkc@dhaka.net.	6	5,148	3,948	22	33,200,928	10,423,052
295	Koinonia 00171-00155-00151	Address: 32, Mallika Housing Society, Milkvita Road, Mirpur, Dhaka-1221 District: Dhaka Telephone: 02-8012145, 8015056 Fax: 880-2-8013031 Email:koinonia@bdonline.com	28	42,318	38,338	182	253,061,718	91,674,820
296	KPUS (Kushtia Palli Unnayan Sangstha) 01404-00160-00309	Address: 18/5, Masjid bari len no.1, Auruapara, Kushtia-7000 District: Kushtia Telephone: 071-62056 Mobile: 0171-1310126 Email:kpus@kushtia.com.	7	10,005	8,032	66	93,885,691	27,760,872
297	Kri O Samaj Kallyan Sangstha (ASPO) 01515-00548-00213	Address: Hajarki, Nandigram, Bogra. District: Bogra Telephone: 06445101762 Mobile: 0171-6385600	4	4,151	2,018	40	8,828,698	3,114,179
298	Lal Hossain Chowdhury Memorial Foundation 02774-00112-00639	Address: House-5, Road-121, Flat-4/A, Gulshan-1, Dhaka-1212 District: Dhaka Mobile: 01199811011, 0119-9021441, 0171-34535334	2	1,746	1,587	11	14,435,175	5,785,579

SL No.	Name of MFIs and Licence No.	Head Office Address	No. of Branches	Clients Number	Borrowers Number	Employees Number	Loan Outstanding (in Tk.)	Total Net Savings (in Tk.)
299	Lustre 03701-02567-00072	Address: Bogra Road (East Haguria), Dighapatia, Natote-6401. District: Natore Telephone: 0771-62787, 62186, Mobile: 0171-1894725, 0171-6077437 Email:lustrengo@yahoo.com	2	562	460	9	3,335,007	1,120,195
300	Leya Health & Education Development Foundation 00037-01156-00286	Address: Kadampur, Abdullahpur, South Keranigonj, Dhaka District: Dhaka Mobile: 0171-3068891	4	3,321	2,732	25	34,132,260	9,936,084
301	Life Association 03157-02459-00271	Address: Badhal, Badhal Bazar, Kachua, Sholarkola, Bagerhat-9311 District: Bagerhat Mobile: 0191-4232050, 0171-5031522	1	1123	465	9	32,93,508	1,962,091
302	Local Initiative for Empowerment (LIFE) 01481-01211-00238	Address: Banupara, Haragacha, Kaunia, Rangpur District: Rangpur Telephone: 0521-61243 Mobile: 0171-3365542, 0171-2217725 Email:lifeorg_06@yahoo.com	4	3,299	3,299	26	7,926,466	2,556,296
303	Maitree Palli Unnayan Sangathon (MPUS) 00471-00528-00492	Address: Khandakerpara (Sherpur Pawrashava), Sherpur, Bogra District: Sherpur Telephone: 05029-77159, 88355 Email:moitree92_bd@yahoo.com	1	1,175	1,059	7	8,567,619	2,768,983
304	Maitree Seba Sangstha 02279-01355-00618	Address: Meer Dewhata, Mirzapur, Tangail District: Tangail	2	1,229	862	10	7,208,980	4,612,823
305	Malancha Foundation of Bangladesh 00108-02555-00461	Address: Dahakula, Kushtia Sadar, Kushtia District: Kushtia Mobile: 0171-1060553	2	877	642	9	5,426,109	1,665,799
306	Malek Jobeda Foundation 01276-00924-00507	Address: 101, Gulshan Avenue, Holding no.412-414(4th floor), RM Centre, Dhaka-1212 District: Dhaka Telephone: 8822047, 8860284, 7286016, 8399237 Mobile: 01819-415635, 01711-854059, 01713-000250 Fax: 88-02-8824568 Email:hasan@hmr.net	2	1,236	875	9	10,414,476	2,673,232
307	Mamata 00927-01082-00218	Address: House-4, Road-1, Lane-1, Block-L, Halishahar Housing Estate, Chittagong District: Chittagong Telephone: 031-727295 Mobile: 0119-9761915, 0181-9313084Fax: 880-31-727321 Email:mamatahq@yahoo.com	36	54,411	35,774	276	660,630,969	395,182,896
308	Manab Kallayan Sangstha Comilla (MAKS COMILLA) 02169-02573-00716	Address: Nangalkot, Comilla District: Comilla	2	1,040	941	7	5,957,803	2,210,335
309	Manab Sampad Unnayan Kendra (MASUK) 04591-03510-00359	Address: Thana Road, Kaligonj, Satkhira District: Shatkhira Mobile: 0171-18466960, 0171-5350766	1	2,908	2,213	19	19,312,456	4,526,372

SL No.	Name of MFIs and Licence No.	Head Office Address	No. of Branches	Clients Number	Borrowers Number	Employees Number	Loan Outstanding (in Tk.)	Total Net Savings (in Tk.)
310	Manab Seba Ovijan 03352-01574-00339	Address: Mahish bathan (Purbapara), 1No Goli, Rajshahi Court, Rajpara, Rajshahi District: Rajshahi Mobile: 0158-399633, 0171-7374984	4	3,959	2,482	14	36,801,268	21,848,588
311	Manab Unnayan Kendra 04615-00668-00686	Address: MUK Point, Amjhupi Bazar, Meherpur. District: Meherpur Mobile: 01711397142	1	1,244	1,059	7	7,058,096	1,611,554
312	Manabik Shahajya Sangstha 00165-01033-00233	Address: 29, West Panthapath (3rd floor), Dhaka District: Dhaka Telephone: 9125038, 9143100 Mobile: 0171-3009320 Fax: 880-2-9113017 Email:manabik@bangla.net	78	142,380	133,175	741	1,545,677,413	561,308,922
313	Manabsampad Kallan Sangstha (MAKS) 03822-01223-00545	Address: Al-hazz Abdul Hamid Building (4th floor), 3no Muradpur, Hathazari Road, Chalck Bazar, Panchlaish, Chittagong District: Chittagong Telephone: 031-727944 Mobile: 0181-8763837, 01717303013 Email:maks2028@yahoo.com	2	876	732	10	6,134,749	3,429,322
314	Manob Kallyan Sangstha 00712-03137-00430	Address: Delumiah Shopping Center, DT Road, Sitakunda, Chittagong District: Chittagong Telephone: 0443-3306622 Mobile: 0181-9605235	1	1,298	1,035	10	5,341,950	2,369,135
315	Manob Sakti Unnayan Kendro (MSUK) 03457-02024-00067	Address: 77, Mahtabuddin Sarak, Courtpara, Kushtia District: Kushtia Telephone: 61909, 61335 Mobile: 0171-33918003 Email:akmmunir2003@yahoo.com	5	8,967	7,033	58	56,312,184	14,148,518
316	Manob Seba Sangstha 00002-04402-00556	Address: UpaZila Parishad Campus, Keshabpur , Jessore District: Jessore Mobile: 0171-2238617 Fax: 880-4226-56280 Email:mases_bd@yahoo.co.uk	1	1,308	976	7	4,406,653	1,785,668
317	Manob Unnayan Karmosuchi 04676-04458-00654	Address: Tekani Chukainagar, Upazila-Sonatola, Dist-Bogra. District: Bogra Mobile: 01917248408, 01722552197	1	1,244	1,146	8	7,141,719	2,758,881
318	Mine Bohumukhi Samaj Kallan Samity 00404-00084-00472	Address: Daulatpur, Chagalnaya, FeniDistrict: Feni Telephone: 9893761 Mobile: 0172-1696462 Fax: 880-2-8858764 Email:hroshid@dhaka.net.	3	1,644	3,561	15	19,346,701	12,680,839
319	Mirzapur Paribesh Unnayan Foundation 0678-00342-00651	Address: Andhara, Mirzapur, Tangail. District: Tangail Mobile: 01825043626	2	1,114	832	12	10,440,253	5,349,445
320	Modern Development Organization (MDO) 01465-02227-00450	Address: Gonerganty, Sirajgonj District: Sirajganj Mobile: 0171-6378789	2	2,307	1,832	14	19,904,917	6,178,065

SL No.	Name of MFIs and Licence No.	Head Office Address	No. of Branches	Clients Number	Borrowers Number	Employees Number	Loan Outstanding (in Tk.)	Total Net Savings (in Tk.)
321	Mofossal Unnayan Sangstha 00172-02020-00315	Address: South Tarpurchandi, Baburhat, Chandpur District: Chandpur Mobile: 0181-9693242	1	1,445	946	9	9,128,577	3332123
322	Mohila Bohumukhi Shikkha Kendra (MBSK) 03703-01005-00363	Address: Balubari, Dinajpur District: Dinajpur Telephone: 0531-64433 Mobile: 0171-2639259 Email:mbskcom@btb.net.bd	17	27,837	21,264	122	169,910,360	61,548,687
323	Mother Advancement Assistance (MAA) 00785-00079-00223	Address: Barakamta, Chandina, Debidwar, Comilla District: Comilla Telephone: 0443-4460932 Mobile: 0171-2270954 Email:maa_comilla@yahoo.com	5	4,950	3,392	44	27,258,947	18,780,694
324	Moulik Babosthapon Sangstha (B,M,S) 00295-00985-00586	Address: Amritkunda, Railbazar, Chatmohar, Pabna District: Pabna Mobile: 0171-5845097	2	1,234	1,027	11	8,722,138	2,131,977
325	Mousumi 00563-00229-00240	Address: Ukilpara, Naogaon District: Naogaon Telephone: 0741-53531, 61800 Mobile: 0171-1043670	14	16,543	12,468	102	126,177,076	39,520,268
326	Mukti Cox'sbazar 00908-00278-00272	Address: Eden Garden City Ltd. 3rd floor, Main Road, Laldighir par, Cox'sbazar District: Cox's Bazar Telephone: 0341-62558, 64387 Mobile: 016-72752017, 0171-3196802 Email:mukticox@btb.net.bd"	10	11,350	9,143	53	74,526,367	30,668,780
327	Mukti Nari-O-Shishu Unnayan Sangstha 01028-00279-00362	Address: 53/18 RA Khan Chowdhury Road, Thanapara, Kushtia District: Kushtia Telephone: 071-62153 Mobile: 0171-6406976 Fax: 880-71-73356 Email:mukti@kushtia.com	3	2,930	2,019	21	14,819,902	7,860,744
328	Muktipath Unnayan Kendra 01119-00936-00306	Address: Mutipath Bhabon, 343 Jalil Nagar, Poursadar, Rawjan, Chittagong District: Chittagong Telephone: 03026-56031 Mobile: 0181-9325908	12	22,189	14,592	93	124,686,224	108,769,736
329	Muslim Aid Bangladesh 02764-00738-00368	Address: House-13(4th & 5th floor), Road : 27, Block-J, Banani, Dhaka-1213. District: Dhaka Telephone: 02-8933120 Mobile: 0171-1197115 Email:bangladesh@muslimaid.org	55	58,810	50,520	276	565,903,300	287,255,153
330	NABARUPA POLLY 00368-01984-00742	Address: Vill- Saya, P.O: Musuddi Bazar, P.S.: Dhanbari, Tangail District: Tangail	1	2,328	1,798	7	9,118,949	3,187,030
331	Nabila Development Foundation of Bangladesh 00392-01066-00482	Address: Mreedha Cottage, 506 Chalabon (Hazi Para), Azompur, Uttora, Dhaka-1230 District: Dhaka Mobile: 0171-0537495, 0171-1974103	15	5,372	4,351	46	34,222,896	25177346

SL No.	Name of MFIs and Licence No.	Head Office Address	No. of Branches	Clients Number	Borrowers Number	Employees Number	Loan Outstanding (in Tk.)	Total Net Savings (in Tk.)
332	Nabolok Parishad 01045-00591-00158	Address: 73, South Central Road, Khulna District: Khulna Telephone: 041-720155, 810855 Mobile: 0171-422678 Fax: 880-41-721882 Email:nabolok@Khulnaonlin.net	15	18,476	13,343	114	219,546,179	53,169,494
333	Namuja Orthonoitic Unnayan Sangstha (NEDO) 00697-02433-00514	Address: Namuja Bazar, Burigonj, Bogra Sadar, Bogra District: Bogra Telephone: 03851151028 Mobile: 0171-2233510 Email:nedo.bogra@yahoo.com	1	2,271	1,913	11	23,469,768	5,488,836
334	Nari Maitree 00976-03082-00575	Address: 77/B, Malibag, Chowdhury Para, Dhaka-1219 District: Dhaka Telephone: 02-7213408, 8251746 Mobile: 0171-1541453 Fax: 880-2-7217486 Email:nm@bdonline.com	5	4,779	3,793	38	32,279,713	13,348,285
335	Nari Uddog Kendra (NUK) 00206-00025-00149	Address: 2/21, Babur Road, Block-B, Mohammadpur, Dhaka-1207 District: Dhaka Telephone: 02-9115696, 8125804 Mobile: 0171-1522843 Fax: 880-2-9110088 Email:nari@bangla.net	6	1,851	711	15	5,821,212	5,015,818
336	Nari-O-Shishu Kallyan Sangstha (NSKS) 00102-01763-00137	Address: New Bogra Road (In front of Circuit House), Sirajgonj-6700 District: Sirajganj Mobile: 0171-1147494 Email:lovelynsks@yahoo.com	21	14,929	12,460	111	119,979,787	37,118,747
337	Naria Unnayan Samity (NUSA) 00064-00327-00422	Address: Naria, Shariatpur District: Shariatpur Telephone: 0601-59154 Mobile: 0171-8239744 Email:nusa_bd@yahoo.com	21	24,820	18,892	182	283,661,336	84,783,970
338	Narail Ashar Alo Foundation 05668-04317-00606	Address: Bhawakhali, Ratangonj, Narail Sadar District: Narail Telephone: 0481-62005 Mobile: 0171-1486195	1	1,045	912	7	3,087,465	569,716
339	National Development Council (NDC) 00260-01715-00123	Address: Khajanpur, Paharpur Road, Joypurhat District: Joypurhat Telephone: 057162545 Mobile: 0171-2027485, 0171-5139950 Email:kamruzzamn@bttb.net.bd	1	786	740	5	5,976,245	1,928,093
340	National Development Programme (NDP) 01229-00332-00222	Address: NDP Bhaban, Bagbori, Shahid Nagar, Kamarkhanda, Sirajgonj District: Sirajganj Telephone: 0751-89111 Mobile: 0171-5062269 Fax: 880-751-89112 Email:ndpsiraj@bttb.net.bd	35	67,127	55,699	303	708,268,523	175,764,070
341	Nawbagonj Integreted Poverty Aleavation Foundation 05827-02134-00646	Address: Kandabarilla, Daudpur, Nobabgonj, Dhaka. District: Dhaka Mobile: 01914619055, 01819985531, 0181-8153787	1	674	501	4	4,486,216	2,018,721

SL No.	Name of MFIs and Licence No.	Head Office Address	No. of Branches	Clients Number	Borrowers Number	Employees Number	Loan Outstanding (in Tk.)	Total Net Savings (in Tk.)
342	Nazir (Natun Zibon Rochi) 02489-00089-00139	Address: Airport Road, Haribangha, Lalmonirhat-5500 District: Lalmonirhat Telephone: 0591-61252 Mobile: 0171-5572371 Email:nurul_nazir@hotmail.com	1	2,043	1,644	11	12,477,329	4,983,579
343	Nazrul Smriti Sangsad (N.S.S) 02786-01857-00711	Address: Sweden Palace, Pallabi R/A, Amtali, Barguna. District: Barguna	1	1,160	810	8	7,517,225	3,946,966
344	NEDA Society 01666-00838-00508	Address: Digha Potia, NatoreDistrict: Natore Telephone: 0771-66568 Mobile: 0171-446866	1	1,153	784	7	9,708,527	3,273,001
345	NEED 02320-03605-00420	Address: Kamalpur, Bhairab, Kishoregonj District: Kishoreganj Telephone: 0942471811 Mobile: 0171-1680480	1	2,363	1,718	14	12,638,834	7,134,498
346	Need Foundation 02891-00626-00581	Address: Vill-Sawdagar Para, P.O-Tista, Dist-Lalmonirhat District: Lalmonirhat Mobile: 0171-5385212, 01722-208956	1	2,420	2,258	22	7,391,188	4,246,937
347	NEED Manabik Unnayan Kendra 01048-02421-00604	Address: Vill: South Chandibardi (College Road), Muksedpur, Gopalgonj District: Gopalganj Mobile: 0171-2557017, 0171-2539678	3	1,645	1,319	10	9,821,084	5,408,994
348	Network for Universal Services and Rural Advancement 01799-03314-00059	Address: 28, Metropolitan Housing Society, Block-F, Babar Road, Mohammadpur, Dhaka-1207 District: Dhaka Telephone: 02-9124264, 9142457, 9136990 Mobile: 0171-1129736 Email:nusrabd@yahoo.com	5	3,285	2,302	29	14,411,260	9,328,332
349	New Era Foundation 02408-01107-00061	Address: 70/A, Purana Paltan Lain, Mamtaj Villa, 2nd floor, Dhaka-1000 District: Dhaka Mobile: 0171-4029549 Email:shafiq73@gmail.com	6	13,049	10,708	68	211,612,284	46,142,648
350	New Initiative for Empowerment of the Poor 01053-01207-00566	Address: Krisnapur, Hatkrisnapur, Faridpur District: Faridpur Mobile: 0171-6787450, 01199810835	2	1,291	1,057	10	9,702,184	3,898,827
351	Nijera Shikhi 01415-01575-00347	Address: House-9/D, Road-1, Block-B, PC Culture Housing Society, Shekertake, Adabor, Dhaka-1207. District: Dhaka Telephone: 02-9122010 Mobile: 0171-1445540 Fax: 880-2-8117804 Email:nishi@citicoco.net	3	682	520	14	4,160,288	1259758
352	Nirapad Islami Gram Unnayan Sangstha 02837-01724-00602	Address: Shahjadpur, Sarail, Brahmanbaria. District: Brahmanbaria Mobile: 0171-2248957	1	2,386	2,257	7	22,200,137	10,746,501
353	Nirapod Samaj 02611-01592-00675	Address: Pathrail, Delduar, Tangail.District: Tangail Mobile: 01712751193, 01720563781	1	1,227	859	11	14,544,836	4,457,612

SL No.	Name of MFIs and Licence No.	Head Office Address	No. of Branches	Clients Number	Borrowers Number	Employees Number	Loan Outstanding (in Tk.)	Total Net Savings (in Tk.)
354	Nirman Sangathan 1489-03241-00535	Address: Bus Stand (2nd floor), Ghatail, Tangail District: Tangail	1	1,332	1,240	7	5,295,678	3,784,650
355	Nirmol Foundation 01021-00508-00580	Address: 33, Shadarghat Road, Doublemuring, Chittagong-4000 District: Chittagong Telephone: 031-2852101	2	987	780	10	6,470,566	3,627,339
356	Nirmola Dustha Kallyan Sangstha 04817-01301-00609	Address: Badartola, Narikalbari, Kotalipara, Gopalganj District: Gopalganj Mobile: 0171-8412020	1	1,013	740	6	3,829,361	2,431,273
357	Nishkriti 02867-00786-00378	Address: 129, Jamalkhan by lane, Chittagong District: Chittagong Telephone: 031-636118 Mobile: 0171-3100942 Email:niskriti@spnetetg.com	9	10,519	6,707	39	68,023,663	38,939,076
358	Niskrity Foundation 02640-01133-00352	Address: Padma R/A, Road-01, House-569, Bhadra, Rajshahi-6207 District: Rajshahi Telephone: 0721-861327 Mobile: 0171-1302286, 0171-1302287 Email:risrajbd@bttb.net.bd	3	3,669	2,507	16	18,229,449	7,755,158
359	Noakhali Rural Action Society (N-RAS) 02475-01522-00392	Address: House-10, Road-05, Maijdi Housing Estate, Maijdi Court, Sadar, Noakhali District: Noakhali Telephone: 0321-61387 Mobile: 0171-1573009	1	551	408	7	4,046,871	2,237,583
360	Noakhali Rural Development Society 01514-02005-00116	Address: House-09, Road-34, Maijdee Housing Estate, Noakhali. District: Noakhali Telephone: 0321-61829, 61016Mobile: 0171-1722650 Fax: 880-321-61026 Email:nrds@bttb.net.bd	20	44,713	25,516	173	262,674,189	167,055,602
361	Noble Education & Literary Society 01361-00347-00418	Address: Sherpur Road, Banani, Bogra.District: Bogra Mobile: 0171-6008042	3	2,758	2,490	20	17,531,480	5,707,314
362	Nobo Jibon 01510-00598-00166	Address: Palashpol, Satkhira District: Shatkhira Telephone: 0471-65065 Mobile: 0171-6277853 Fax: 880-471-65065 Email:novjibon@bttb.net.bd	2	3,569	2,368	13	19,301,996	7,763,090
363	North Bengal Rural Development Society 02678-04178-00660	Address: Masterpara, Suger mill Road (Near Najma Cenama), Joypurhat-5900 District: Joypurhat Telephone: 057162695 Mobile: 01712569462	1	2,297	1,527	12	10,744,974	5,433,041
364	North Glint Education Development Foundation 00421-01350-00513	Address: Cachdaho Road, Nababgonj, Dinajpur District: Dinajpur Mobile: 01712-911999, 01716-981558, 01717-225776 Email:Shapon@nedfoundation.org	2	1,275	1,206	10	5,598,400	1,909,542
365	Notun Shathi 04791-03146-00284	Address: Nallaparabazar, Delduar, TangailDistrict: Tangail Mobile: 0171-8772572, 0171-8796073	3	3,200	2,220	18	24,832,692	9,887,198
366	Nowabenki Gonomukhi Foundation 01519-00587-00345	Address: Nowabenki, Shymnagor, Satkhira, District: Shatkhira Mobile: 0171-1218197 Email:ngfbd@yahoo.com	31	61,182	44,202	312	555,312,875	134,033,394

SL No.	Name of MFIs and Licence No.	Head Office Address	No. of Branches	Clients Number	Borrowers Number	Employees Number	Loan Outstanding (in Tk.)	Total Net Savings (in Tk.)
367	Nowjuwan 01022-00629-00168	Address: House- 62, Road- 03, Block- B, Chandgaon R/A, Chittagong-4212 District: Chittagong Telephone: 031-671360 Mobile: 01713-194350, 01713-194352, 01711-329805, 01713-194351, 01713194361 Email:nowzuwan@nowzuwan.org	6	4,968	2,405	30	27,878,468	13,545,050
368	OCAB Society 01169-04138-00156	Address: Rokey Mansion (8th Floor), 36, Purana Paltan Lane, Dhaka-1000 District: Dhaka Telephone: 8363076 Mobile: 0171-1055755, 0191-1147382	4	2,082	1,497	10	11,029,898	7,164,939
369	OPCA (Organization for the Poor Community Advancement) 01620-02596-00314	Address: Sonapahar, Joragonj (Chainannar hat), Mirsarai, Chittagong District: Chittagong Mobile: 0181-9617560 Email:opca92@yahoo.com	5	5,813	3,783	33	39,993,420	19,870,724
370	Organization for Rural Advancement (ORA) 04121-01370-00187	Address: Gaminee Textile Road, Gaital, Kishoreganj District: Kishoreganj Telephone: 02-9129410 Mobile: 0171-162609, 0171-2153057 Email:ora@bdonline.com	2	1,978	1,967	5	6,189,949	769,048
371	Organization for Social Advancement & Cultural Activities (OSAKA) 02428-03744-00186	Address: Chargargari, Bansherbada, Ishwardi, Pabna District: Pabna Mobile: 0171-2651636, 0152-389247 Email:osaca_pabna@yahoo.com	13	29,831	24,272	135	361,021,691	88,680,881
372	Organization for Social and Economical Development (OSD)00670-00643-00039	Address: Sreepur, Bagmara, Rajshahi District: Rajshahi Mobile: 0171-2205383	1	856	642	10	4,697,901	1,711,225
373	Organization for Social Peace 00888-01856-00712	Address: Vill + P.O.-Diabari, Upazila-Harirampur, Dist-Manikgonj District: Manikganj	2	1,055	751	9	5,551,059	2,299,970
374	Organization for The Poor Advancement Committee (OPAC)06035-01175-00642	Address: Kolapara, Parshuram, Feni District: Feni	4	1,755	1,108	20	11,452,124	5,112,763
375	Oriental Foundation (ORIENTAL FOUNDATION) 05581-00961-00595	Address: Nayabati, Khalishpur, Khulna District: Khulna Mobile: 01711030955	3	1,054	750	8	7,280,631	3,795,241
376	Pabna Protishsruti 01648-01342-00101	Address: House-A/5, Block-J, Radhanagar (West side of Pabna Alia Madrasha), Pabna District: Pabna Telephone: 66199 Mobile: 0171-5104380, 0171-1123709	6	9,707	7,609	61	105,062,093	24,562,106
377	Padakkhep Manabik Unnayan Kendra 00181-00468-00095	Address: House-548, Road-10, Baitul Aman Housing Society, Adabar, Dhaka District: Dhaka Telephone: 02-8151123-6, 9128824 Mobile: 0171-3003166 Fax: 880-2-9137361, 9112325 Email:info@padakhep.org	234	238,477	195,687	1,611	2,704,769,263	1,124,100,659

SL No.	Name of MFIs and Licence No.	Head Office Address	No. of Branches	Clients Number	Borrowers Number	Employees Number	Loan Outstanding (in Tk.)	Total Net Savings (in Tk.)
378	Padma-Gorai Manobik Unnayan Sangstha 03783-02842-00658	Address: 10 Samsul Obayed Road, Thanapara, Kushtia-7000 District: Kushtia Telephone: 07161919 Mobile: 01716068085	1	850	589	6	6,204,573	3,045,947
379	Palashipara Samaj Kallyan Samity 03164-00606-00069	Address: Bhashbaria, P.O-Gangni, P.O Code-7110, Upzila-Gangni, Dist-Meherpur District: Meherpur Telephone: 07922-75046 Mobile: 0171-1218819, 0152116790 Email:psks_gm@bttb.net.bd	12	17,857	16,599	96	136,995,333	33,887,093
380	Palli Agragami Sangstha (RAK) 02165-00676-00175	Address: Majkuni (Taltola Bazar), Bahadurpur, Nalchity, Jholakathi District: Jhalokati Mobile: 0171-0022542, 01718-693569	1	1,459	1,129	9	16,303,323	13,236,129
381	Palli Bandhan Kendra 00313-00543-00090	Address: Chardurlab Khan, Barisar, Kapasia, Gazipur District: Gazipur Mobile: 0171-2606925, 0171-8566950	4	3,346	2,348	18	13,739,647	7,085,938
382	Palli Bhandhu Unnayan Sangstha 00277-04240-00383	Address: Baliarpur, Nagarkunda, Savar, Dhaka District: Dhaka Mobile: 0173-147379, 0171-8144247	9	5,728	4,627	42	39,165,090	11,937,315
383	Palli Bikash Foundation (PBF) 02170-00679-00645	Address: 89, SBRoad, Aruapara, Kushtia-7000 District: Kushtia Telephone: 071-53976 Mobile: 0171-6852758, 0194-2273542, 0152-359429	2	1,681	1,142	17	10,828,169	4,102,692
384	Palli Kallyan Sangstha 0286-00942-00614	Address: Junipasha, Phultala, Khulna District: Khulna	1	1,274	960	6	5,182,734	2,282,034
385	Palli Kallyan Shikkha Society 02920-03073-00657	Address: Singra Bazar, Natore-6450 District: Natore	1	781	570	6	8,015,506	1,601,816
386	Palli Mongal Karmosuchi 00862-00387-00312	Address: Zirabo, Ashulia, Dhaka I/W-868, 20/04/2008 District: Dhaka Telephone: 02-7791448 Mobile: 0171-1527034 Fax: +88-02-7791448 Email:pmkfinance@yahoo.com, pmkfinance@hotmail.com	84	140,878	114,476	812	1,983,042,399	827,980,296
387	Palli Pragati Samity 02223-01083-00197	Address: Joinkathi, Patuakhali District: Patuakhali Mobile: 0171-2184021	3	3,326	2,959	21	26,282,657	8,357,968
388	Palli Progoti Shahayak Samity 02178-00214-00280	Address: Komarpur, Faridpur District: Faridpur Telephone: 0631-64304 Mobile: 0171-1352686 Fax: 880-631-64304 Email:ppssfrd@bttb.net.bd	43	66,367	50,210	396	521,282,386	169,616,497
389	Palli Rakkha Sangstha (PARAS) 01619-04118-00282	Address: Adachaki, Belkuchi, Sirajgonj District: Sirajganj Telephone: 06447500148 Mobile: 0171-1887678 Email:paras_bd@yahoo.com.	5	1,080	937	11	4,708,732	3,162,641

SL No.	Name of MFIs and Licence No.	Head Office Address	No. of Branches	Clients Number	Borrowers Number	Employees Number	Loan Outstanding (in Tk.)	Total Net Savings (in Tk.)
390	Palli Samonnaya O Shikkha Kallyan Parishad (Pasashik Parsad) 01235-00619-00037	Address: Boali Madrasha Road, Tangail-1900 District: Tangail Telephone: 0921-61782 Mobile: 0171-4005378 Fax: 880-921-62234 Email: pptang@bttb.net.bd, alam@metrobangla.com	5	2,594	1,208	21	11,981,320	7,321,268
391	Palli Shishu Foundation of Bangladesh 00208-05115-00331	Address: House-6A, Bararbag, Section-2, Mirpur, Dhaka-1216 District: Dhaka Telephone: 02-8013628, 9004075 Mobile: 0181-9273429 Fax: 880-2-9004075 Email: psf@bangla.net	10	9,046	6373	50	87,701,621	33,221,266
392	Palli Sohojogi Bishoyak Sangstha (ARCO) 00984-01198-00193	Address: Boalia, Naogaon District: Naogaon Telephone: 0741-61318 Mobile: 01556-335381 Email: arco.bangladesh@gmail.com	1	1,452	1,014	10	8,813,898	3,664,331
393	Palli Sree 01572-00660-00313	Address: Balubari, Dinajpur District: Dinajpur Telephone: 0531-65917 Mobile: 0171-8617577 Email: pollisree@bttb.net.bd	11	15,145	12,335	85	99,005,362	35,778,925
394	Palli Unnayan Foundation (R.D.F) 02909-04702-00705	Address: Hamchayapur, Sherpur, Bogra-5840 District: Bogra Telephone: 05029-77223 Mobile: 0171-2541905, 01712-581131, 01670-644053	1	1,564	1,006	8	5,389,260	2,693,191
395	Palli Unnayan Parishad 01667-00832-00440	Address: Alishmar, Laksham, Comilla District: Comilla Mobile: 0171-1867872	2	2,154	1,513	14	14,499,300	7,412,722
396	Palli Unnayan Sangstha 00095-01095-00554	Address: Katakhal, Nalchity, Jhalokathi District: Jhalokati	2	1,337	867	11	9,132,189	5,780,053
397	Pally Bikash Kendra (PBK) 00529-03996-00190	Address: 27/C, Asad Avenue, Block-E, Mohammadpur, Dhaka-1207 District: Dhaka Telephone: 02-9132389 Mobile: 0171-1523265 Fax: 880-2-9112336 Email: info@pbk_bd.org	26	42,260	30,703	240	380,136,230	146,729,948
398	Pally Unnayan Foundation 00388-01396-00689	Address: Public Library Building, Bat Tola, Shariatpur Sadar, Shariatpur-8000. District: Shariatpur Mobile: 01819063794	3	1,365	1,274	13	12,165,530	4,562,390
399	Pally Unnayan Samaj Kallyan Sangstha 00140-01701-00254	Address: 15/15, South Dariapur, Savar, Dhaka District: Dhaka Mobile: 0171-6868873	1	1,415	1,375	6	5,224,573	2,448,694
400	Panchbibi Upazila Adibashi Multipurpose Development Organization (PUAMDO) 03517-03233-00553	Address: Uchai, Atapur, Panchbibi, Joypurhat District: Joypurhat	1	1,546	756	6	7,584,738	2,459,011
401	PANJERI SAMAJ UNNAYAN SANGSTHA (PSUS) 02066-00241-00737	Address: P.D.B. Road, Kalabagan, Ashuganj, B-Baria District: Brahmanbaria	1	542	412	6	6,820,732	3,650,448

SL No.	Name of MFIs and Licence No.	Head Office Address	No. of Branches	Clients Number	Borrowers Number	Employees Number	Loan Outstanding (in Tk.)	Total Net Savings (in Tk.)
402	Parash Moni Samajik Unnayan Sangstha 01849-01564-00473	Address: Bagar Bazar, Gusium, Treeshal, Mymensingh District: Mymensingh Mobile: 0171-6081274, 01739653140	2	1,346	1,035	10	9,835,822	4,121,461
403	Paribar Unnayan Sangstha (FDA) 00474-00243-00178	Address: Adarsha para, 6 no. ward, Charfasion Pouroshova, PO + Upazila- Charfasion, Dist- Bhola. District: Bhola Telephone: 0492374102 Mobile: 0171-6185389	11	20,864	16,033	101	193,517,077	58,001,998
404	Pariber O Shishu Kallyan Kendra 02819-01137-00126	Address: Momenshahi Road, Natun Bazar, Modhupur, Tangail District: Tangail Telephone: 09228-88043, 56343 Mobile: 0171-2107007, 0171-3560583, 0171-2246127 Email:poskk@mymensingh.net	3	4,728	3,376	24	20,882,935	8,338,520
405	Participatory Development Organization (PDO) 00810-00012-00453	Address: Naohata, Poba, Rajshahi-6213 District: Rajshahi Telephone: 0721-800190 Mobile: 0171-1318662, 0171-4474888	2	1,550	1,040	10	10,324,068	2,901,622
406	Partner 03801-01542-00353	Address: Baya, Poba, Rajshahi-6210 District: Rajshahi Telephone: 0721-800010 Mobile: 0171-1811188 Email:partnerraj@gmail.com	4	1,250	1,110	3	4,326,519	1,692,980
407	Patakuri Society 00649-00380-00261	Address: Dakbanglo Pukur More, Sreemangal, Moulvibazar District: Maulvibazar Telephone: 08626-71087 Mobile: 0171-1189568	3	5,372	4,646	18	30,250,805	18,067,055
408	Pathokoli Sangstha 01882-01666-00520	Address: Kamlapur (Behind of Hamid Medical), Gopalpur Short Road, Faridpur-7800 District: Faridpur Telephone: 0631-61708 Mobile: 0171-2584460 Email:pathokolisangstha@yahoo.com	2	2,527	1,622	16	12,433,950	8,274,393
409	People's Welfare Foundation 00257-00066-00627	Address: Kaitra, East Gazipur, Laksham, Comilla District: Comilla Mobile: 01977-293177, 01732-645918, 01716-019327 Email:hoque.emdad@gmail.com	3	1,567	1,055	12	11,399,476	4,088,218
410	Peoples Development Society 02288-00609-00505	Address: Baimhati, Mirzapur, Tangail District: Tangail Mobile: 0181-9768379, 0171-3090621, 0171-1249717	4	2,520	1,709	22	19,910,051	11,043,264
411	Peoples Oriented Program Implementation (POPI) 02150-01563-00159	Address: 5/11, Block-E, Lalmatia, Dhaka-1207 District: Dhaka Telephone: 02-9121049, 9137769, 9122119 Mobile: 01714-091919 Fax: 02-8113657 Email:popi@bdmail.net	152	213,207	164,869	1,063	1,454,629,618	640,531,200
412	Perfect Trust 0090-01828-00416	Address: Shah Wali Ullah R/A, 1km Bohaddarhat, Chandgaon, Chittagong District: Chittagong Telephone: 031-2551797, 3099293 Mobile: 0171-2145513	5	4,483	3,138	27	27,736,374	17,470,048

SL No.	Name of MFIs and Licence No.	Head Office Address	No. of Branches	Clients Number	Borrowers Number	Employees Number	Loan Outstanding (in Tk.)	Total Net Savings (in Tk.)
413	PIDIM Foundation 00935-00094-00162	Address: 29/1 (New) Senpara Parbota, Mirpur-10, Dhaka-1216 District: Dhaka Telephone: 02-8018144 Mobile: 0171-5228637 Fax: 880-2-8018144 Email:pdim@bangla	29	36,090	26,982	230	452,806,332	214,748,689
414	Polli Unnayan Kormosuchi 00202-01963-00719	Address: Vill-Dapashai, P.O-Kalampur, Upazila-Dhamrai, Dist-Dhaka District: Dhaka Mobile: 01714238574	1	1,050	766	6	5,525,200	1,816,184
415	Polly Arthik Unnayan Karzocrom 00861-02582-00735	Address: Rhoghunathpur, Post+Upazilla- Pirgonj, Dist- Thakurgaon. District: Thakurgaon	1	1,283	1,120	7	7,865,675	5,481,596
416	Polly Sheba Shangstha 00021-00760-00210	Address: Shamvupur, Kasher Hat, Tazumuddin, Bhola District: Bhola Mobile: 0171-5030366	1	1,359	957	13	13,145,368	1,937,149
417	Poor Human Integrated Social Welfare Organization 01308-01875-00717	Address: Tuli Para (North rasul pur), Rajpara, Sadar Dkkhin, Comilla District: Comilla Mobile: 01716397004, 01817594300	1	1,132	904	6	6,385,760	338,331
418	Poor Relief Services & Health Assistance Society 01398-01622-00623	Address: Kaziatal, Muradnagar, Comilla District: Comilla Mobile: 01812-637796, 0181-9209768, 0181-7681130	1	1,287	1,200	8	8,790,088	2,597,506
419	Poor Welfare Organization (PWO) 01616-01384-00204	Address: Khalil Mondol Hat, Bakigonj, Faridpur District: Faridpur	1	3,220	2,093	15	20,163,100	13,906,087
420	Poribar Kallyan Sahayak Samittee (PKSS) 01770-01587-00578	Address: Vill+P.O-Comarpur, Upazila-Faridpur Sadar, Faridpur District: Faridpur Mobile: 0171-2703495	1	894	762	7	5,159,784	1,674,023
421	Poribar Unnayan Foundation (F,D,F) 00566-00036-00622	Address: Khajura Bazar, Bridge Road (Dharmagati), Gouranagar, Bagharpara, Jessore District: Jessore Mobile: 0171-2-091597 Email:fdjessore@yahoo.com	1	1,136	975	7	5,055,659	2,543,259
422	Posobid Unnoyon Sangstha 00805-00006-00002	Address: Ahmad Vila, Uttara R/A, Sreemangal, Moulvibazar District: Maulvibazar Telephone: 08626-611 Mobile: 0171-1899641	2	2,690	2,356	9	13,704,509	3,507,895
423	Poverty Alleviation and Social Advancement Association 03434-00816-00471	Address: Khaled Villa, Shahid Barkat Sharni, Chandana, Gazipur Sadar, Gazipur-1702 District: Gazipur Telephone: 02-9261054 Mobile: 01715580391, 01713365438 Email:rafique123pasaa@yahoo.com	2	1,206	834	14	15,264,425	6,869,197
424	Poverty Alleviation Drive, PAD-TANGAIL 00751-00623-00255	Address: Pirbari Link Road, Paradise Para, Tangail District: Tangail Telephone: 0921-53048, Mobile: 0171-1469000, 0171-1669600 Fax: 880-921-55555 Email:pad@bol-online.com	1	1,557	807	16	14,363,519	4,475,179

SL No.	Name of MFIs and Licence No.	Head Office Address	No. of Branches	Clients Number	Borrowers Number	Employees Number	Loan Outstanding (in Tk.)	Total Net Savings (in Tk.)
425	Poverty Alleviation Through Participatory Rural Initiatives(Papri) 00571-00090-00107	Address: Narayanpur, Belabo, Narshingdi District: Narsingdi Mobile: 0171-1533610 Email:paprinar@bttb.net.bd	10	15,173	10,733	88	97,036,061	40,612,028
426	Prantic Unnayan Society 01852-00758-00613	Address: House-228 (Ground floor), Fakirapul, Dhaka-1000 District: Dhaka	4	1,102	1,054	11	10,541,937	4,104,169
427	Pratibandhi Kallyan Kendra 05094-02747-00625	Address: Saghardighi Road, Chandshi, Ghatail, Tangail District: Tangail Mobile: 0171-8194875, 0171-5126018	2	2,016	1,362	8	4,061,226	2,827,749
428	Prattasha Samaj Kallyan Sangstha 00535-02541-00397	Address: A/312, New Town, Jessore District: Jessore Telephone: 0421-64294 Mobile: 0171-2122709	3	1,761	1,469	13	11,346,412	2,738,138
429	PRISM Bangladesh 00521-00022-00307	Address: House-49, Road-4/A, Dhanmondi R/A, Dhaka-1205 District: Dhaka Telephone: 02-9663533, 9663544, 8631153 Mobile: 0191-1359376 Fax: 880-2-8611170	22	37,236	29,320	180	319,355,638	111,998,570
430	Prodipan 00987-00690-00194	Address: Shaheb Bari Road, Maheshwarpasha, Daulatpur, Khulna-9203 District: Khulna Telephone: 041-774777, 02-870008, 8114438 Mobile: 0171-1548807 Email:ppnh@kulna.bangla.net	16	16,600	13,085	54	59,239,396	23,483,501
431	Progoti Samaj Kallyan Sangstha (PSS) 01987-01454-00048	Address: Baruna, Baruna Bazar, Dumuria, Khulna District: Khulna Mobile: 0171-4662835, 0171-8749555	3	5,118	3,640	31	50,743,802	11,068,311
432	Progoti Kendro 00474-01835-00437	Address: Dhamrai, Dhaka District: Dhaka Mobile: 0171-5258089, 0171-3067587, 0171-6110016 Fax: jashimpk@gmail.com, mdhasanpk@yahoo.com	3	1,336	988	15	11,628,368	4,063,729
433	Program for Community Development (PCD) 01508-00703-00135	Address: Infront of Janata Bank, Radhanagar, Maktab More, Pabna District: Pabna Mobile: 0171-3717274	15	18,267	15,129	112	224,103,648	53,924,577
434	Progress (Akti Samaj Unnayanmulak Sangstha) 01973-02543-00169	Address: Dewanpara, Jamalpur-2000 District: Jamalpur Telephone: 0981-63116 Mobile: 0171-1346835, 01711346834 Email:progressmf@yahoo.com	22	29,296	24,223	196	197,726,560	73,137,168
435	Projukti Peeth 03109-01999-00547	Address: Falkamuri, Amratoli, Barura, Comilla District: Comilla	2	1,714	993	11	11,482,166	3,761,433
436	PROKAS (Proshikkan Karmasangsthan O Artha-Samajic Unnayan Sangstha 03647-01306-00370	Address: Barat, Madhaia Bazar, Dabidwar, Comilla District: Comilla Mobile: 0171-5117906	4	4,269	3,276	27	48,157,839	13,719,538

SL No.	Name of MFIs and Licence No.	Head Office Address	No. of Branches	Clients Number	Borrowers Number	Employees Number	Loan Outstanding (in Tk.)	Total Net Savings (in Tk.)
437	Proshika Manabik Unnayan Kendro 00152-03135-00600	Address: I/1-GA, Section-2, Mirpur, Dhaka District: Dhaka Telephone: 02-9004006, 8013398, 8015946 Mobile: 0171-1595944 Fax: 880-2-8015811 Email:proshika@bd.online.com.	185	1,223,991	739,152	2,990	1,967,649,791	1,722,166,577
438	Protiddhani Samaj Unnaya Sangstha 01925-03159-00616	Address: Block-Kha, Road No. 4, Mansurabad R/A, Pabna District: Pabna	1	1,207	901	6	4,917,568	2,016,779
439	Protiggya Parishad 01405-00926-00421	Address: Elahipur, Beltala Bazar, Comilla District: Comilla Telephone: 081-64037 Mobile: 0181-9248504 Email:pp_sfl@btb.net.bd	1	1,661	949	25	20,308,576	7,120,251
440	Protisruti Manobik Bikash Sangstha 04558-01053-00568	Address: Shovarampur, Sriangon, Kotowali, Faridpur District: Faridpur	1	934	668	7	6,032,171	2,348,288
441	Prottoty Unnayan Sangstha 02234-00389-00020	Address: Puraton Chowdhurypara, Delony Road-1, Comilla District: Comilla Telephone: 081-64123 Mobile: 0171-1379056	1	1,451	1,228	8	18,228,926	9,746,037
442	Protyyashi 00284-00304-00145	Address: Syedbari:903/A, Omar Ali Matabbar Road, Chandgaon, Chittagong District: Chittagong Telephone: 031-658222, 2550506 Mobile: 0181-9326206 Fax: 880-31-2550506 Email:info@protyyashi	51	82,063	68,287	374	931,328,821	300,534,590
443	Proyas Manobik Unnayan Society 00978-00986-00248	Address: Belpukur, Chapainawabganj District: Chapai Nawabganj Telephone: 0781-55075 Mobile: 0171-4029484 Email:proyas@btb.net.bd	16	25,095	18,803	124	215,360,200	55,625,185
444	Proyash Unnayan Sangstha 03596-01741-00439	Address: Uarshi Bazar, Uarshi, Uarshi Paikpara, Mirzapur, Tangail District: Tangail Mobile: 0171-1594220, 0171-5769989 Email:trade@yahoo.com	5	3,702	2,034	24	15,735,296	10,390,911
445	Rajshahi Social Development Program (RSDP) 02107-00182-00074	Address: Bidirpur, Basantapur, Mohanpur, Rajshahi District: Rajshahi Telephone: 0721-800119 Mobile: 0156-324480	4	3,314	2,965	26	18,754,124	7,546,484
446	Rangpur Health & Education Improvement Society 00933-00078-00457	Address: House-27, 29, Road-13, Nikunja-2, Zoarshara, Khilkhet, Dhaka District: Dhaka Telephone: 0521-613364 Mobile: 0171-3229656, 0152-374237 Email:info@shireal.com	8	10,281	7,412	46	23,436,487	11,098,899
447	Rangpur Unnayan Samajik Sangstha (RDSS) 02547-00551-00076	Address: GL Roy Road, Dahigonj, Mahigonj, Rangpur District: Rangpur Mobile: 0171-5507375 Email:rdss@mayaoonline.net.bd	5	4,135	4,038	20	21,700,057	7,895,502

SL No.	Name of MFIs and Licence No.	Head Office Address	No. of Branches	Clients Number	Borrowers Number	Employees Number	Loan Outstanding (in Tk.)	Total Net Savings (in Tk.)
448	RDRS Bangladesh 00143-00175-00192	Address: House-43, Road-10, Sector-6, Uttara, Dhaka-1230 District: Dhaka Telephone: 02-8954384-86, 8959380-81 Fax: 880-2-8954391 Email:rdrs@bangla.net	156	275,429	212,351	1,654	1,912,554,984	870,441,032
449	Relation 00302-01029-00652	Address: moshur rahaman college road nilphamari District: Nilphamari Mobile: 0155161819, 01914701703	1	1,037	905	6	5,313,670	1,467,362
450	Resource Development Foundation (RDF) 00924-00476-00429	Address: Police Line Sarak, Barguna-8700 District: Barguna Telephone: 0448-62706 Mobile: 0171-4016190 Email:rdf_brg@btb.net.bd	32	21,920	20,342	162	258,893,855	73,705,002
451	Resource Integration Centre (RIC) 00349-01375-00167	Address: House-20 (New), Road-11 (New), 32 (Old), Dhanmondi R/A, Dhaka District: Dhaka Telephone: 02-8118475 Mobile: 01711548790 Fax: 880-2-8114034 Email:ricdirector@yahoo.com	94	126,725	109,417	879	1,666,677,831	622,250,673
452	Retired Grameen Banker's Foundation 02450-02480-00664	Address: Kharompur, P.O.-Sherpur town, P.S. + Dist-Sherpur District: Sherpur Mobile: 01913743065	1	1,010	702	5	5,668,694	2,818,256
453	RISDA-Bangladesh 00018-00267-00611	Address: House-3 (3rd floor), Road-4, Block-A, Section-6, Mirpur, Dhaka District: Dhaka Telephone: 9008133-31 Mobile: 01552350687	3	1,673	1,274	7	6,762,179	2,315,961
454	Rova Foundation 00858-00806-00138	Address: 91/1, Stadium Para (West), Magura-7600 District: Magura Telephone: 0488-63422 Mobile: 0171-1807352 Email:rovaf@btb.net.bd	7	10,138	8,136	59	74,703,343	19,086,097
455	Rupa 02366-00671-00695	Address: Vill-Nalta Sharif, P.O.-Nalta Mobarak Nagar, Upazila-Kaligonj, Dist-Satkhira. District: Shatkhira Mobile: 01911853519	3	2,863	2,045	14	11,355,778	4,595,279
456	Rural Advancement Committee (RAC) 03012-02315-00692	Address: Puratan Bazar, Bagerhat. District: Bagerhat Mobile: 01912301921	1	852	710	4	10,961,549	3,759,026
457	Rural Advancement Committee for Bangladesh (RAC-BANGLADESH) 00903-04841-00120	Address: Bashantapur, Bajitpur, Kishoregonj District: Kishoreganj Telephone: 09423-64281 Mobile: 0171-3013244	2	1,688	1,307	6	4,583,071	2,647,533
458	Rural Development and Welfare Foundation (RDWF) 01565-00555-00262	Address: Nawabgonj, DhakaDistrict: Dhaka Mobile: 01713168687, 01711223416, 0172-0047715	2	3,314	2,142	20	41,302,268	26,145,479
459	Rural Development Associate (R.D,A) 00097-02216-00681	Address: 271-Baganbari, Nadirpar (1st floor), Bhairab Bazar-2350, Dist-Kishoregonj. District: Kishoreganj Mobile: 01711243992, 01713954158	1	729	596	6	6,537,221	2,614,493

SL No.	Name of MFIs and Licence No.	Head Office Address	No. of Branches	Clients Number	Borrowers Number	Employees Number	Loan Outstanding (in Tk.)	Total Net Savings (in Tk.)
460	Rural Development Sangstha (RDS) 00193-00028-00374	Address: 49, Griddanarayanpur, Sherpur town, Sherpur-2100 District: Sherpur Telephone: 0931-62404 Mobile: 0171-1186695, 0171-1186703 Email:rdssher@bttb.net.bd	11	18,460	15,770	85	129,105,073	65,857,265
461	Rural Economic Development Association (REDA) 01505-04521-00292	Address: 121, Jail Road, Mymensingh District: Mymensingh Telephone: 091-54035 Mobile: 01715-541334	7	6,430	5,550	40	13,202,730	2,186,775
462	Rural Economic Development Aid Society (REDAS) 00964-00780-00432	Address: 371, Hathajari Road (1no Rail Gate), Muradpur, Chittagong District: Chittagong Mobile: 0154347686, 0181-9177178	-	0	0	20	34,804,114	20,801,022
463	Rural Economic Development Program 00194-01983-00412	Address: 63/3, Dhalpur, Demra, Dhaka-1204 District: Dhaka Telephone: 02-7553525 Mobile: 0171-4612968, 0171-9962945	2	1,710	1,107	11	6,997,262	4,806,585
464	Rural Economic Support & Care for the Under Privileged (RESCU) 02453-02558-00206	Address: House-40/1, Road-01, Alhaznagar, Darshana More, Karmaikel College, Rangpur District: Rangpur Telephone: 06445-200366 Mobile: 0171-5081476, 0171-50707394	3	2,463	2,399	9	7,901,725	2,311,970
465	Rural Economy & Agricultural Development Organization of Bangladesh(READO) 02896-01040-00730	Address: House No-20, Road-8, Block-A, Shahjalal Uposahar, Sylhet District: Sylhet	1	1,340	1,300	11	9,389,000	3,278,977
466	Rural Health Education and Credit Organization (Rheco) 00773-00195-00291	Address: Kabi Sukanta Sarak, Adarshapara, Jhenaidah District: Jhenaidah	7	5,131	4,248	41	33,048,280	11,615,955
467	Rural Reconstruction Foundation 01372-00199-00026	Address: C & B Road, Karbala, Joshore. District: Joshore Telephone: 0421-66906, 65663 Mobile: 01713-000926 Fax: 0421-68546 Email:rrc@bttb.net.bd	120	184,287	141,900	949	1,465,564,360	404,839,201
468	Rural Youth Development Organization (RYDO) 00827-01334-00640	Address: Barai Chatal, Banglabazar, Bagumgonj, Noakhali District: Noakhali Mobile: 0171-8371335, 0181-7198121	1	1,896	1,391	9	10,902,794	7,245,952
469	S,D,C, Society Development Committee 00784-00485-00582	Address: Farijpur, Mainamati Bazar, Burichang, Comilla District: Comilla Mobile: 01732752036	1	1,362	783	5	14,537,834	5,797,784
470	"Saat Ichchha" Manobik Unnayan Sangstha (Saimas) 01117-02418-00122	Address: Vill : Mahdinagar, P.O : Atghiri, Upozila : Mizapur, Tangail-1944 District: Tangail Mobile: 0181-2385972, 0181-7071009	1	1,443	1,018	5	4,353,439	3,349,474
471	Sabalamby Unnayan Samity 00696-01519-00224	Address: Shibgonj Road, Netrakona District: Netrokona Telephone: 0951-61566 Mobile: 0171-3036730 Fax: 880-951-61766	23	21,399	18,994	169	178,091,490	54,892,341

SL No.	Name of MFIs and Licence No.	Head Office Address	No. of Branches	Clients Number	Borrowers Number	Employees Number	Loan Outstanding (in Tk.)	Total Net Savings (in Tk.)
472	Sabuj Bangla 05464-01825-00205	Address: Josna Mansion (1st floor), 156, SSK Road, Feni-3900 District: Feni Mobile: 01715-187766	4	1,770	1,447	20	15,253,939	8,944,805
473	Sachetan Society 02461-01449-00212	Address: House-573, Ramchandrapur, Natore Road, Rajshahi District: Rajshahi Telephone: 0721-771602, 0721-812560 Mobile: 0171-1376017	7	11,311	9,094	66	89,796,876	20,578,821
474	Sachsa Sebi Palli Unnayan Sangstha - PIPASA 01531-02598-00394	Address: 41/30 Dadapur Road, Mangalbaria, Kushtia District: Kushtia Telephone: 071-61692 Email:pipasakus@yahoo.com	5	4,067	3,206	26	20,399,116	4,922,165
475	SAFE Social Activities for Environment 05574-04861-00710	Address: Noor Villa, 51 Khan-A-Sabur Road, Khulna-9100 District: Khulna	3	1,161	803	7	7,136,070	3,361,604
476	SAGAR 05041-02232-00603	Address: Baimail, Mirzapur, Tangail District: Tangail Mobile: 0171-6540913	1	1,332	935	6	5,054,524	3,593,243
477	Sagarika Samaj Unnayan Sangstha (SSUS) 00060-00062-00117	Address: Charbata, Charjabber, Subarnachar, Noakhali District: Noakhali Telephone: 088-0321-8180/104 Mobile: 0171-1380864, 0171-1715186	17	33,154	23,878	185	359,553,371	119,523,980
478	SAHAI Sesshashebi Pally Unnayan Sangstha 02536-00744-00301	Address: Sanivila, Amla Sadarpur, Mirpur, Kushtia District: Kushtia Mobile: 0172-1393194	2	7,945	7,665	25	36,451,280	14,814,051
479	Sajida Foundation 00251-155ka-00155	Address: House-28, Road-7, Block-C, Nikatan Housing Society, Gulshan-1, Dhaka-1212 District: Dhaka Telephone: 02-9890513 Mobile: 0189-212310 Fax: 880-2-9863165 Email:sajida@sajidafoundation.com	94	141,348	121,184	1,010	2,077,217,373	739,559,462
480	Salvation of Women Local Association (SAWLA) 0054-00057-00043	Address: Upazila Road, Borhanuddin, Bhola District: Bhola Telephone: 04922/56288, Mobile: 0171-5302344, 0172-0548059 Fax: 880-2-7160509 Email:admin@khaborpatro@yahoo.com	3	1,140	828	11	4,866,150	1,769,151
481	Samadhan 03073-00100-00006	Address: Upazila Road, Keshabpur Bazar, Keshabpur, Jessore District: Jessore Telephone: 04226-56549, 56377 Mobile: 0171-1131250 Fax: 880-4226-56549, 56377-106 Email:samadhan@bttb.net.bd	11	18,478	14,810	110	269,320,572	55,983,570
482	Samaj Unnayan Kendra (SUK) 00729-00046-00082	Address: Baddapara, Sarail, Brahmanbaria District: Brahmanbaria Mobile: 0171-1456813	8	12,364	9,605	59	115,999,987	45,376,468
483	Samaj Unnayan Procesta 00049-00439-00548	Address: Shuapara, Kaliapara, Sharasti, Chandpur District: Chandpur Mobile: 01711-029232	1	706	827	10	4,804,100	818,094

SL No.	Name of MFIs and Licence No.	Head Office Address	No. of Branches	Clients Number	Borrowers Number	Employees Number	Loan Outstanding (in Tk.)	Total Net Savings (in Tk.)
484	Samajik Sachetona O Palli Unnayan Karmasuchi (SARD) 01869-00487-00546	Address: House-4, Block-L, Section-1, Housing Estate, Comilla District: Comilla	1	1,197	1,005	9	4,624,137	2,001,512
485	Samajik Sheba Shongothon 06113-01586-00150	Address: Pathrail, Delduar, Tangail District: Tangail Telephone: 0921-62696 Mobile: 0171-6401569 Fax: 880-921-53388 Email:samajkshebashongothon@yahoo.com	13	18,452	12,682	105	198,516,597	62,243,942
486	Samakal Samaj Unnayan Sangstha (SSUS) 01573-00559-00333	Address: Jahangirabad Hat,Post-Jahangirabad, Thana-Pirgonj, Rangpur District: Rangpur Telephone: 0522756022 Mobile: 0171-1419045 Email:ssusinfor@gmail.com	7	11,288	8,466	43	48,235,882	16,566,047
487	Samannita Attonirvorsheel Samaj Unnyon Sangstha (SISDA) 01967-01203-00684	Address: Vill-Majihat, P.O.-Halsa, Upazila-Mirpur, Dist-Kushtia. District: Kushtia Mobile: 01715020343	1	1,011	1,003	7	4,725,118	1,623,511
488	Samannita Samaj Unnayan Kendra 00948-01320-00561	Address: Satpar, Gopalganj District: Gopalganj Mobile: 0171-3566657	1	882	632	9	11,435,115	2,062,337
489	Samannita Unnayan Seba Sangathan (SUSS) 01230-00434-00051	Address: Sathi Cenema Road, Madhupur, Tangail District: Tangail Telephone: 09228-88127, 56326 Mobile: 0171-1447028 Email:suss@grameen.com	7	5,148	3,751	45	34,741,866	11,410,453
490	Samata Unnyan Sangstha 01466-03813-00364	Address: Gunergati, Sirajgonj-6700 District: Sirajganj Telephone: 0751-64913 Mobile: 01711467636	1	1,831	1,282	9	8,523,756	5,723,869
491	Sammannita Samaj Unnayan Sangstha (ICDA) 00615-03147-00289	Address: Gorachand Das Road, Barisal District: Barisal Telephone: 0431-2173088 Mobile: 0171-5031584, 0171-2940663 Email:icda@ccnbsl.net	5	8,949	5,905	44	65,220,644	25,397,122
492	SAMMILON FOUNDATION 00016-03290-00619	Address: Room-501, 120/A, Motijheel C/A, Dhaka-1000 District: Dhaka	3	1,487	934	8	5,557,319	2894317
493	Sanchayan Unnayan Sangstha (SUS) 01645-04174-00696	Address: Haji Toshir Ali Plaza, Munshi Bazar, P.O: Karimpur, Upazila: Rajnagor, Dist: Maulvibazar District: Maulvibazar Mobile: 01712280601	1	948	829	6	5,354,651	2,892,780
494	Sancred Welfare Foundation (SWF) 00315-02052-00054	Address: Sancred Bhaban, Suravi Residential Area, Sultanpur, Hasonnagar, Sunamgonj District: Sunamganj Telephone: 0871-55846, 61540 Mobile: 0171-3032190 Fax: 880-871-55846 Email:swf_tapon@yahoo.com	20	8,758	6,667	93	75,617,368	29,141,025
495	Sangkalpa Trust 02117-01261-00409	Address: Sangtai Plaza, P.O-Upzila:Pathorghata District: Barguna Telephone: 04455-75122 Mobile: 0171-2941350 Fax: 880-4455-75122 Email:sangkalpa@bttb.net.bd	22	17,896	13,815	131	156,227,310	27,794,794

SL No.	Name of MFIs and Licence No.	Head Office Address	No. of Branches	Clients Number	Borrowers Number	Employees Number	Loan Outstanding (in Tk.)	Total Net Savings (in Tk.)
496	Sangram (Sangathita Gramunnayan Karmasuchee) 03782-00958-00188	Address: Shahid Sriti Sarak, Barguna District: Barguna Telephone: 0448-62828 Mobile: 0171-3001528, 0172-0510602 Fax: 880-448-63454 Email:sangrammasum@yahoo.com	43	39,498	22,927	262	240,939,527	50,134,197
497	Santal Mission Norwegian Board 00314-02594-00407	Address: House-99, Flat-A-2, Road-4/25, Block-A, Banani, Dhaka-1213 District: Dhaka Telephone: 02-9882303, 8850334 Mobile: 0171-1438322 Fax: 880-2-8850335 Email:smbn@citech-bd.com	10	8,376	8,053	51	62,149,166	17,188,984
498	Saptagram Nari Swanirvar Parishad 01884-02230-00121	Address: 4/2/35 North Kalibari Road, Jheeltuli, Faridpur-7800 District: Faridpur Telephone: 0631-64197 Mobile: 0171-2818253, 01815006700	4	2,417	1,751	19	16,430,117	6,090,209
499	Sathi Unnayan Sangstha 03394-01823-00741	Address: Saradangi, Ataikula, Pabna District: Pabna	1	1,415	1,047	7	7,350,918	4,328,275
500	Satkhira Unnayan Sangstha (SUS) 00895-00696-00225	Address: Tala, Satkhira District: Shatkhira Telephone: 04727-56252 Mobile: 0171-1829492, 0171-1842416 Email:sus_ngo@yahoo.com	28	50,994	31,978	278	266,521,877	73,530,663
501	Save Our Life 00175-02025-00563	Address: House-2 (3rd floor), Road-4, Block-A, Section-6, Mirpur, Dhaka-1216 District: Dhaka Telephone: 8056233 Mobile: 0171-1226153	1	1,059	760	7	9,998,691	5,141,817
502	Save Our Society 00229-01630-00332	Address: 87 West Mothertak, Sabujbag, Dhaka-1214 District: Dhaka Telephone: 02-8290794, 8290031 Mobile: 0172-6373374 Fax: 880-2-7292074 Email:save_oursociety@yahoo.com	2	2,650	2,485	16	9,658,060	2,113,572
503	Saviour (SAVIOUR) 00232-01067-00574	Address: 32/A, Rail Road, Jessore District: Jessore Telephone: 0421-66622 Mobile: 0171-1296388	2	1,071	598	9	4,283,350	4,098,775
504	SDS 03074-04616-00229	Address: Sadar Road, Shariatpur-8000 District: Shariatpur Telephone: 0601-55554, 55434 Mobile: 0171-4011901 Fax: 880-601-55434 Email:sds@accessste.net	45	60,160	44,666	240	647,405,824	202,862,677
505	Seba Artha Samajik Unnayan Sangstha 05267-02974-00688	Address: Vill+P.O.+Upazila-Delduar, Dist-Tangail. District: Tangail Mobile: 01710857571	2	1,498	1,122	7	8,881,474	4,006,578
506	Seba Environment Development Society 01689-01092-00530	Address: Shafiur Rahman Building, 1st Floor, South side of Munsef Bazar, 3 Rastar More, Potia, Chittagong District: Chittagong Mobile: 0181-5945447	1	832	447	8	4,756,278	2,128,645

SL No.	Name of MFIs and Licence No.	Head Office Address	No. of Branches	Clients Number	Borrowers Number	Employees Number	Loan Outstanding (in Tk.)	Total Net Savings (in Tk.)
507	SEBA- Social Edification of Benign Assimilation Society 02821-04576-00320	Address: 146/3, Khanjahan Ali Road, Khulna-9100 District: Khulna Telephone: 041-720158 Mobile: 0171-2450000 Email:seba@khulna.bangla.net	2	2,261	1,576	12	11,055,519	5,042,696
508	Self-Help & Rehabilitation Program 02630-02645-00308	Address: Natun Babupara, Sayedpur, Nilphamari District: Nilphamari Telephone: 05526-73136 Mobile: 01712-059148	13	24,534	20,493	164	238,138,309	92,790,999
509	SERWTCI- Self-Employment for Rural Destitute Women Through Cottage Industries 04086-04801-00371	Address: Malek Mansion (7th floor), 128, Motijheel C/A, Dhaka-1000 District: Dhaka Telephone: 02-9565531 Mobile: 0191-1360216, 0171-5022707 Fax: 880-2-9565531 Email:srt@agnionline.com	17	27,555	26,644	86	140,538,063	24,340,349
510	SETU 03033-03265-00049	Address: T&T Colony Road, Courtpara, Kushtia-7000 District: Kushtia Telephone: 071-62029 Mobile: 0172-0507555 Fax: 880-71-61610 Email:info@setubd.ort	40	52,918	42,149	304	344,660,507	100,980,365
511	Seva Manabik Unnayan Kendra 00668-00530-00552	Address: Uttar Rampur (Paduar Bazar, Highway), Ahmed Nagar, Comilla District: Comilla	2	1,205	995	9	6,589,054	1,576,240
512	Shakharunjo Samaj Unnayan Sangstha 04903-02203-00480	Address: Itakhola Bazar, Khetlal, Joypurhat-5900 District: Joypurhat Telephone: 05723-56049, Mobile: 0171-1413718	1	903	805	5	3,976,245	618,347
513	Shakaler Jannya Kallyan 02371-01271-00257	Address: Sankarpasha, Parer Hat, Sankarpasha, Pirojpur District: Pirojpur Mobile: 0171-8449632, 0171-6513406, 01712515670	5	3,575	2,524	17	16,159,759	3,579,685
514	Shakti Foundation for Disadvantaged women 00176-00059-00018	Address: House-04, Road-27,Block-J, Banani, Dhaka-1213. Telephone: 9676952, 9661222 Mobile: 0181-9850148 Fax: 880-2-8616388 Email:info@sfdw.org	369	433,757	391,597	2,170	3,032,339,543	891,291,816
515	Shamoli Polli Unnayan Sangstha 00760-01412-00674	Address: Vill-Dulla Begum, P.O: Kantalia, Upazila: Mirzapur, District: Tangail	2	1,109	762	10	8,757,596	3,101,222
516	Shanti Prio Sangstha 00926-01517-00460	Address: Andra, Mirzapur, Tangail District: Tangail Mobile: 0181-9804767, 0171-3565148	4	3,731	2,624	22	46,786,891	18,843,653
517	Shanti Uddyog Trust-SUT 0253-03651-00464	Address: Steemarghat, Bhandaria, Pirojpur District: Pirojpur Telephone: 8112776 Mobile: 0181-7513830 Fax: 880-2-9120901 Email:shantee@bangla.net	3	1,042	850	13	10,249,781	4,389,129

SL No.	Name of MFIs and Licence No.	Head Office Address	No. of Branches	Clients Number	Borrowers Number	Employees Number	Loan Outstanding (in Tk.)	Total Net Savings (in Tk.)
518	Shapla Gram Unnayan Sangstha 05318-00561-00053	Address: Keshorhat, Mohanpur, Rajshahi District: Rajshahi Mobile: 0171-2772446 Email:shaplango_99yahoo.com	5	8,468	5,857	44	54,059,040	18,186,380
519	Shaplaful 01188-00449-00196	Address: Dashani, Bagerhat District: Bagerhat Telephone: 0468-63327 Mobile: 0171-1965829 Email:shaplaful04@yahoo.com	11	10,775	9,858	34	47,130,297	14,182,158
520	Shatabdee Palli Unnayan Sangstha 02767-00939-00348	Address: Daribahar, Baridha Bazar, Mirzapur, Tangail District: Tangail Mobile: 01715817959, 01715817957, 01715677625	4	2,479	1,895	20	11,919,554	4,287,305
521	Shawdesh Unnayan Kendra-SUK 00256-03650-00426	Address: Bhandaria, Pirojpur District: Pirojpur Mobile: 0171-1866944, 0171-2210377 Fax: 880-2-8117746 Email:sampreet@bdonline.com	2	1,860	1,661	11	13,120,071	3,970,997
522	Sheba Manab Kallyan Kendra (SMKK) 03182-00207-00143	Address: Dashani, Bagerhat Sadar, Bagerhat District: Bagerhat Telephone: 0468-62692, 62915 Mobile: 0171-1338026 Email:smmk@khulna bangla.net	5	1,148	802	16	8,574,458	2,706,863
523	Shefali Mohila Kallayan Sango 05632-02919-00718	Address: Hatbaria, Bunagati, Shalikhha, Magura. District: Magura	1	1,939	1,717	7	17,433,021	1,796,169
524	SHESO 02991-02053-00678	Address: Bijara Bazar, Krishi Bank building (2nd floor), Laksam, Comilla. District: Comilla Mobile: 0171310350	1	1,055	975	10	8,278,420	3,650,015
525	Shetu Bangladesh 00188-00254-00198	Address: Shirashuni, Tala, Satkhira District: Shatkhira Telephone: 02-9132372 Mobile: 0171-5015888 Fax: 880-2-9132372 Email:shetubd2006@yahoo.com	4	3,344	1,131	24	7,505,433	7,409,727
526	Shikha Samaj Kalyan Sangstha 01388-01705-00668	Address: Old Court Road, Nasirnagar, Brahmanbaria. District: Brahmanbaria Mobile: 01912268323	2	1,156	865	6	6,095,483	2,139,573
527	Shiropa Development Society 02516-01291-00468	Address: Khash Mathurapur, Dawlatpur, Kushtia District: Kushtia Mobile: 0171-1112320, 0181-6760500	3	3,342	2,842	13	23,555,425	6,720,131
528	Shishu Niloy Foundation 05136-00895-00001	Address: 22/A, Mujib Sarak, Jessore District: Jessore Telephone: 0421-65115 Mobile: 0171-1489883 Fax: 880-421-62648 Email:sniloy_2@yahoo.com	19	33,315	27,514	162	340,826,989	77,843,536
529	Shishu Sasthya Foundation, Bangladesh 01359-03407-00216	Address: 6/2 Barabag, Section-2, Mirpur, Dhaka-1216 District: Dhaka Telephone: 02-8023894-5, 8061831 Fax: 880-2-8014896 Email:ssfb@bangla.net	7	7,166	5,822	40	37,911,784	11,745,874
530	Shital Kamramukhi Unnayan Sangstha 00553-00103-00462	Address: Lamapara, Fatullah, Narayanganj District: Narayanganj Mobile: 0171-2150904	2	2,213	1,433	14	11,259,118	7,497,759

SL No.	Name of MFIs and Licence No.	Head Office Address	No. of Branches	Clients Number	Borrowers Number	Employees Number	Loan Outstanding (in Tk.)	Total Net Savings (in Tk.)
531	Shotophool Banlgladesh 01116-00072-00207	Address: Jahanabad, Mohanpur, Rajshahi District: Rajshahi Mobile: 0171-1062767	15	19,113	14,615	114	196,645,689	38,627,889
532	Shusamaj Foundation 00818-01310-00687	Address: Navaran Bazar, P.O.-Jadabpur, Upazila-Sarsa, Dist-Jessore. District: Jessore Mobile: 01711397441	1	2,067	1,453	7	7,259,720	4,271,443
533	SHUSHILAN 00345-00075-00038	Address: Kaligonj, Satkhira District: Shatkhira Telephone: 0472-556016 Mobile: 0172-0540990 Email:shushilan_no@yahoo.com	5	5,030	3,703	40	38,195,967	19,836,528
534	Sisa Jubo Samaj Kallayan Sangstha 01742-01625-00549	Address: Stadium Road, Nandibari, Muktagacha, Mymensingh District: Mymensingh Telephone: 09028-75092 Mobile: 0171-8156014 Email:sisabd@yahoo.com	1	871	781	5	7,161,310	3,735,554
535	SKS Foundation 01621-00534-00045	Address: Radhakrishnapur, College Road, Gaibanda Sadar, Gaibanda. I/W no-2448, Dt-06-10-2009. District: Gaibanda Telephone: 0541-62420, 06445-490075 Mobile: 0171-3210310, 0171-3764478 Fax: 880-541-62420 Email:sksgaibandha@tistaonline.com	78	118,158	96,129	788	863,196,766	275,758,083
536	Sneha Neer Sangstha 00621-02007-00498	Address: Jashihaty Bazar, Basail, Tangail District: Tangail Telephone: 0171-6109970, 0171-2709403	3	1,325	948	11	7,553,053	2,463,144
537	Social Earn Baking Advancement (SEBA) 01910-00250-00088	Address: Vedorgonj, Shariatpur District: Shariatpur Telephone: 0602256192 Mobile: 01715290890	8	10,665	9,211	60	150,407,897	120,507,601
538	Social Welfare and Economical Development Organization 03717-01777-00366	Address: 126/8, North Cashara, Upazila Road, Chanmari, Narayanganj District: Narayanganj Mobile: 0171-6005962, 0119-9089235	1	2,031	1,694	11	13,680,612	6,781,546
539	Social & Cultural Development Foundation (S.C.D.F) 06013-02779-00669	Address: Vill-Balubari, P.O. + P.S. + Dist-Dinajpur. District: Dinajpur Mobile: 01712699627	1	1,687	1,473	8	6,015,565	3,415,447
540	Social Advancement for Village Environment (SAVE) 00151-01548-00537	Address: College Para, Abghat, Tangail-1900 District: Tangail	2	1,425	1,225	13	8,646,274	1,486,403
541	Social Advancement for People's Liberation Agency (SAPLA) 04176-03569-00316	Address: Kechuakora, Ahmedpur Bazar, Baraigram, Natore District: Natore Telephone: 0171-1363153, 0171-37305479 Mobile: 0171-1363153, 0171-37305479 Email:sapla42m@yahoo.com	3	1,060	675	6	3,531,139	2372454
542	Social Advancement Through Unity (SATU) 01300-00405-00047	Address: Main Road, Tangail-1900 District: Tangail Telephone: 0921-53674 Mobile: 0171-1567393 Fax: 880-921-55223 Email:satu@bol-online.com	37	64,349	49,233	357	664,087,662	211,949,016

SL No.	Name of MFIs and Licence No.	Head Office Address	No. of Branches	Clients Number	Borrowers Number	Employees Number	Loan Outstanding (in Tk.)	Total Net Savings (in Tk.)
543	Social And Economic Enhancement Programme-Seep 00014-00052-00044	Address: House-5, Road-4, Block-A, Section-11, Mirpur, Dhaka District: Dhaka Telephone: 02-8032243, 9012782 Mobile: 0171-1540979 Email:seep@matrix bd.com	11	8,643	6,830	78	150,351,982	77,262,005
544	Social Assistance and Rehabilitation for the Physically Vulnerable 00952-00132-00542	Address: House # 589, Road # 11, Baitul Aman Housing Society, Adabor, Dhaka-1207. District: Dhaka	4	5,242	3,410	37	28,320,576	15,798,812
545	Social Association for Future Establishment (SAFE) 06990-02845-00666	Address: Satmatha, P.O.-Mahigonj, Upazila + Dist-Rangpur. District: Rangpur Telephone: 0312771150 Mobile: 01819362029	1	1,400	1,045	9	9,020,554	4,910,213
546	Social Development Associatioin 05948-03390-00620	Address: Bitman, Iliotgonj, Daudkandi, Comilla District: Comilla	1	1,041	759	11	8,276,436	5,056,383
547	Social Development Association 06344-01621-00531	Address: Jahapur Bazar, Muradnagar, Comilla District: Comilla Mobile: 01811316663	2	1,031	895	12	13,889,673	4,516,334
548	Social Development Committee (SDC) 02703-01896-00702	Address: Kuripara, Mirzapur, Tangail District: Tangail Mobile: 0171-6457287, 0171-6457280 Email:sdctangail@yahoo.com	2	1,049	756	8	5,953,282	3,429,877
549	Social Development Organization (S.D.O) 00845-01185-00590	Address: Vill-Madhaya Bazar, Thana-Chandina, Dist-Comilla District: Comilla Mobile: 01813-258443	1	727	602	6	8,698,120	2,847,975
550	Social Development Programme 00946-04331-00635	Address: Sadar Road, Shariatpur District: Shariatpur Telephone: 0601-55579 Mobile: 0171-2846784-88, 0171-30171-16, Fax: 0601-51009 Email:sodepbd@yahoo.com	1	852	809	10	8,479,260	2,048,838
551	Social Organization for Voluntary Advancement (SOVA) 00736-02038-00215	Address: Courtpar Road, Bhanga, Faridpur District: Faridpur Mobile: 0171-2968278	1	1,828	1,281	2	8,143,810	5,093,886
552	Social Upliftment Society (SUS) 00161-00209-00014	Address: 76/A, Uttarpara, Savar, Dhaka District: Dhaka Telephone: 02-7711229, 7713293 Mobile: 0171-5022673 Email:sus@citechco.net	17	29,287	23,062	188	312,385,894	136,308,796
553	Social Welfare Advancement Committee (SWACO) 05222-02410-00585	Address: Staff Quarter More, Circute House Road, Chaklapara, Jhenaidah-7300 District: Jhenaidaha Mobile: 0171-6463222	1	1,158	1,035	7	6,575,500	1,452,850
554	Society Development Committee (SDC) 03665-02837-00343	Address: College Road, Kamargram, Boalmari, Faridpur District: Faridpur Telephone: 06324-56237 Mobile: 0171-4022987 Email:sdc@bttb.net.bd	37	67,121	53,692	361	645,953,297	230,166,969
555	Society for Action Research and Development 05797-03838-00283	Address: 48, New Eskaton (1st floor), Dhaka-1000 District: Dhaka Telephone: 02-9345068 Mobile: 0171-3061074	19	17,934	15,452	91	131,359,552	34,885,951

SL No.	Name of MFIs and Licence No.	Head Office Address	No. of Branches	Clients Number	Borrowers Number	Employees Number	Loan Outstanding (in Tk.)	Total Net Savings (in Tk.)
556	Society For Advancement Of Rural Area (SARA) 05744-04167-00319	Address: Japan Bangladesh Friendship School Bhaban, Rengadoupur, South Surma, Sylhet District: Sylhet Telephone: 0821-2878009 Mobile: 0171-1520327, 0171-1520327 Email:sara@citecho.net	4	3,278	2,793	18	30,501,867	13,956,160
557	Society for Assistance to the Distressed Humanity 01784-03540-00544	Address: House no.-29 (Ground floor), Road no.-10, East Merul Badda, Dhaka- 1213 District: Dhaka	2	1,481	1,145	21	7,955,542	3,191,690
558	Society for Development Initiatives 01239-03336-00154	Address: House-2/4 (3rd floor), Block-C, Shahjahan Road, Mohammadpur, Dhaka-1207 District: Dhaka Telephone: 9122210, 9138686 Mobile: 01711815053, 01711898848 Email:sdi@bdcom.com	51	78,895	61,852	420	885,951,053	298,757,448
559	Society for Development of Self Reliance in Bangladesh 00560-00262-00465	Address: 83, Muradpur, Hathazari Road, Chittagong District: Chittagong Telephone: 031-2553074 Mobile: 0181-9177479, 0171-2027653	3	2,760	2,123	19	20,364,132	10,384,418
560	Society for Disadvantage Origins 02009-00571-00509	Address: Chitalmari Upazila Road, Chitalmari, Bagerhat District: Bagerhat Mobile: 0171-2336953	2	1,075	561	9	6,577,962	2,834,730
561	Society for Family Happiness & Prosperity 01076-00719-00111	Address: Bajitpur, Kishoregonj District: Kishoreganj Telephone: 09423-361 Mobile: 0181-7043916	14	27,861	20,080	151	177,014,758	114,889,299
562	Society for Partecipatory Economic Social Development (SPESD-Bangladesh) 03816-02456-00398	Address: 16, Shah Amanat City Corporation Supper Market, (3rd floor), Jubily Road, Korwali, Chittagong District: Chittagong Telephone: 031-2853373 Mobile: 0181-9127628 Email:spesd@gmail.com	1	1,019	723	8	4,836,443	2,728,136
563	Society for Projcet Implementation Research Evaluation & Training (SOPIRET) 01874-02086-00279	Address: 8/3, Segunbagicha, Dhaka-1000 District: Dhaka Telephone: 02-9559295 Mobile: 0171-1074535, 0113-28865 Fax: 880-9559295 Email:sopiretdhaka@gmail.com	12	16,187	12,560	108	205,780,464	73,974,322
564	Society for Social Advancement of Rural People 01278-03047-00534	Address: 66/2, Avijan-268, College Road, Maddha Auchpara, Nishat Nagar, Tongi, Gazipur District: Gazipur	3	1,050	888	11	9,812,476	3,677,058
565	Society for Social Development and Economy (SSDE) 01136-01051-00367	Address: Avizan-30, Sultana Razia Road, Maddha Auchpara, Nishatnagar, Tongi, Gazipur District: Gazipur Mobile: 0181-6124863	2	1,278	1,190	6	9,948,922	3,638,986
566	Society for Social Service (SSS) 00645-01002-00025	Address: Mymensingh Road, Tangail District: Tangail Telephone: 0921-53195, 53622 Mobile: 0171-1545034 Fax: 880-921-54931 Email:ssstgl@bttb.net.bd	225	483,516	390,371	2,396	6,122,081,994	3,090,658,354

SL No.	Name of MFIs and Licence No.	Head Office Address	No. of Branches	Clients Number	Borrowers Number	Employees Number	Loan Outstanding (in Tk.)	Total Net Savings (in Tk.)
567	Society for UDDOG. 03395-00446-00738	Address: Kanchan Road, Ghashipara, Dinajpur-5200 District: Dinajpur	1	1,076	847	9	9,218,172	4,990,190
568	Society for Unhappy & Needy 06259-04852-00500	Address: Rajfulbaria, Savar, Dhaka District: Dhaka Telephone: 02-7713595 Mobile: 0171-1957065	1	472	350	6	5,148,117	1,588,046
569	Society For Urban And Rural Advancement 04785-04318-00502	Address: 5/A, New Circular Road, Raipur House (1st Floor), Malibag, Dhaka District: Dhaka Telephone: 9352996 Mobile: 0181-6430382 Fax: 880-2-8357436 Email: sura@bd.online.com	7	3,233	2,217	30	13,371,869	9,984,072
570	Socio Economic Backing Association (SEBA) 01151-00141-00287	Address: Bishas Betga, Mymensingh Road, Tangail District: Tangail Telephone: 0921-55102, 62988 Mobile: 0171-1907992 Email: sabatangail@yahoo.com	30	47,992	32,489	288	372,242,961	218,403,158
571	Socio Economic Development Agency (SEDA) 02168-04123-00424	Address: Pukhuria, Ghior, Manikgongj District: Manikganj Mobile: 0171-1452853, 0171-27622900	3	2,455	1,731	20	8,691,581	4,190,656
572	Socio Economic Health Education Organization 01826-01668-00532	Address: Bhai Bhai Cottage (Circuit House Road), Chakla Para, Jhenaidah District: Jhenaidaha	13	23,706	20,245	159	255,035,689	67,285,594
573	Socio-Economic And Environment Development Sangstha 00886-02685-00466	Address: Rahaman Super Market (1s floor), Manikgonj Bus Stand, Manikgonj-1800 District: Manikganj Mobile: 0171-2354379	2	1,645	1,101	15	22,485,910	6,668,081
574	Society for Development Actions for Nation Towards Advancement (Deganta) 00745-00944-00382	Address: 13/C-1/24, Mirpur, Dhaka District: Dhaka Mobile: 0191-4208339, 0171-1458007	5	2,725	1,931	22	10,608,751	8,966,587
575	Society for Peace & Charity 00970-01028-00455	Address: 145, Monipuripara, Airport Road, Supper Market (1st floor), Room No- 35, 35 & 37, Tejgaon, Dhaka-1215 District: Dhaka Telephone: 9124995 Mobile: 0181-9286643, 01726106720 Fax: 880-28157296	2	714	653	7	4,042,109	1,892,650
576	Society of Renaisa Bangladesh 02109-03307-00414	Address: Main Uddin Mansion, 488 Advocate Abu Lais Mahmud Lane, Old Madina Bus Stand, Trunc Road, Feni District: Feni Telephone: 03633-203503 Mobile: 0171-1025433, 0171-1306746	3	1,452	952	24	4,037,757	3,452,046
577	SOJAG 01294-02087-00011	Address: Shailan, Dhamrai, Dhaka District: Dhaka Telephone: 02-8111322 Mobile: 0171-3034615, 0171-1898849 Fax: 880-2-8117746 Email: malvsban@citechco.net	10	36,892	19,528	406	955,204,934	139,495,352

SL No.	Name of MFIs and Licence No.	Head Office Address	No. of Branches	Clients Number	Borrowers Number	Employees Number	Loan Outstanding (in Tk.)	Total Net Savings (in Tk.)
578	Somaj Unnoyan Karjocrom (SUK) 01682-00678-00594	Address: Soyadhangora, New Bogra Road (200 gauges East from Jogai Moar), Sirajgonj District: Sirajganj Telephone: 0751-64316 Mobile: 0177-467567, 0171-9508367, 0181-2293053 Email:anowar6700@yahoo.com	1	1,178	892	7	4,190,590	1,938,965
579	SOMAN 02655-01032-00341	Address: Sabalia, Tangail District: Tangail Telephone: 0921-62089 Mobile: 0171-4259345	5	2,018	1,162	13	6,077,654	369,835
580	Sonali Bhabishyat 00203-00656-00377	Address: Adi Tangail, Tangail District: Tangail Telephone: 0921-55466 Mobile: 0158-355947	3	3,047	1,633	19	15,168,051	5,994,701
581	Sonali Unnayan Foundation 00071-02963-00385	Address: 205/4 (4th floor), Begum Rokya Sharani, Sher-e-Bangla Nagar, Dhaka-1207 District: Dhaka Telephone: 02-8129480, 9136488 Mobile: 0171-1838760 Email:sfazad2000@yahoo.com	25	25,799	17,382	137	70,388,633	117,240,338
582	Sonali Unnayan Foundation (SUF) 03792-03301-00005	Address: 969, East Nasirabad, CDA Avenue, Chittagong District: Chittagong Telephone: 031-813064 Mobile: 0181-7733573, 0181-7733576 Email:sufcommunity@globalctg.net	3	2,556	2,066	17	21,841,357	14,725,564
583	Soochana 00139-01289-00060	Address: Hamida Manjil, Beparipara, Delduar Road, Tangail-1900 District: Tangail Telephone: 0921-62304 Mobile: 0171-2727777, 0171-6577666 Fax: 880-921-62304 Email:schnqobd@btb.net.bd	2	2,031	1,996	17	11,408,441	2,742,890
584	Sopnil Bangladesh Foundation 00124-00809-00733	Address: Sayera Bhaban, Chanmunshi Bari, Sea Mans Hostel, Bandar, Chittagong. District: Chittagong	1	1,203	929	6	5,194,794	3,591,493
585	Soul Foundation for Disadvantaged Womenn 04014-03552-00503	Address: 249/2/1 South Jatrabari (3rd floor), Dhaka-1204 District: Dhaka Telephone: 7553969 Mobile: 01552-471327	4	2,740	2,470	28	15,711,066	10,178,457
586	South Asia Partnership-Bangladesh 00452-03124-00302	Address: House-63, Block-Ka, Mohammadpur Housing, Pisciculture & Farming Cooperative Society Ltd., Mohammadpur, Dhaka District: Dhaka Telephone: 02-8112103, 8114697, Mobile: 0171-1530990 Fax: 880-2-8113033 Email:sapbdesh@citechco.net.	22	29,907	22,664	132	214,619,378	69,810,887
587	Sram Unnayan Sangstha 01301-00146-00219	Address: NIKhan Bhaban, Mokter Para, Netrakona District: Netrokona Telephone: 0951-62214 Mobile: 0171-2006816 Fax: 880-951-62214 Email:dina_khan@hotmail.com	6	3,901	3,651	29	20,542,695	9,565,287

SL No.	Name of MFIs and Licence No.	Head Office Address	No. of Branches	Clients Number	Borrowers Number	Employees Number	Loan Outstanding (in Tk.)	Total Net Savings (in Tk.)
588	Srijan Mohila Sangstha 01677-02499-00649	Address: Noyapara, (Panch Rasta More), Jamalpur District: Jamalpur Mobile: 01711368253	2	2,922	2,019	13	9,610,355	4,528,695
589	Sristy (Sristy) Society For Rural Improvement And Stability 00600-00238-00693	Address: Muslim Plaza (Ground floor) Chunarughat Uttar Bazar, Chunarughat, Habiganj. District: Habiganj Mobile: 01714675854	1	1,315	1,182	5	7,804,525	1,576,043
590	Srizony Bangladesh 00675-01941-00239	Address: Srizony Bhaban, 111, Pabahati Road, Pabahati, Jhenaidah-7300 District: Jhenaidaha Telephone: 0451-63264-5 Mobile: 0171-1217324 Fax: 880-451-63346 Email:srizonyb@btb.net.bd	80	53,948	46,417	386	485,539,642	137,540,840
591	Step for Advanced Future and Economy (SAFE) 01661-02284-00236	Address: Rajnahar Vila, Ashikati, Baburhat, Chandpur-3602 District: Chandpur Telephone: 0841-66321 Mobile: 0171-6328984, 0171-6410009	2	2,850	1,530	13	11,953,753	7,849,604
592	Step Towards Empowerment of the Poor (STEP) 03227-00309-00327	Address: Ground floor of Mr. A. F. M. Sultanul Azom Khan (Apel), House no.-7, Shibbari Road, East Dashra, Manikgonj District: Manikganj Telephone: 0651-61906 Mobile: 0171-1567745 Email:step_hq@yahoo.com	8	6,949	5,230	57	37,537,850	15,707,885
593	Sthanio Unnayan Sangstha 01996-00602-00297	Address: Baimhati, Mirzapur Bazar, Tangail District: Tangail Telephone: 09229-88160 Mobile: 0181-9868368, 0171-3562120	4	2,779	1,133	14	12,035,993	7,836,421
594	Stitching Land Ontwikkelings Project Bangladesh 01577-01807-00476	Address: kalisuri, Baufol, Patuakhali District: Patuakhali Telephone: 02-9125350, 9142143 Mobile: 0171-1543357 Email:slopb_bd@bangla.net	6	10,569	7,004	32	35,836,895	17,540,909
595	Suchana Samaj Unnayan Sangstha 02373-04595-00267	Address: Thanapara, Boda, Panchagarh District: Panchagarh Telephone: 05653-56210 Mobile: 0171-4229034 Fax: 880-5653-56210	5	6,741	5,763	31	32,540,046	8,825,765
596	Support for Rural Advancement Society 00396-01811-00041	Address: Meher Tower (7th floor), 164 Sonargaon Road (Hatirpool), Dhaka-1000 District: Dhaka Telephone: 02-8620042, 8621585 Mobile: 0199-801261 Fax: 880-2-8612406 Email:hasbemtransvent@yahoo.com	4	1,062	863	17	10,468,795	4,953,997
597	Supta Protiva Bikash Sangstha 05400-01060-00698	Address: Vill-Deola, P.O.-B.A.U. Madrasa (Boilla Bazar), Upazila+Dist-Tangail District: Tangail Mobile: 01715-758455, 01718-707203	2	873	620	8	5,204,024	2,015,500

SL No.	Name of MFIs and Licence No.	Head Office Address	No. of Branches	Clients Number	Borrowers Number	Employees Number	Loan Outstanding (in Tk.)	Total Net Savings (in Tk.)
598	Suryasarathi Foundation 00067-201KA-00419	Address: Suryasarathi Foundation, Vill: Dendabor (East), PO: Savar Cantonment, Thana: Ashulia, Savar, Dhaka-1344. District: Dhaka Telephone: 0173-2326832	2	1,097	846	12	25,499,702	5,499,017
599	Sustainable Upliftment Initiative Trust (SUITT) 05895-02402-00720	Address: 168/B, Yakub Mansion, Muradpur, Panchlaish, Chittagong District: Chittagong Mobile: 01818451070	4	1,311	1,052	8	6,623,216	2,406,707
600	Swadesh Unnayan Sangstha-Gopalgonj (SUSG) 01259-00750-00559	Address: Jalirpar, Moksudpur, Gopalgonj-7911 District: Gopalganj Mobile: 0171-1706175 Email:susg005@yahoo.com	2	1,260	731	7	7,239,083	2,784,753
601	Swakalpa Society 00848-00578-00608	Address: Katabari, Phulbari, Dinajpur District: Dinajpur Mobile: 0171-3686085, 0171-2218565 Email:Swakalpo@yahoo.com	1	973	801	8	7,300,776	3,054,836
602	Swanirvar Bangladesh 00495-03562-00311	Address: Workers Trust Bhaban, 5/5, Block-C, Lalmatia, Dhaka District: Dhaka Telephone: 02-9116808, 9116558 Mobile: 0171-3006308 Fax: 880-2-812377, 8125140 Email:husainy@bol-online.com	17	22,788	20,924	81	117,566,541	27,718,534
603	Tamanna Foundation 00632-04035-00701	Address: Dewan Manjil (1st floor), 60/E, Purana Paltan, Dhaka-1000 District: Dhaka Telephone: 7162241-106 Mobile: 01190-290662 Fax: 880-2-9570953 Email:tamannafoundation1998@yahoo.com	2	1,246	920	15	8,475,866	2,944,327
604	Taltala Jubo Unnayan Sangstha(Taida) 01547-00063-00093	Address: Burigonj, Sibgonj, Bogra District: Bogra Mobile: 0171-8213846	3	1,194	1,062	12	3,745,520	2,087,691
605	Tarana Trust 2370-00151-00653	Address: hazi mofizur Rahman sodagor Biling , potiya, chittagong District: Chittagong	3	1,716	1,204	12	8,738,227	3,872,229
606	Tarango 01152-01809-00523	Address: 282/5, 1st Colony, Majar Road, Mirpur-1, Dhaka-1216 District: Dhaka Telephone: 02-8014341 Mobile: 0171-5024110 Fax: 880-2-8015314 Email:wedptar@bdmail.net	4	3,847	2,109	16	17,990,720	11627861
607	Technical Assistance For Rural Development 01822-02985-00699	Address: 13/21, Babar Road, Mohammadpur, Dhaka-1207 District: Dhaka Mobile: 01714132632	4	6,174	4,389	31	49,484,647	29,589,661
608	Tekshoi Unnayan Sangstha 00428-01937-00621	Address: Chowddaburia, Nalchity, Jhalokathi District: Jhalokati Mobile: 0171-8721207	1	987	772	10	5,328,742	3,278,878
609	Thanapara Swallows Development Society 01921-04875-00550	Address: Thanapara, Sardah, Charghat, Rajshahi District: Rajshahi	1	3,622	3,077	8	14,569,594	5,764,674
610	The Coastal Rural and Urban Poor Development Association (The Crupda) 00749-00516-00434	Address: Sadar Road, Barguna District: Barguna Telephone: 0448-62720 Mobile: 0191-4984247 Email:thecrupda@yahoo.com	1	1,404	1,358	14	8,252,793	2,257,530

SL No.	Name of MFIs and Licence No.	Head Office Address	No. of Branches	Clients Number	Borrowers Number	Employees Number	Loan Outstanding (in Tk.)	Total Net Savings (in Tk.)
611	The Garo Baptist Convention Christian Health project, Joyramkura 04540-04427-00376	Address: House-8, Road-8, Dhanmondi, Dhaka-1205 District: Dhaka Telephone: 02-8615706 Fax: 880-2-8613370 Email:abms@bdcom.com	9	4,961	3,095	57	42,938,191	16,111,134
612	TMSS 00704-00470-00105	Address: Mahtab Centre, 177, Shahid Sayed Nazrul Islam Sarani, Bijoy Nagar, Dhaka-1000 District: Dhaka Telephone: 9348644 Fax: 9348644 (Ex-210) Email:director hem@yahoo.com	553	786,983	659,584	4,203	7,945,467,271	2,998,393,550
613	Tribedi Mahila Samaj Unnayan Sangstha 00803-00269-00521	Address: Sarna Nibas, Tamija Market, Laxmipur District: Lashmipur Email:twsdabd@yahoo.com	5	4,625	4,452	23	31,239,704	14,250,353
614	Udayan Samity (US) 01714-01452-00587	Address: Mahishbatan, Mahadebpur, Naogaon District: Naogaon Mobile: 0171-3702523	1	1,292	898	8	6,303,710	3,117,284
615	Udayan-Bangladesh 03183-00208-00683	Address: Vill-Chal Rayenda, P.O.-Tafalbari, Upazila-Sharonkhola, Dist-Bagerhat. District: Bagerhat Telephone: 046863825 Mobile: 01714083670	2	902	849	6	4,605,623	1,456,951
616	Udayan Sangstha 01027-03176-00577	Address: Gunadari, Bashkhali, Chittagong District: Chittagong Mobile: 0181-8441997	1	817	561	5	3,203,598	1,586,104
617	Udoy (Akti SamajKallyanmulak Protisthan) 00389-00173-00165	Address: Baimhati, Mirzapur, Tangail District: Tangail Telephone: 09229-88173 Mobile: 0171-1731304 Email:day.sudhir@gmail.com	17	14,549	11,837	112	114,020,343	48,717,868
618	UJAN (Akti Manab Kallyan Sangstha) 01868-02583-00415	Address: 57 North zone - B, Housing Estate, Khalishpur, Khulna District: Khulna Telephone: 041-762433 Mobile: 0171-6447595	1	2,062	1,912	10	13,980,358	49,928,076
619	Ulashi Sreejony Sangha 02322-03132-00641	Address: 84 Ambika Basu lane, R.N Road, Jessore-7400 District: Jessore Telephone: 0421-68453, 67211 Mobile: 0171-2294027 Email:ussjss@btb.net.bd	2	783	662	8	6,139,327	2,419,790
620	Unit for Social Advancement (USA) 1700-00203-00632	Address: Muktijodha Road, Jibannagar, Chuadanga District: Chuadanga	1	996	887	7	4,506,390	1,810,146
621	United Development Initiatives for Programmed Actions-UDDIPAN 00123-00848-00003	Address: 9, Janota-Co-Operative Housing Society ltd. Road-1, Block-f, Ring Road, Adabor, Mohammadpur, Dhaka District: Dhaka Telephone: 02-8115459, 9145448 Mobile: 0171-314711 Fax: 880-2-9121538 Email:udpn@agni.com	219	368,576	258,082	2,144	3,713,603,688	1,323,245,139

SL No.	Name of MFIs and Licence No.	Head Office Address	No. of Branches	Clients Number	Borrowers Number	Employees Number	Loan Outstanding (in Tk.)	Total Net Savings (in Tk.)
622	United Human Social Advancement Foundation (UHSA) 00772-03919-00435	Address: Tarab, Chowdhury Vila (Ground floor), Tarab Bazar, Tarab Paurashabha, Rupgonj, Narayanganj District: Narayanganj Mobile: 0171-1354821	7	9,740	5,084	42	79,961,185	44,629,183
623	United Social Advancement 00557-02496-00515	Address: House-75 (2nd floor), Road- 5, South Baridhara R/A, (DIT Project), Badda, Dhaka-1212 District: Dhaka Telephone: 8802-9862885 Mobile: 0171-1367877, 0171-1201017, 0191-1445164 Email:anur_ed_usabd@yahoo.com	3	1,032	975	13	4,282,643	1,447,131
624	Universal Social Helping Association (USHA) 03049-01437-00714	Address: Vill + P.O.-Sajonpur, Upazila-Vedorgonj, Dist-Shariatpur District: Shariatpur	1	1,222	1,030	6	15,926,535	4,856,756
625	UNNAYAN 01224-00043-00113	Address: House-366, Road-19, Nirala Residential Area, Khulna District: Khulna Telephone: 041-732438 Mobile: 0191-1578784 Email:unnayanngo@yahoo.com	14	30,049	22,528	163	197,645,586	60,246,623
626	Unnayan Sangha (US) 05225-02132-00092	Address: New College Road, Sarderpara, Jamalpur District: Jamalpur Telephone: 0981-613471 Mobile: 0171-1813103 Email:usjam@btb.net.bd	15	7,594	7,425	40	30,921,252	16,698,845
627	UPAMA (Unnayaner Pathe Manush) 03619-02723-00009	Address: Mirzapur, Hathazari, Chittagong-4334 District: Chittagong Mobile: 0171-3008630 Email:ratan_upama@yahoo.com	2	1,366	1,008	13	8,694,196	6,865,394
628	USA 02266-01415-00484	Address: Puratan Sathkira, Assasuni Road, Sathkira-9400 District: Shatkhira Telephone: 0471-64654 Mobile: 0171-1170064	1	2,445	1,756	12	10,804,144	4,759,600
629	USHA-Unity for Social & Human Action 06432-02519-00157	Address: House-4/C, Road-7/B, Sector-9, Uttara, Dhaka-1230 District: Dhaka Telephone: 02-8953790 Mobile: 0171-1536210 Email:usha@bol-online.com	3	2,303	1,152	4	3,477,893	1,936,147
630	Uttara Development Program Society (UDPS) 03747-00981-00085	Address: Shilpa Kuthir, 9/18 Iqbal Raod, Block- A Mohammadpur, Dhaka-1207 District: Dhaka Telephone: 88-02-8120388 Mobile: 01713-371110 Email:udp_dhaka@yahoo.com	91	39,924	32,674	436	715,211,444	220,235,057
631	Uttaran 01366-02704-00277	Address: 42,Satmosjid Raod,(4th Floor), Dhanmndhi, Dhaka-1209 District: Dhaka Telephone: 04727-56283 Mobile: 0171-2762532, 0171-1182344 Email:uttaran@bdonline.com	12	29,156	19,930	163	105,114,055	53,315,422

SL No.	Name of MFIs and Licence No.	Head Office Address	No. of Branches	Clients Number	Borrowers Number	Employees Number	Loan Outstanding (in Tk.)	Total Net Savings (in Tk.)
632	Uttarayan Janakallyan Mohila Samity 04370-02938-00564	Address: House-403 (2nd floor), Lane-29, New DOHS, Mohakhali, Dhaka-1206 District: Dhaka Telephone: 02-8751023 Mobile: 0171-1536566 Fax: 880-2-9891532 Email:ugms_786@yahoo.com	11	3,238	3,032	35	20,754,060	6,143,434
633	Village & City Development Society 00287-00086-00351	Address: Taltola Bazar, Bahadurpur, Katakhal, Nalchity, Jhalokathi District: Jhalokathi Mobile: 0171-1585766	5	4,848	3,490	34	35,430,123	27,030,849
634	Village Association for Social Development (VASD) 00139-01172-00152	Address: 77/3, Block-A, Talbag, Savar, Dhaka District: Dhaka Telephone: 7711738 Mobile: 0171-1563174 Fax: 880-2-7711738 Email:vasd@bangla.net	4	6,207	3,112	38	32,475,434	20,142,908
635	Village Development Foundation (VDF) 02229-00803-00211	Address: Baraikhal, Morolgonj, Bagerhat District: Bagerhat Telephone: 04656-56008 Mobile: 0171-5548667	6	5,279	4,184	39	40,293,726	9451033
636	Village Development Mohila Sangothon (VDMS) 02195-00853-00626	Address: Station Road, Kahalo Bazar, Kahalo, Bogra District: Bogra Mobile: 0171-8506593	1	1,124	1,017	9	7,109,327	1,953,694
637	Village Education Resource Center 01275-00523-00017	Address: Block-30, Ekhlashuddin Khan Road, Anandapur, Savar, Dhaka District: Dhaka Telephone: 02-7710412, 7714214 Mobile: 0171-1647303 Fax: 880-2-7710779 Email:verc@bangla.net	40	66,560	56,655	393	878,765,364	266,840,111
638	Voluntary Activities for Social & Human Advancement Foundation 01304-00730-00665	Address: Holding # 1216/F (1), Plot# 80, Road # 8, Prashanti R/A, North Kattoli Colonel Hat, Pahartali, Chittagong-4217. District: Chittagong Telephone: 0312771150 Mobile: 01819362029	1	1,261	1,159	10	7,837,427	4,581,236
639	Voluntary Association for Rural Development Project (VARP) 01321-00992-00253	Address: Pachani, Matlab (North), Chandpur District: Chandpur Mobile: 01720082053, 01727236082	2	1,791	1,396	15	5,695,640	3,573,328
640	Voluntary Association for Rural People 00010-00891-00338	Address: Shatabdi Centre, 292 Inner Circular Raod (5th floor), Fakirapul, Dhaka-1000 District: Dhaka	7	2,843	1,399	31	25,205,714	8,332,643
641	Voluntary Organization for Social Development (VOSD) 05910-03762-00235	Address: 8/8 Lalmatia, Block-A, Dhaka-1207 District: Dhaka Telephone: 02-9126278, 9142663 Mobile: 01711-568361 Fax: 880-2-8127629 Email:vosd@dhaka.agni.com	27	47,162	45,460	226	355,617,814	26,716,899
642	VPKA Foundation 00029-00197-00243	Address: South Bhabanipur, Rajbari District: Rajbari Telephone: 0641-65579, 65356 Mobile: 0172-0513757, 0171-1420789 Email:vpkafdri@bttb.net.bd	9	13,173	10,824	78	75,925,695	27,930,099

SL No.	Name of MFIs and Licence No.	Head Office Address	No. of Branches	Clients Number	Borrowers Number	Employees Number	Loan Outstanding (in Tk.)	Total Net Savings (in Tk.)
643	Wave Foundation 04908-00607-00023	Address: Darshana Bus-stand (C&B para),Darshana, Chuadanga District: Chuadanga Telephone: 076189013 Mobile: 0171-3337550 Fax: 880-761-89013 Email:infoho@wavefoundationbd.org	68	119,833	99,017	680	1,040,933,936	272,115,734
644	Women Job Creation Centre 04902-02805-00656	Address: Jatpur, Tala, Satkhira. District: Shatkhira Mobile: 0171-6078405	1	1,555	1,099	6	5,194,893	1,858,393
645	World Concern Micro Credit Program (WCMCP) 00036-03978-00386	Address: 12/8 Iqbal Road, Block-A, Mohammadpur, Dhaka-1207 District: Dhaka Telephone: 8124543, 9138735 Mobile: 01713002280 Fax: 88-02-8113255 Email:prodipd@securenym.net	35	19,164	15,115	162	273,654,490	89,423,558
646	Young Economic Society (YES) 00624-01711-00104	Address: Majid Complex, Kandapar, Abdullahpur, Keranigonj, Dhaka District: Dhaka Mobile: 0171-3508379	2	1,230	903	12	5,060,879	2,032,732
647	Young Power in Social Action (YPSA) 00299-01249-00335	Address: House-F10 (P), Road-13, Block-B, Chandgaon R/A, Chittagong-4212 District: Chittagong Telephone: 031-672857, 2570915, 2570916 Mobile: 0171-1825068, 0181-9321432 Fax: 880-31-2570255 Email:ingo@ypsa.org	17	16,595	11,326	121	229,144,376	80,533,459
648	Young Women's Christian Association 04978-00711-00551	Address: 3/23, Iqbal Road, Mohammadpur, Dhaka-1207 District: Dhaka	13	21,900	13,106	95	147,551,872	114,283,983
649	Youth Initiative For Socio-Economic Activity 00056-01720-00734	Address: Basna, PO- Sanora-1800, Upazilla- Dhamrai, Dist- Dhaka District: Dhaka	2	1,719	1,220	12	6,690,539	4,094,949
650	Zagoroni 00599-00018-00337	Address: Barkamta, Chandina Debidwor, ComillaDistrict: Comilla Telephone: 08022-56009 Mobile: 0171-2171113 Email:zagoroni@dhaka.net	5	3,163	1,697	24	204,167,773	14,881,438

Chapter-3

Cost Analysis

Savings and Borrowing Cost Ratio of 650 MFIs
As on 30 June 2013 (Draft Data)

SL. No.	Name & Licence No. of MFIs	Savings Cost Ratio (per 100 TK.) (a)	Borrowing Cost Ratio (per 100 TK.) (b)	Total Financial Cost Ratio (per 100 TK.) (c = a+b)	General and Administrative Cost (per 100 Tk. L/O) (d)	Total Operating Cost (per 100 Tk. L/O) (e = c+d)
1	Abdul Hai Zahura Welfare Foundation 03722-03365-00529	1.17	0	1.17	14.48	15.65
2	Abdul Momen Khan Memorial Foundation (Khan Foundation) 01771-03222-00388	3.8	0	3.8	15.93	19.73
3	Abolombon Manob kalyan Shangstha 01712-01121-00260	2.69	0.58	3.27	20.51	23.78
4	Access Toward Livelihood and Welfare Oraganisation (ALWO) 00584-01897-00244	2.23	5.66	7.89	18.02	25.91
5	Action in Development- AID 11493-01429-00032	1.06	13.95	15.01	12.82	27.83
6	Action for Human Development Organization - AHDO 00684-02909-00265	1.38	2.03	3.42	14.62	18.04
7	Ad- din Welfare Centre 01730-00149-00096	2.05	2.35	4.4	15.06	19.46
8	ADAMS 02008-02954-00130	2	0	2	11.62	13.62
9	Adarsho Manob Kallyan Sangha 01863-00447-00406	2.09	3.24	5.33	14.81	20.14
10	ADESH 00091-00396-00079	4.04	0	4.04	21.15	25.19
11	Adorsha Foundation 05324-04322-00703	0.85	4.03	4.88	11.45	16.33
12	Aragati 05774-00474-00189	1.38	2.59	3.97	9.99	13.96
13	Aragati Seba Sangstha 00648-01479-00672	0.79	1.61	2.4	13.33	15.73
14	Agraha Unnayan Sangstha 02424-04685-00708	2.52	2.94	5.46	6.73	12.19
15	Agrapathik Development Foundation 00586-00030-00617	2.02	0	2.02	12.59	14.61
16	Agrodot Foundation 00255-03691-00691	1.82	2.25	4.07	10.87	14.94
17	AGROGAMI UNNAYAN SANGASTHA (AGROGAMI) 07086-04175-00727	3.45	2.62	6.06	13.99	20.05
18	Ahead Social Organization (ASO) 01180-01615-00276	1.53	2.9	4.24	13.71	17.95
19	AID-Comilla 00429-00140-00146	2.23	3.81	6.04	18.38	24.42
20	Akota Samaj Unnayan Kenddra (ASUK) 03092-01106-00401	2.29	0.2	2.49	22.58	25.07

SL. No.	Name & Licence No. of MFIs	Savings Cost Ratio	Borrowing Cost Ratio	Total Financial Cost Ratio	General and Administrative Cost (per 100 Tk. L/O)	Total Operating Cost (per 100 Tk. L/O)
		(per 100 TK.) (a)	(per 100 TK.) (b)	(per 100 TK.) (c = a+b)	(d)	(e = c+d)
21	Al Kariem Shikkha O Paribesh Unnayan Foundation 00597-00726-00663	2.15	2.65	4.8	9.36	14.16
22	Al-Falah Aam Unnayan Sangstha (AFAUS) 00339-03482-00177	2.76	2.37	5.13	15.67	20.8
23	ALAP- Association for Landless and Poor 00688-00122-00571	1.78	5.09	6.87	12.22	19.09
24	Alo Manabik Unnayan Kendra (ALO) 05291-03805-00539	2.3	0.67	2.97	24.78	27.75
25	Aloha Social Services Bangladesh (ASSB) 03260-01158-00108"	1.84	2.27	4.11	23.61	27.72
26	Alokon 02124-01512-00525	1.17	0	1.17	20.44	21.61
27	Alor Nir Somity 04781-01544-00671	3.12	1.23	4.35	9.3	13.65
28	Alor Pothe 04066-00937-00597	1.45	3.58	5.02	15.08	20.1
29	Aloshikha Rajihar Samaj Unnayan Kendra 04982-01293-00242	2.61	6.12	8.73	13.28	22.01
30	Alternateive Development Initiative 00711-00027-00303	2.38	4.44	6.83	12.44	19.27
31	AMDA Health & Environment Development Society 00136-00610-00344	3.24	2.08	5.31	17.69	23
32	Amra Kaj Kory 01613-01081-00661	3.41	0	3.41	4.27	7.68
33	Anando 02060-01912-00232	0.18	0	0.18	15.4	15.58
34	Ancholic Polli Unnayan Sangstha (APUS) 00846-01064-00637	0.93	3.97	4.9	16.23	21.13
35	Anirban Samaj Unnayan Sangstha 00701-00968-00294	1.22	11.79	13	12.14	25.14
36	Annaya Samaj Kallyan Sangstha (ASKS) 00353-02761-00298	2.36	1.21	3.57	11.77	15.34
37	Ansar Ali Foundation For Integrated Development (AFID) 00669-03433-00321	1.91	1.51	3.42	11.65	15.07
38	ANTAR Society for Development 00424-00341-00501	1.96	3.9	5.86	17.84	23.7
39	ARS Bangladesh 02814-03211-00405	0.29	5.36	5.65	7.31	12.96

SL. No.	Name & Licence No. of MFIs	Savings Cost Ratio	Borrowing Cost Ratio	Total Financial Cost Ratio	General and Administrative Cost (per 100 Tk. L/O)	Total Operating Cost (per 100 Tk. L/O)
		(per 100 TK.) (a)	(per 100 TK.) (b)	(per 100 TK.) (c = a+b)	(d)	(e = c+d)
40	Artha-Samajik Unnayan Sangstha (AUS) 02444-01871-00411	0.88	0	0.88	11.13	12.01
41	ASA 00470-00538-00100	2.44	0.20	2.64	10.84	13.48
42	Ashar Alo Unnayan Sangstha 00742-03009-00557	1.55	0	1.55	21.52	23.07
43	Ashanti Samaj Kallyan Sangstha 01865-02314-00073	2.21	7.50	9.71	12.32	22.03
44	Ashataru 03757-03001-00451	2.14	0	2.14	20.29	22.43
45	Ashrai 00609-01019-00200	2.73	0.36	3.09	19.85	22.94
46	Aso Gori Unnayan Sangstha (AGUS) 03032-02138-00467	1.13	9.96	11.09	23.83	34.92
47	ASPADA-Poribesh Unnayan Foundation 00178-00261-00199	1.78	1.54	3.32	20.76	24.08
48	Assistance for Slum Dwellers (ASD) 01153-01347-00323	5.38	0	5.38	13.16	18.54
49	Assistance for Human Resource Development With Technology (AHRDT) 00275-01123-00413	2.73	5.66	8.39	28.78	37.17
50	Assistance for Social Organization and Development -ASOD 01173-01986-00127	0.7	0.06	0.77	11.83	12.6
51	Assistance for the Livelihood of the Origins (ALO) 00752-00253-00576	1.74	1.22	2.97	11.18	14.15
52	Association for Bangladesh Social Advancement (ABSA) 00883-00034-00226	1.42	0	1.42	9.12	10.54
53	Association for Realisation of Basic Needs-ARBAN 01482-00179-00066	3.43	0.22	3.66	17.53	21.19
54	Association for Renovation of Community Health Education Services (ARCHES) 00307-02179-00056	1.64	3.86	5.5	18.77	24.27
55	Association for Advancement & Development (AAD) 01672-00390-00102	1.45	8.88	10.33	10.11	20.44
56	Association for Community Development-ACD 00540-01723-00227	1.05	2.68	3.73	10.82	14.55
57	Association for Rural Advancement in Bangladesh (ARAB) 02015-00479-00042	1.12	1.59	2.71	10.23	12.94

SL. No.	Name & Licence No. of MFIs	Savings Cost Ratio	Borrowing Cost Ratio	Total Financial Cost Ratio	General and Administrative Cost (per 100 Tk. L/O)	Total Operating Cost (per 100 Tk. L/O)
		(per 100 TK.) (a)	(per 100 TK.) (b)	(per 100 TK.) (c = a+b)	(d)	(e = c+d)
58	Association for Social Development 02471-01868-00447	4.85	1.05	5.9	12.89	18.79
59	Association for Social Development (A.S.D) 01234-03143-00593	1.52	0.05	1.57	11.29	12.86
60	Association For Social Organization In Paharpur (ASOP) 01717-00529-00174	0.72	7.99	8.72	15	23.72
61	Association for Socio-Economic Advancement of Bangladesh (ASEAB) 00104-03016-00164	1.78	0.59	2.37	10.9	13.27
62	Association for Under-privileged People-AUP 00527-00392-00058	0.93	2.6	3.53	19.74	23.27
63	Association for Women Empowerment and Child Right's (AWAC) 01457-00321-00436	3.27	4.82	8.09	20.79	28.88
64	Association of Voluntary Action for Society (AVAS) 02746-00258-00647	0	4.57	4.57	10.66	15.23
65	ATMABISWAS 00969-00226-00034	1.38	6.93	8.31	18.57	26.88
66	Aukur Palli Unnayan Kendra 00245-02077-00134	2.07	0.15	2.22	14	16.22
67	Aushgara Unnayan Sangstha 02676-02019-00325	3	0	3	16.61	19.61
68	Austha Manabik Unnayan Kendra 05866-00911-00573	1.02	3.32	4.35	11.15	15.5
69	AVA Development Society 05305-00792-00470	1.33	3.27	4.6	15.33	19.93
70	Azad Unnayan Sangstha (AUS) 01462-00943-00125	0.52	0	0.52	14.98	15.5
71	Badalgachhi Manob Kallyan Sangstha 06587-03367-00485	0.66	0	0.66	11.04	11.7
72	BADHAN GRAM UNNAYAN FOUNDATION 04782-01547-00673	3.25	0.2	3.45	10.38	13.83
73	Bahumukhi Desh Unnayan Sangsad 01268-01551-00481	1.8	0	1.8	14.77	16.57
74	Bajitpur Rural Advancement Society (BRAS) 00198-00021-00012	2.94	3.3	6.24	13.63	19.87
75	Bakergonj Forum 00983-00016-00682	2.02	4.23	6.25	36.86	43.11
76	Banaful Social Welfare Organization 00331-01733-00395	6.12	4.59	10.71	15.2	25.91

SL. No.	Name & Licence No. of MFIs	Savings Cost Ratio (per 100 TK.) (a)	Borrowing Cost Ratio (per 100 TK.) (b)	Total Financial Cost Ratio (per 100 TK.) (c = a+b)	General and Administrative Cost (per 100 Tk. L/O) (d)	Total Operating Cost (per 100 Tk. L/O) (e = c+d)
77	Banchte Shekha 03446-01309-00328	1.6	2.12	3.72	16.95	20.67
78	Bandhan Sangstha 02535-00745-00410	1.46	0.56	2.02	11.11	13.13
79	Bangio Gonounnayan samity 02839-00454-00445	0.27	0.56	0.83	12.9	13.73
80	Bangla-German Sampreet (BGS) 02798-00553-00234	0.79	0	0.79	8.29	9.08
81	Bangladesh Association for Social Advancement (BASA) 00377-00115-00046	1.29	2.51	3.8	16.97	20.77
82	Bangladesh Agricultural Working Peoples Association (BAWPA) 01740-01729-00685	1.31	1.11	2.43	8.67	11.1
83	Bangladesh Association for Community Education (BACE) 00291-02364-00560	2.45	0	2.45	16.64	19.09
84	Bangladesh Association for Sustainable Development (BASD) 05518-04426-00431	1.51	0	1.51	16.64	18.15
85	Bangladesh Association of Women for Self Empowrment (BAWSE) 01092-01305-00030	1.41	0.45	1.87	10.86	12.73
86	Bangladesh Development Society(BDS) 03160-02702-00355	1.8	5.01	6.82	15.81	22.63
87	Bangladesh Extension Education Service (BEES) 00572-02517-00263	1.8	6.8	8.6	16.49	25.09
88	Bangladesh Grameen Seba Sangstha 03072-01354-00458	4.91	2.01	6.92	18.35	25.27
89	Bangladesh Ignite Youth Society (BIYS) 02908-03316-00340	8.3	0.12	8.42	15.65	24.07
90	Bangladesh Institute of Research & Development (BIRD) 00025-00125-00084	1.97	1.15	3.12	17.32	20.44
91	Bangladesh JanaKallyan Songstha 00719-00077-00486	2.65	0.15	2.8	15.61	18.41
92	Bangladesh Rural Youth Welfare Organization (BARIO) 03310-00674-00281	1.27	6.2	7.47	17.63	25.1
93	Bangladesh Social Development Academy (BSDA) 01994-00796-00114	2.96	3.15	6.11	23.05	29.16

SL. No.	Name & Licence No. of MFIs	Savings Cost Ratio (per 100 TK.) (a)	Borrowing Cost Ratio (per 100 TK.) (b)	Total Financial Cost Ratio (per 100 TK.) (c = a+b)	General and Administrative Cost (per 100 Tk. L/O) (d)	Total Operating Cost (per 100 Tk. L/O) (e = c+d)
94	Bangladesh Palli Unnayan Foundation (B. P. D. F) 01650-02256-00562	0	6.49	6.49	24.34	30.83
95	Banglar Mela Sangstha (BMS) 04153-01588-00354	3.35	3.1	6.44	20.17	26.61
96	Bani (Social Development Foundation) 06030-04662-00488	5.81	0	5.81	17.02	22.83
97	Barendra Advancement Integrated Committee (BAIC) 06615-02316-00676	6.24	1.93	8.16	13.81	21.97
98	Barendrabhumi Samaj Unnyan Sangstha 01570-00073-00040	1.52	2.01	3.52	11.27	14.79
99	Barnaly 02035-02343-00444	3.74	0.72	4.46	18.75	23.21
100	BARSA 04792-01651-00099	3.67	1.92	5.58	17.12	22.7
101	BASCO Foundation 00829-02739-00330	1.58	3.83	5.42	18.87	24.29
102	Basic Development Society 00142-00126-00680	1.56	0	1.56	11.81	13.37
103	Basic Organization Network for Development and Humanitarian Aid for Nation (Bondhon) 01132-00227-00080	3.81	2.71	6.52	9.85	16.37
104	Basic Unit For Resource And Opportunities Of Bangladesh (Buro Bangladesh) 00004-00394-00288	1.51	8.08	9.6	10.72	20.32
105	Basoti Shomaj O Poribesh Unnayan Foundation 00131-02952-00483	2.13	2.43	4.56	12.01	16.57
106	Bastob-Initiative for Peoples Self Development 01029-00170-00346	2.01	4.33	6.34	14.08	20.42
107	Basundhara Kallyan Foundation (BKF) 00034-00011-00599	0.5	7.36	7.86	8.62	16.48
108	BEDO 00558-00067-00016	1.57	3.82	5.39	13.74	19.13
109	Beneficiary Friendship Forum (BFF) 01612-01383-00644	3.72	0.17	3.89	18.25	22.14
110	Benupur Nayapara Janoseba Sangstha 01491-00102-00543	3.98	0	3.98	18.53	22.51
111	Bhagya Unnyan Sangstha 05346-03315-00528	2.61	3.22	5.83	18.95	24.78
112	Bhaluka Foundation 00435-00948-00634	4.45	1.17	5.62	19.27	24.89
113	Bhandaripara Samaj Unnyan Sangstha 02712-00821-00588	0.89	0.04	0.93	14.1	15.03

SL. No.	Name & Licence No. of MFIs	Savings Cost Ratio	Borrowing Cost Ratio	Total Financial Cost Ratio	General and Administrative Cost (per 100 Tk. L/O)	Total Operating Cost (per 100 Tk. L/O)
		(per 100 TK.) (a)	(per 100 TK.) (b)	(per 100 TK.) (c = a+b)	(d)	(e = c+d)
114	Bhumija Foundation 03223-02173-00479	2.26	0	2.26	2.39	4.65
115	Bikalpa Unnayan Sangstha (BDS) 00514-00652-00089	0	0	0	10.59	10.59
116	BILAS (Bikalpa Life Advancement Society) 03387-03837-00391	3.78	1.94	5.72	12.21	17.93
117	Billhamia Social Development Sangstha (BSDS) 01181-00478-00442	2.28	7.39	9.68	8.74	18.42
118	BIVA 00454-00263-00070	3.44	0	3.44	16.84	20.28
119	Blind Education and Rehabilitation Development Organization (BERDO) 01626-00704-00296	2.28	1.98	4.26	20.1	24.36
120	BNPS Microfinance Trust 0044-00204-00379	3.16	0.12	3.28	19.29	22.57
121	BONDHON SAMAJKALLYAN SANGSTHA 02895-00391-00728	2.2	0	2.2	18.71	20.91
122	Bongram Samajik Unnayn Sangstha (B,S,U,S) 01778-01571-00704	1.41	3.43	4.85	13.8	18.65
123	Bosontopur Palli Sheba Sangstha 03713-01643-00648	0.91	1.01	1.92	11.18	13.1
124	BRAC 00488-00186-00065	3.17	4.7	7.88	11.85	19.73
125	BRES 01877-00531-00732	1.88	1.68	3.56	9.38	12.94
126	BRIDGE -MFI 00280-00080-00019	1.95	6.09	8.04	10.61	18.65
127	Bristi 03407-01569-00605	0.59	12.75	13.34	12.45	25.79
128	Campaign for Sustainable Development (CSD) 02135-04763-00690	2.14	0.08	2.23	16.56	18.79
129	CARITAS Bangladesh 00032-00286-00184	5	0.12	5.11	17.22	22.33
130	CARSA Foundation 01834-00654-00010	1.6	2.25	3.85	21.84	25.69
131	CCDB Microfinance Program 02636-03667-00295	1.09	3.48	4.56	12.28	16.84
132	CDO (Community Development Organization) 01912-00886-00610	2.92	0.74	3.66	8.28	11.94
133	CEDAR (Concern for Environmental Development and Research) 00929-04366-00361	2.22	1.35	3.57	18.39	21.96

SL. No.	Name & Licence No. of MFIs	Savings Cost Ratio	Borrowing Cost Ratio	Total Financial Cost Ratio	General and Administrative Cost (per 100 Tk. L/O)	Total Operating Cost (per 100 Tk. L/O)
		(per 100 TK.) (a)	(per 100 TK.) (b)	(per 100 TK.) (c = a+b)	(d)	(e = c+d)
134	Center for Rural Service (C,R,S) 02593-01229-00583	2.71	4.6	7.31	14.62	21.93
135	Centre for Mass Education in Science 01425-00165-00365	1.73	1.3	3.02	18.81	21.83
136	Centre for Action Research-Barind (CARB) 02047-00565-00170	0	8.17	8.17	17.05	25.22
137	Centre for Advanced Research and Social Action (CARSA) 00826-00499-00221	1.2	3.01	4.21	12.66	16.87
138	Centre for Community Development and Research (CCDR) 0824-02218-00633	2.83	0	2.83	5.44	8.27
139	Centre for Community Development Assistance 01032-01788-00245	1.95	2.25	4.21	15.08	19.29
140	Centre for Development Innovation and Practices 00341-00727-00097	2.99	2.41	5.4	10.32	15.72
141	Centre for Development Services (CDS) 02522-03607-00322	0.92	0	0.92	11.97	12.89
142	Centre for Integrated program and Development (CIPD) 03812-00620-00624	2.72	1.79	4.51	13.56	18.07
143	Centre for Natural Resource Studies 00990-01573-00112	2.24	2.25	4.49	21.77	26.26
144	Centre For Rehabilitation Education Earning Development (CREED) 01079-03171-00358	3.24	0.4	3.64	10.4	14.04
145	Charcha 01342-00771-00013	1.56	0.54	2.09	7.71	9.8
146	Chatana Mohila Unnayan Sangstha 01460-01673-00494	2.83	0	2.83	23.93	26.76
147	Chhatihati Nabo Uddipon Sangha 05619-01326-00662	1.74	0.08	1.84	21.75	23.59
148	CHIRANTANI 00074-00002-00098	2.4	0	2.4	16.59	18.99
149	Christian Service Society (CSS) 02578-01977-00129	2.06	0.55	2.61	11.2	13.81
150	Church of Bangladesh Social Development Program 02946-04128-00526	3.34	0	3.34	19.25	22.59
151	CLOG (Children Life Organization of Genus) 00996-00096-00506	1.85	0	1.85	14.6	16.45

SL. No.	Name & Licence No. of MFIs	Savings Cost Ratio (per 100 TK.) (a)	Borrowing Cost Ratio (per 100 TK.) (b)	Total Financial Cost Ratio (per 100 TK.) (c = a+b)	General and Administrative Cost (per 100 Tk. L/O) (d)	Total Operating Cost (per 100 Tk. L/O) (e = c+d)
152	Coastal Association for Social Transformation Trust 00956-04041-00068	1.53	4.53	6.06	14.26	20.32
153	Come to Work-CTW 00152-00608-00217	2.5	1.39	3.89	16.27	20.16
154	Community Health Care Project 01140-00202-00055	2.44	0	2.44	14.17	16.61
155	Community Development And Health Care Centre (CDHC) 02257-03643-00214	1.25	2.18	3.43	11.47	14.9
156	Community Development Centre (Codec) 01781-00048-00103	1.99	1.63	3.61	16.68	20.29
157	Community Development Program (CDP) 00357-01879-00077	0.54	0	0.54	8.87	9.41
158	Community Organization for Livelihood Improvement (COLI) 03244-00287-00171	0.71	0	0.71	28.24	28.95
159	Crescent 01509-00458-00555	3.35	2.35	5.69	10	15.69
160	Dabi Moulik Unnayan Sangstha 00947-00710-00021	1.85	1.84	3.69	15.14	18.83
161	Dak Diye Jai 01121-00835-00237	1.55	2.59	4.14	16.48	20.62
162	Daridra Bimochon Shangstha (DBS) 00791-01632-00266	1.13	2.87	4.00	15.85	19.85
163	Daridro & Paribash Unnaon Society 03933-03378-00729	3.82	0	3.82	5.05	8.87
164	Desha Shechcha Shebi Artho-Samajik Unnayan O Manobik Kallyan Sangstha 00590-00236-00141	1.49	4.58	6.07	13.54	19.61
165	Development Activites of Society 00000-00167-00724	1.63	2.59	4.21	14.46	18.67
166	Development for Society 00369-00813-00250	1.76	10.69	12.45	20.3	32.75
167	Development Initiative for Social Advancement (DISA) 01306-00480-00024	1.92	3.88	5.8	17.81	23.61
168	Development Network in Bangladesh 00877-00239-00176	1.18	0.13	1.32	23.8	25.12
169	Development of Integrated for Social Association (DISA) 02026-02628-00241	1.21	0	1.21	5.65	6.86
170	Development Organisation of the Rural Poor (DORP) 01795-01411-00185	1.07	1.77	2.84	15.52	18.36

SL. No.	Name & Licence No. of MFIs	Savings Cost Ratio (per 100 TK.) (a)	Borrowing Cost Ratio (per 100 TK.) (b)	Total Financial Cost Ratio (per 100 TK.) (c = a+b)	General and Administrative Cost (per 100 Tk. L/O) (d)	Total Operating Cost (per 100 Tk. L/O) (e = c+d)
171	Development Organization of Rural Peoples (DOORP) 02002-02305-00491	1.83	1.69	3.52	13.12	16.64
172	Dewanganj Gano Shahajjya Sangstha 05498-02167-00417	10.02	0	10.02	8.56	18.58
173	Dhaka Ahsania Mission 00109-02243-00300	1.43	3.47	4.9	12.81	17.71
174	Dhaka Rural Advancement Programs Society 00147-00922-00570"	0.62	2.41	3.02	11.34	14.36
175	Dharani Samaj Kallayan Sangstha 03909-02115-00655	1.73	3.64	5.37	10.86	16.23
176	Dhrubo Society 03471-03680-00324	1.02	0.33	1.34	7.91	9.25
177	Digonta 00656-01009-00251	4.09	0	4.09	17.62	21.71
178	Din Bandhu Society 03929-00826-00541	2.59	3.81	6.4	7.1	13.5
179	Dip Shetu 01598-02716-00350	1.6	0	1.6	22.78	24.38
180	Dip Unnayan Sangstha (DUS) 00654-00234-00033	1.38	2.47	3.86	13.05	16.91
181	DIPSHIKHA Non-Formal Education, Training and Research Society for Village Development 00681-04542-00349	0.33	0	0.33	8.33	8.66
182	Dipti Foundation 01537-03317-00631	1.34	0.95	2.29	24.75	27.04
183	Disa Bangladesh 00732-03883-00694	2.49	3.61	6.1	10.92	17.02
184	Disa Integrated Social Advancement Foundation 01467-01624-00679	2.29	3.35	5.65	4.24	9.89
185	Disabled Rehabilitation and Research Association (DRRA) 01794-01127-00630	0.88	0	0.88	9.41	10.29
186	Doel (Development Organisation for Equity & Love) 01284-00322-00220	3.63	0.15	3.77	19.29	23.06
187	DRISHTIDAN 02854-01466-00027	2.43	2.79	5.21	15.75	20.96
188	DRISTI (Akti Sechhashebi Samaj Kallyanmulak Sangstha) 00216-03127-00474	2.3	3.66	5.96	27.9	33.86
189	Dudumari Gram Unnayan Sangstha (DGUS) 01752-00192-00252	0.72	0.21	0.93	8.84	9.77

SL. No.	Name & Licence No. of MFIs	Savings Cost Ratio (per 100 TK.) (a)	Borrowing Cost Ratio (per 100 TK.) (b)	Total Financial Cost Ratio (per 100 TK.) (c = a+b)	General and Administrative Cost (per 100 Tk. L/O) (d)	Total Operating Cost (per 100 Tk. L/O) (e = c+d)
190	Dushtha Shasthya Kendra (DSK) 02100-01985-00369	2.37	2.65	5.02	11.53	16.55
191	Dustha Kallyan Sangstha (DUKS) 05168-04859-00519	0.77	4.61	5.38	9.96	15.34
192	Dynamic Welfare Society 01206-04593-00384	3.22	6.52	9.74	12.34	22.08
193	EADA (Environment & Agricultural Development Association) 00657-02312-00181	2.39	0.01	2.4	15.33	17.73
194	Eco-Social Development Organization (ESDO) 01059-03355-00203	1.37	2.37	3.74	11.19	14.93
195	Eden Education and Health Foundation 00830-01935-00538	0.67	7.27	7.95	18.57	26.52
196	Egeya Chala 01179-01059-00489	2.32	4.14	6.46	17.02	23.48
197	ENDEAVOUR (Ensure Development Activities for Vulnerable Under Privileged Rural People) 01109-00117-00031	1.48	1.42	2.9	16.05	18.95
198	Environment Council Bangladesh 00350-01308-00086	1.5	2.42	3.91	16.39	20.3
199	Environmental And Socio Economic Network (ESEN) 00914-04151-00375	2.13	0	2.13	10.82	12.95
200	Esamoti Human Development Foundation 02401-04787-00670	1.7	7.9	9.6	12.54	22.14
201	Eskander Welfare Foundation (EWF) 00283-03453-00173	1.27	0	1.27	11.28	12.55
202	Faridpur Development Agency (FDA) 03423-02757-00438	2.98	5.89	8.87	13.2	22.07
203	Focus Society 00728-00812-00209	1.34	2.35	3.68	16.91	20.59
204	Friends in Village Development Bangladesh 01688-00841-00423	1.76	2.45	4.22	11.83	16.05
205	Gana Unnayan Kendra (GUK) 03730-01746-00091	6.52	0	6.52	8.82	15.34
206	Gandhi Ashram Trust 03606-00904-00195	3.33	0	3.33	9.93	13.26
207	Gano Kallayan Society (GKS) 00373-02045-00636	2.1	0	2.1	29.2	31.3
208	Gano Milan Foundation 00254-03690-00208	1.29	7.64	8.93	11.42	20.35
209	Gano Progoti 01518-00588-00182	4.77	2.87	7.64	15.32	22.96

SL. No.	Name & Licence No. of MFIs	Savings Cost Ratio (per 100 TK.) (a)	Borrowing Cost Ratio (per 100 TK.) (b)	Total Financial Cost Ratio (per 100 TK.) (c = a+b)	General and Administrative Cost (per 100 Tk. L/O) (d)	Total Operating Cost (per 100 Tk. L/O) (e = c+d)
210	Gazipur Unnayan Sangstha (GUS) 01665-00147-00522	1.37	0.43	1.79	10.99	12.78
211	Gender Relation Advancement & Marginalized Development Society 00141-00010-00629	1.26	0	1.26	11.76	13.02
212	Ghani Welfare Foundation 01211-04430-00036	1.62	0.51	2.13	29.11	31.24
213	Ghashful 00399-01209-00160	3.25	1.45	4.7	17.96	22.66
214	GLDP (Grass-root Level Development Program) 02041-01180-00446	0.02	0	0.02	1.19	1.21
215	Gono - Unnayan Academy 02111-00580-00709	0.56	0	0.56	11.7	12.26
216	Gono Kallyan Trust 00219-01524-00147	1.62	2.46	4.08	11.91	15.99
217	Gono Kalyan Sangstha(GKS) 02772-02423-00110	0.55	3.44	3.99	6.17	10.16
218	Gono Unnayan Prochesta 00768-00647-00403	2	0.97	2.97	7.65	10.62
219	Gono Unnayayn Foundation 01916-02204-00490	0.98	0	0.98	18.05	19.03
220	Gonoshasthaya Kendra 04833-04519-00650	0.94	1.33	2.27	16.59	18.86
221	Gram Bikash Kendra 01271-01016-00183	2.16	2.33	4.49	18.08	22.57
222	Gram Bikash Sangstha (GBS) 01758-02082-00499	2.29	0	2.29	37.25	39.54
223	Gram Unnayan Karjakram (GRAUK) 02858-00277-00180	4.12	1.37	5.5	10.61	16.11
224	Gram Unnayan Karma (GUK) 02761-03196-00273	1	2.44	3.45	12.06	15.51
225	Grameen Alo 00455-00189-00511	1.14	0	1.14	8.95	10.09
226	Grameen Alo Sangstha 05796-01918-00527	2.89	0	2.89	25.09	27.98
227	Grameen Economic And Social Advancement (GESA) 00440-00065-00495	1.61	6.4	8.02	11.27	19.29
228	Grameen Jano Unnayan Sangstha (GJUS) 00552-01111-00275	0.68	1.68	2.36	7.26	9.62
229	Grameen Jono Unnayan Sangstha 03904-00198-00596	2.43	3.14	5.57	15.69	21.26
230	Grameen Krishi Foundation 00706-00960-00454	2.07	1.93	4	6.74	10.74

SL. No.	Name & Licence No. of MFIs	Savings Cost Ratio	Borrowing Cost Ratio	Total Financial Cost Ratio	General and Administrative Cost (per 100 Tk. L/O)	Total Operating Cost (per 100 Tk. L/O)
		(per 100 TK.) (a)	(per 100 TK.) (b)	(per 100 TK.) (c = a+b)	(d)	(e = c+d)
231	Grameen Krishok Sohayak Sangstha (GKSS) 02414-00814-00510	1.1	0.64	1.74	16.14	17.88
232	Grameen Manobic Unnayan Sangstha (GRAMAUS) 02830-03273-00201	1.1	2.68	3.78	15.98	19.76
233	Grameen Matsho O Pashusampad Foundation 00167-00284-00448	0.34	0.3	0.64	11.67	12.31
234	Grameen Progress 00336-00260-00161	8.02	0.64	8.66	14.67	23.33
235	Grameen Prosar 00593-01805-00140	1.86	0.72	2.59	18.13	20.72
236	Grameen Samaj Unnayan Sangstha 02802-01664-00452	0.4	0.75	1.14	1.51	2.65
237	Grameen Seba Sangstha (GSS) 00343-03944-00083	1.05	1.62	2.67	8.68	11.35
238	Grameen Unnayan Prkalpa 01434-04476-00179	2.46	1.29	3.74	18.91	22.65
239	Grameen Unnayan Sangstha (GUS) 00636-00035-00015	2.71	8.04	10.75	14.86	25.61
240	Gramer Alo 02396-03715-00589	1.14	0	1.14	8.95	10.09
241	Graush 00989-02646-00697	2.1	0.08	2.17	6.9	9.07
242	Habiganj Unnayan Sangstha 01680-00763-00062	1.49	0.15	1.64	13.49	15.13
243	Habitat & Economy Lifting Programme (HELP) 00538-00101-00191	0.82	1.7	2.52	8.3	10.82
244	Haider Akhter Banu Memorial Kallayan Foundation 01367-00200-00064	1.62	7.52	9.14	16.16	25.3
245	Hanum Health Development Foundation 06408-05124-00172	0.81	0	0.81	14.83	15.64
246	Haor Samaj Unnayan Karmasushi 00691-00109-00598	1.1	0	1.1	23.37	24.47
247	Health, Education & Economic Development Organization (HEEDO) 01662-00774-00380	1.49	0.18	1.67	19.68	21.35
248	HEED Bangladesh 01399-00645-00258	2.61	1.58	4.19	15.45	19.64
249	Help Bangladesh 01185-04747-00706	3.7	0	3.7	4.24	7.94
250	Help the Distress 00966-04418-00075	0.49	0	0.49	9.75	10.24
251	Hilful Fuzul Samaj Kallyan Sangstha 01928-02098-00393	4.9	2	6.9	23.21	30.11

SL. No.	Name & Licence No. of MFIs	Savings Cost Ratio (per 100 TK.) (a)	Borrowing Cost Ratio (per 100 TK.) (b)	Total Financial Cost Ratio (per 100 TK.) (c = a+b)	General and Administrative Cost (per 100 Tk. L/O) (d)	Total Operating Cost (per 100 Tk. L/O) (e = c+d)
252	Hitaishi-Bangladesh 00312-02309-00004	0.58	0	0.58	2.45	3.03
253	Holodia Mohila Unnayan Sangstha 00938-00810-00124	2.24	4.6	6.84	13.56	20.4
254	Homeland Association for Social Improvement 02363-00285-00109	1.42	8.78	10.2	31.63	41.83
255	Homland Development Organization 02594-01708-00615	2.43	2.84	5.28	16.87	22.15
256	HOPE 01469-02078-00517	1.2	2.35	3.54	15.67	19.21
257	Human Association for Rural Development (HARD) 00727-00467-00087	1	0.74	1.74	16.97	18.71
258	Human Care Initiatives 06481-02185-00425	4.26	0	4.26	12.91	17.17
259	IDEAL (Institute of Development Education for Advancement of Landless) 01886-01501-00118	5.64	0	5.64	14.6	20.24
260	Initiative for People's Development (IPD) 01133-01814-00399	2.2	1.03	3.23	15.84	19.07
261	Institute of Integrated Rural Development 0204-01469-00536	3.33	0	3.33	3.4	6.73
262	Integrated Development Foundation 01920-01872-00249	2.67	3.38	6.05	16.07	22.12
263	Integrated Rural Development Organization (IRDO) 00361-03311-00094	1.58	0.3	1.88	10.63	12.51
264	Integrated Service for Development of Children & Mothers 02693-01298-00007	1.2	0	1.2	29.29	30.49
265	Integrated Social Welfare Association (ISWA) 01001-00055-00259	1.56	3.02	4.58	16.08	20.66
266	Integrated Volunteers for Social Advancement (IBSA) 00949-05022-00402	2.11	6.8	8.92	33.63	42.55
267	Isamati Samaj Unnayan Sangstha 01649-00325-00591	2.74	1.35	4.09	17.67	21.76
268	Islami Social Development Organization (ISDO) 02183-00557-00342	1.72	12.39	14.1	21.34	35.44
269	Jagorani Chakra Foundation 00322-01714-00008	2.12	7.56	9.68	9.19	18.87
270	Jagrata Juba Shangha (JJS) 01638-01520-00050	3.36	0	3.36	13.19	16.55
271	JAKAS Foundation 01420-01221-00231	2.11	5.63	7.74	16.26	24
272	Jagoroni Somaj Unnayan Sangstha 06757-05004-00592	1.35	2.36	3.71	14.65	18.36

SL. No.	Name & Licence No. of MFIs	Savings Cost Ratio (per 100 TK.) (a)	Borrowing Cost Ratio (per 100 TK.) (b)	Total Financial Cost Ratio (per 100 TK.) (c = a+b)	General and Administrative Cost (per 100 Tk. L/O) (d)	Total Operating Cost (per 100 Tk. L/O) (e = c+d)
273	Jamuna Samaj Kallyan Sangstha 06492-02142-00667	2.53	0.82	3.34	19.02	22.36
274	Jana Kalyan Sangha (JKS) 00663-02220-00408	1.09	1.07	2.16	13.51	15.67
275	Janata Polli Unnayan Sangstha 01850-03826-00722	2.36	2.22	4.58	11.01	15.59
276	Jano Hitoishi Sangstha 06637-04368-00443	1.94	2.06	4	44.36	48.36
277	Janoseba 02487-00630-00310	4.32	3.52	7.83	13.98	21.81
278	Jatio Tarun Sangha 02334-01829-00736	1.76	0	1.76	8.29	10.05
279	Jhaudia Gram Unnayan Sangstha 05474-00440-00558	1.36	0	1.36	16.91	18.27
280	Jibon Sandhani Kallyan Sangstha 00177-02978-00427	1.38	6.35	7.73	5.5	13.23
281	Joutha Udyog 02838-03610-00707	1.45	0	1.45	14.09	15.54
282	Joutha Unnayan Prochesta (JUP) 06220-04807-00700	15.1	0	15.1	8.25	23.35
283	Joypurhat Rural Development Movement (JRDM) 01421-02528-00278	1.51	2.55	4.06	17.72	21.78
284	Jugabani Samaj Kallyan Sangstha (JSKS) 00244-00343-00326	1.74	9.41	11.15	15.22	26.37
285	Jugantar Samaj Unnayan Sangstha (JSUS) 00192-01282-00144	2.88	8	10.88	19.25	30.13
286	Kaduty Bazar Khudra Babshayee Samiti 05106-01187-00677	1.55	4.02	5.57	5.16	10.73
287	Kakon Bahumuki Unnayan Songstha (KBUS) 02418-00176-00540	0.92	4.52	5.44	20.16	25.6
288	Karatoa Pally Unnoyan Shangstha 03022-02787-00607	1.03	0	1.03	14.57	15.6
289	Karmarjan 04487-01682-00132	1.29	2.69	3.98	10.94	14.92
290	Karmojibi Kallyan Sangstha (KKS) 00796-04306-00428	1.12	2.24	3.36	22.31	25.67
291	Khandaker Kallyan Trust and Organization 01632-02081-00638	2.52	0	2.52	13.74	16.26
292	Khandokhetro Social Development Organization (K.S.D.O) 02196-00957-00601	1.35	0	1.35	5.41	6.76
293	Kheya (Samaj Unnayan Sangstha) 00556-05019-00565	0	0	0	12.23	12.23

SL. No.	Name & Licence No. of MFIs	Savings Cost Ratio	Borrowing Cost Ratio	Total Financial Cost Ratio	General and Administrative Cost (per 100 Tk. L/O)	Total Operating Cost (per 100 Tk. L/O)
		(per 100 TK.) (a)	(per 100 TK.) (b)	(per 100 TK.) (c = a+b)	(d)	(e = c+d)
294	Khulna Mukti Seba Sangstha (KMSS) 01222-00357-00035	1.49	3.98	5.46	12.23	17.69
295	Koinonia 00171-00155-00151	1.65	0.06	1.71	14.77	16.48
296	KPUS (Kushtia Palli Unnayan Sangstha) 01404-00160-00309	1.65	2.56	4.21	13.59	17.8
297	Kri O Samaj Kallyan Sangstha (ASPO) 01515-00548-00213	2.19	0	2.19	39.26	41.45
298	Lal Hossain Chowdhury Memorial Foundation 02774-00112-00639	1.97	1.19	3.16	17.3	20.46
299	Lustre 03701-02567-00072	1.52	0	1.52	21.2	22.72
300	Leya Health & Education Development Foundation 00037-01156-00286	1.69	3.01	4.7	12.01	16.71
301	Life Association 03157-02459-00271	1.6	0	1.6	18.7	20.3
302	Local Initiative for Empowerment (LIFE) 01481-01211-00238	1.68	0	1.68	17.09	21.77
303	Maitree Palli Unnayan Sangathon (MPUS) 00471-00528-00492	1.27	3.8	5.07	11.51	16.58
304	Maitree Seba Sangstha 02279-01355-00618	2.86	1.33	4.19	14.59	18.78
305	Malancha Foundation of Bangladesh 00108-02555-00461	1.62	4.19	5.81	21.02	26.83
306	Malek Jobeda Foundation 01276-00924-00507	0.74	0	0.74	13.22	13.96
307	Mamata 00927-01082-00218	3.66	1.08	4.73	9.31	14.04
308	Manab Kallyan Sangstha Comilla (MAKS COMILLA) 02169-02573-00716	1.49	3.47	4.96	16.78	21.74
309	Manab Sampad Unnayan Kendra (MASUK) 04591-03510-00359	1.32	3.46	4.78	13.86	18.64
310	Manab Seba Ovijan 03352-01574-00339	4.53	2.81	7.34	8.26	15.6
311	Manab Unnayan Kendra 04615-00668-00686	0.29	0	0.29	9.47	9.76
312	Manabik Shahajya Sangstha 00165-01033-00233	2.03	4.23	6.26	12.81	19.07
313	Manabsampad Kallan Sangstha (MAKS) 03822-01223-00545	2.63	4.52	7.15	20.36	27.51
314	Manob Kallyan Sangstha 00712-03137-00430	1.99	0.66	2.65	10.22	12.87

SL. No.	Name & Licence No. of MFIs	Savings Cost Ratio	Borrowing Cost Ratio	Total Financial Cost Ratio	General and Administrative Cost (per 100 Tk. L/O)	Total Operating Cost (per 100 Tk. L/O)
		(per 100 TK.) (a)	(per 100 TK.) (b)	(per 100 TK.) (c = a+b)	(d)	(e = c+d)
315	Manob Sakti Unnayan Kendro (MSUK) 03457-02024-00067	1.23	0	1.23	9.56	10.79
316	Manob Seba Sangstha 00002-04402-00556	2.4	0	2.4	18.47	20.87
317	Manob Unnayan Karmosuchi 04676-04458-00654	2.17	1.07	3.24	8.34	11.58
318	Mine Bohumukhi Samaj Kallan Samity 00404-00084-00472	10.87	6.09	16.97	10.57	27.54
319	Mirzapur Paribesh Unnayan Foundation 0678-00342-00651	2.03	1.1	3.13	12.41	15.54
320	Modern Development Organization (MDO) 01465-02227-00450	1.81	2.64	4.44	12.25	16.69
321	Mofossal Unnayan Sangstha 00172-02020-00315	2.05	4.27	6.32	15.7	22.02
322	Mohila Bohumukhi Shikkha Kendra (MBSK) 03703-01005-00363	3.02	2.58	5.6	15.15	20.75
323	Mother Advancement Assistance (MAA) 00785-00079-00223	4.41	3.35	7.76	20.46	28.22
324	Moulik Babosthapon Sangstha (B,M,S) 00295-00985-00586	1.04	2.63	3.68	18.68	22.36
325	Mousumi 00563-00229-00240	1.35	2.71	4.07	15.61	19.68
326	Mukti Cox'sbazar 00908-00278-00272	2.46	3.14	5.6	19.19	24.79
327	Mukti Nari-O-Shishu Unnayan Sangstha 01028-00279-00362	4.17	16.13	20.31	20	40.31
328	Muktipath Unnayan Kendra 01119-00936-00306	4.98	0.7	5.68	16.78	22.46
329	Muslim Aid Bangladesh 02764-00738-00368	3.19	0	3.19	12.87	16.06
330	NABARUPA POLLY 00368-01984-00742	3.19	1.63	4.82	7.55	12.37
331	Nabila Development Foundation of Bangladesh 00392-01066-00482	3.32	0	3.32	11.84	15.16
332	Nabolok Parishad 01045-00591-00158	1.41	3.06	4.47	11.76	16.23
333	Namuja Orthonoitic Unnayan Sangstha (NEDO) 00697-02433-00514	0.97	8.51	9.49	11.78	21.27
334	Nari Maitree 00976-03082-00575	1.73	0	1.73	12.95	14.68
335	Nari Uddog Kendra (NUK) 00206-00025-00149	4.55	0	4.55	19.9	24.45

SL. No.	Name & Licence No. of MFIs	Savings Cost Ratio	Borrowing Cost Ratio	Total Financial Cost Ratio	General and Administrative Cost (per 100 Tk. L/O)	Total Operating Cost (per 100 Tk. L/O)
		(per 100 TK.) (a)	(per 100 TK.) (b)	(per 100 TK.) (c = a+b)	(d)	(e = c+d)
336	Nari-O-Shishu Kallyan Sangstha (NSKS) 00102-01763-00137	1.16	8.3	9.45	16.81	26.26
337	Naria Unnayan Samity (NUSA) 00064-00327-00422	1.53	1.35	2.88	8.79	11.67
338	Narail Ashar Alo Foundation 05668-04317-00606	0.79	0	0.79	15.45	16.24
339	National Development Council (NDC) 00260-01715-00123	1.24	7.07	8.32	5.66	13.98
340	National Development Programme (NDP) 01229-00332-00222	1.21	2.41	3.62	10.52	14.14
341	Nawbagonj Integreted Poverty Aleavation Foundation 05827-02134-00646	2.05	0.92	2.97	11.91	14.88
342	Nazir (Natun Zibon Rochi) 02489-00089-00139	1.85	2.23	4.08	4.08	8.16
343	Nazrul Smriti Sangsad (N.S.S) 02786-01857-00711	1.35	0	1.35	5.72	7.07
344	NEDA Society 01666-00838-00508	1.69	1.22	2.9	18.2	21.1
345	NEED 02320-03605-00420	1.55	1.35	2.9	8.9	11.8
346	Need Foundation 02891-00626-00581	1.6	0.65	2.25	6.32	8.57
347	NEED Manabik Unnayan Kendra 01048-02421-00604	0.58	0.82	1.4	13.91	15.31
348	Network for Universal Services and Rural Advancement 01799-03314-00059	3.57	0	3.57	18.96	22.53
349	New Era Foundation 02408-01107-00061	1.16	3.26	4.42	8.41	12.83
350	New Initiative for Empowerment of the Poor 01053-01207-00566	1.48	2.07	3.55	24.37	27.92
351	Nijera Shikhi 01415-01575-00347	1.62	0	1.62	21.61	23.23
352	Nirapad Islami Gram Unnayan Sangstha 02837-01724-00602	1.49	1.44	2.93	6.21	9.14
353	Nirapod Samaj 02611-01592-00675	0.99	5.4	6.38	7.26	13.64
354	Nirman Sangathan 1489-03241-00535	4.74	0	4.74	7.51	12.25
355	Nirmol Foundation 01021-00508-00580	2	0	2	17.37	19.37
356	Nirmola Dustha Kallyan Sangstha 04817-01301-00609	3.03	1.36	4.39	10.19	14.58

SL. No.	Name & Licence No. of MFIs	Savings Cost Ratio (per 100 Tk.) (a)	Borrowing Cost Ratio (per 100 Tk.) (b)	Total Financial Cost Ratio (per 100 Tk.) (c = a+b)	General and Administrative Cost (per 100 Tk. L/O) (d)	Total Operating Cost (per 100 Tk. L/O) (e = c+d)
357	Nishkriti 02867-00786-00378	2.86	1.92	4.78	12.17	16.95
358	Niskrity Foundation 02640-01133-00352	2.14	0	2.14	32.18	34.32
359	Noakhali Rural Action Society (N-RAS) 02475-01522-00392	3.48	7.83	11.31	26.65	37.96
360	Noakhali Rural Development Society 01514-02005-00116	3.4	0.26	3.66	17.27	20.93
361	Noble Education & Literary Society 01361-00347-00418	1.7	2	3.7	19.85	23.55
362	Nobo Jibon 01510-00598-00166	2.49	6.46	8.95	10.61	19.56
363	North Bengal Rural Development Society 02678-04178-00660	1.5	0	1.5	13.16	14.66
364	North Glint Education Development Foundation 00421-01350-00513	1.4	1.5	2.9	8.15	11.05
365	Notun Shathi 04791-03146-00284	1.53	2.55	4.08	11.68	15.76
366	Nowabenki Gonomukhi Foundation 01519-00587-00345	1.53	2.69	4.23	18.73	22.96
367	Nowjuwan 01022-00629-00168	2.5	0	2.5	7.66	10.16
368	OCAB Society 01169-04138-00156	1.17	0.04	1.21	18.01	19.22
369	OPCA (Organization for the Poor Community Advancement) 01620-02596-00314	2.28	2.55	4.83	12.59	17.42
370	Organization for Rural Advancement (ORA) 04121-01370-00187	0	0	0	14.68	14.68
371	Organization for Social Advancement & Cultural Activities (OSAKA) 02428-03744-00186	1.18	2.82	4	8.59	12.59
372	Organization for Social and Economical Development (OSD) 00670-00643-00039	1.92	1.53	3.45	27.15	30.6
373	Organization for Social Peace 00888-01856-00712	2.35	3.05	5.4	20.25	25.65
374	Organization for The Poor Advancement Committee (OPAC) 06035-01175-00642	1.52	4.69	6.21	10.43	16.64
375	Oriental Foundation 05581-00961-00595	2.65	4.91	7.57	17.44	25.01

SL. No.	Name & Licence No. of MFIs	Savings Cost Ratio	Borrowing Cost Ratio	Total Financial Cost Ratio	General and Administrative Cost (per 100 Tk. L/O)	Total Operating Cost (per 100 Tk. L/O)
		(per 100 TK.) (a)	(per 100 TK.) (b)	(per 100 TK.) (c = a+b)	(d)	(e = c+d)
376	Pabna Protishsruti 01648-01342-00101	1.36	3.3	4.66	13.28	17.94
377	Padakkhep Manabik Unnayan Kendra 00181-00468-00095	1.49	5.38	6.88	15.4	22.28
378	Padma-Gorai Manobik Unnayan Sangstha 03783-02842-00658	2.69	4.75	7.43	15.43	22.86
379	Palashipara Samaj Kallyan Samity 03164-00606-00069	1.12	3	4.11	13.43	17.54
380	Palli Agragami Sangstha (RAK) 02165-00676-00175	6.03	0	6.03	8.93	14.96
381	Palli Bandhan Kendra 00313-00543-00090	2.66	1.49	4.15	16.19	20.34
382	Palli Bhandhu Unnayan Sangstha 00277-04240-00383	0.71	12.98	13.69	16.04	29.73
383	Palli Bikash Foundation (PBF) 02170-00679-00645	3.73	5.91	9.64	23.41	33.05
384	Palli Kallyan Sangstha 0286-00942-00614	2.59	2.97	5.56	10.87	16.43
385	Palli Kallyan Shikkha Society 02920-03073-00657	1.05	0	1.05	8.58	9.63
386	Palli Mongal Karmosuchi 00862-00387-00312	2.45	1.31	3.77	13.07	16.84
387	Palli Pragati Samity 02223-01083-00197	1.1	0.49	1.59	19.54	21.13
388	Palli Progoti Shahayak Samity 02178-00214-00280	1.3	3.05	4.34	15.59	19.93
389	Palli Rakkha Sangstha (PARAS) 01619-04118-00282	3	6.77	9.77	31.4	41.17
390	Palli Samonnaya O Shikkha Kallyan Parishad (Pasashik Parsad) 01235-00619-00037	2.64	0.1	2.74	18.2	20.94
391	Palli Shishu Foundation of Bangladesh 00208-05115-00331	1.75	1.98	3.73	13.37	17.1
392	Palli Sohojogi Bishoyak Sangstha (ARCO) 00984-01198-00193	1.96	6.23	8.19	16.98	25.17
393	Palli Sree 01572-00660-00313	2.24	2.91	5.15	44.41	49.56
394	Palli Unnayan Foundation (R.D.F) 02909-04702-00705	2.22	3.21	5.42	18.74	24.16
395	Palli Unnayan Parishad 01667-00832-00440	2.58	5.33	7.91	15.32	23.23
396	Palli Unnayan Sangstha 00095-01095-00554	2.56	0	2.56	28.05	30.61

SL. No.	Name & Licence No. of MFIs	Savings Cost Ratio (per 100 TK.) (a)	Borrowing Cost Ratio (per 100 TK.) (b)	Total Financial Cost Ratio (per 100 TK.) (c = a+b)	General and Administrative Cost (per 100 Tk. L/O) (d)	Total Operating Cost (per 100 Tk. L/O) (e = c+d)
397	Pally Bikash Kendra (PBK) 00529-03996-00190	2.39	2.26	4.64	14.69	19.33
398	Pally Unnayan Foundation 00388-01396-00689	1.31	1.08	2.39	5.58	7.97
399	Pally Unnayan Samaj Kallyan Sangstha 00140-01701-00254	1.06	0.01	1.07	10.83	11.9
400	Panchbibi Upazila Adibashi Multipurpose Development Organization (PUAMDO) 03517-03233-00553	1.33	7.16	8.49	8.63	17.12
401	PANJERI SAMAJ UNNAYAN SANGSTHA (PSUS) 02066-00241-00737	3.11	1.34	4.44	16.98	21.42
402	Parash Moni Samajik Unnayan Sangstha 01849-01564-00473	2.3	2.38	4.69	21.38	26.07
403	Paribar Unnayan Sangstha (FDA) 00474-00243-00178	1.67	2.57	4.24	11.89	16.13
404	Pariber O Shishu Kallyan Kendra 02819-01137-00126	2.6	0.07	2.68	27.68	30.36
405	Participatory Development Organization (PDO) 00810-00012-00453	1.46	3.32	4.78	17.41	22.19
406	Partner 03801-01542-00353	2.49	0	2.49	1.05	3.54
407	Patakuri Society 00649-00380-00261	3.24	1.3	4.54	13.23	17.77
408	Pathokoli Sangstha 01882-01666-00520	4.04	1.83	5.87	19.21	25.08
409	People's Welfare Foundation 00257-00066-00627	2.09	3.92	6.02	16.91	22.93
410	Peoples Development Society 02288-00609-00505	2.12	4.78	0	18.57	18.57
411	Peoples Oriented Program Implementation (POPI) 02150-01563-00159	2.09	3.88	5.97	17.32	23.29
412	Perfect Trust 0090-01828-00416	2.57	5.31	7.88	15.04	22.92
413	PIDIM Foundation 00935-00094-00162	2.08	2.52	4.6	15.38	19.98
414	Polli Unnayan Kormosuchi 00202-01963-00719	1.46	3.98	5.44	13.86	19.3
415	Polly Arthik Unnayan Karzocrom 00861-02582-00735	4.53	1.3	5.83	8.11	13.94
416	Polly Sheba Shangstha 00021-00760-00210	1.1	2.45	3.55	10.07	13.62
417	Poor Human Integrated Social Welfare Organization 01308-01875-00717	2.14	3.2	5.34	11.36	16.7

SL. No.	Name & Licence No. of MFIs	Savings Cost Ratio (per 100 TK.) (a)	Borrowing Cost Ratio (per 100 TK.) (b)	Total Financial Cost Ratio (per 100 TK.) (c = a+b)	General and Administrative Cost (per 100 Tk. L/O) (d)	Total Operating Cost (per 100 Tk. L/O) (e = c+d)
418	Poor Relief Services & Health Assistance Society 01398-01622-00623	0.97	2.39	3.35	15.56	18.91
419	Poor Welfare Organization (PWO) 01616-01384-00204	3.35	1.04	4.4	15.85	20.25
420	Poribar Kallyan Sahayak Samittee (PKSS) 01770-01587-00578	1.4	2.11	3.51	16.52	20.03
421	Poribar Unnayan Foundation (F,D,F) 00566-00036-00622	2.95	2.74	5.69	14.55	20.24
422	Posobid Unnayan Sangstha 00805-00006-00002	0.5	0.08	0.58	7.08	7.66
423	Poverty Alleviation and Social Advancement Association 03434-00816-00471	2.2	2.82	5.02	13.51	18.53
424	Poverty Alleviation Drive, PAD-TANGAIL 00751-00623-00255	0.29	0.49	0.78	38.45	39.23
425	Poverty Alleviation Through Participatory Rural Initiatives(Papri) 00571-00090-00107	1.96	0	1.96	13.72	15.68
426	Prantic Unnayan Society 01852-00758-00613	0.88	5.84	6.72	6.72	13.44
427	Pratibandhi Kallyan Kendra 05094-02747-00625	2.72	0	2.72	18.43	21.15
428	Prattasha Samaj Kallyan Sangstha 00535-02541-00397	1.66	10.65	12.31	16.02	28.33
429	PRISM Bangladesh 00521-00022-00307	1.49	1.94	3.43	12.13	15.56
430	Prodipan 00987-00690-00194	1.36	0	1.36	21.57	22.93
431	Progoti Samajkallyan Sangstha (PSS) 01987-01454-00048	1.36	3.56	4.92	12.27	17.19
432	Progoti Kendro 00474-01835-00437	1.79	18.36	20.15	18.55	38.7
433	Program for Community Development (PCD) 01508-00703-00135	1.02	2.1	3.12	9.42	12.54
434	Progress (Akti Samaj Unnayanmulak Sangstha) 01973-02543-00169	2.32	2.78	5.1	20.39	25.49
435	Projukti Peeth 03109-01999-00547	0.34	0.63	0.97	9.63	10.6
436	PROKAS (Proshikkan Karmasangsthan O Artha-Samajic Unnayan Sangstha) 03647-01306-00370	1.52	1.72	3.24	11.29	14.53
437	Proshika Manabik Unnayan Kendro 00152-03135-00600	3.72	0	3.72	18.74	22.46

SL. No.	Name & Licence No. of MFIs	Savings Cost Ratio	Borrowing Cost Ratio	Total Financial Cost Ratio	General and Administrative Cost (per 100 Tk. L/O)	Total Operating Cost (per 100 Tk. L/O)
		(per 100 TK.) (a)	(per 100 TK.) (b)	(per 100 TK.) (c = a+b)	(d)	(e = c+d)
438	Protiddhani Samaj Unnaya Sangstha 01925-03159-00616	1.97	0	1.97	12.83	14.8
439	Protiggya Parishad 01405-00926-00421	1.16	0	1.16	8.65	9.81
440	Protisruti Manobik Bikash Sangstha 04558-01053-00568	1.74	2.82	4.55	8.97	13.52
441	Protttoy Unnayan Sangstha 02234-00389-00020	3.28	7.46	10.74	12.58	23.32
442	Protyashi 00284-00304-00145	1.71	2.38	4.09	10.99	15.08
443	Proyas Manobik Unnayan Society 00978-00986-00248	1.49	2.99	4.47	15.46	19.93
444	Proyash Unnayan Sangstha 03596-01741-00439	2.83	0.21	3.04	15.85	18.89
445	Rajshahi Social Development Program (RSDP) 02107-00182-00074	1.87	9.95	11.81	20.45	32.26
446	Rangpur Health & Educationi Improvement Society 00933-00078-00457	3.1	1.17	4.27	20.33	24.6
447	Rangpur Unnayan Samajik Sangstha (RDSS) 02547-00551-00076	0.63	0	0.63	7.7	8.33
448	RDRS Bangladesh 00143-00175-00192	2.74	1.65	4.39	17.65	22.04
449	Relation 00302-01029-00652	1.52	0	1.52	15.84	17.36
450	Resource Development Foundation (RDF) 00924-00476-00429	0.44	11.74	12.17	22.86	35.03
451	Resource Integration Centre (RIC) 00349-01375-00167	2.06	4.28	6.33	14.72	21.05
452	Retired Grameen Banker's Foundation 02450-02480-00664	3.44	1.45	4.9	10.36	15.26
453	RISDA-Bangladesh 00018-00267-00611	0.9	0	0.9	8.78	9.68
454	Rova Foundation 00858-00806-00138	1.46	4.27	5.72	13.53	19.25
455	Rupa 02366-00671-00695	2.05	1.49	3.55	10.93	14.48
456	Rural Advancement Committee (RAC) 03012-02315-00692	1.82	0	1.82	8.36	10.18
457	Rural Advancement Committee for Bangladesh (RAC-BANGLADESH) 00903-04841-00120	1.07	0.17	1.24	10.96	12.2
458	Rural Development and Welfare Foundation (RDWF) 01565-00555-00262	3.45	0.14	3.59	17.43	21.02

SL. No.	Name & Licence No. of MFIs	Savings Cost Ratio (per 100 TK.) (a)	Borrowing Cost Ratio (per 100 TK.) (b)	Total Financial Cost Ratio (per 100 TK.) (c = a+b)	General and Administrative Cost (per 100 Tk. L/O) (d)	Total Operating Cost (per 100 Tk. L/O) (e = c+d)
459	Rural Development Associate (R,D,A) 00097-02216-00681	1.07	0.08	1.15	14.59	15.74
460	Rural Development Sangstha (RDS) 00193-00028-00374	2.43	0.71	3.14	16.74	19.88
461	Rural Economic Development Association (REDA) 01505-04521-00292	0.36	0	0.36	5.87	6.23
462	Rural Economic Development Aid Society (REDAS) 00964-00780-00432	4.86	1.44	6.3	11.66	17.96
463	Rural Economic Development Program 00194-01983-00412	4.72	0	4.72	5.71	10.43
464	Rural Economic Support & Care for the Under Privileged (RESCU) 02453-02558-00206	2.2	4.31	6.52	23.61	30.13
465	Rural Economy & Agricultural Development Organization of Bangladesh(READO) 02896-01040-00730	1.84	2.53	4.37	24.78	29.15
466	Rural Health Education and Credit Organization (Rheco) 00773-00195-00291	1.65	0.47	2.12	22.06	24.18
467	Rural Reconstruction Foundation 01372-00199-00026	0.94	6.63	7.57	14.75	22.32
468	Rural Youth Development Organization (RYDO) 00827-01334-00640	3.9	2.72	6.62	10.98	17.6
469	S,D,C, Society Development Committee 00784-00485-00582	2.27	0.26	2.53	9.39	11.92
470	Saat Ichchha Manobik Unnayan Sangstha (Saimas) 01117-02418-00122	5.76	1.02	6.78	10.05	16.83
471	Sabalambay Unnayan Samity 00696-01519-00224	1.98	1.12	3.11	23.91	27.02
472	Sabuj Bangla 05464-01825-00205	0.87	7.72	8.59	13.72	22.31
473	Sachetan Society 02461-01449-00212	1.15	3.5	4.65	15.14	19.79
474	Sachsa Sebi Palli Unnayan Sangstha - PIPASA 01531-02598-00394	0.02	1.5	1.51	28.63	30.14
475	SAFE Social Activities for Environment 05574-04861-00710	3.77	0	3.77	17.88	21.65
476	SAGAR 05041-02232-00603	3.34	1.47	4.81	12.43	17.24
477	Sagarika Samaj Unnayan Sangstha (SSUS) 00060-00062-00117	1.39	2.11	3.51	13.13	16.64
478	SAHAI Sesshashebi Pally Unnayan Sangstha 02536-00744-00301	3.37	1.84	5.21	11.01	16.22
479	Sajida Foundation 00251-155ka-00155	2.02	5.69	7.7	15.45	23.15

SL. No.	Name & Licence No. of MFIs	Savings Cost Ratio (per 100 TK.) (a)	Borrowing Cost Ratio (per 100 TK.) (b)	Total Financial Cost Ratio (per 100 TK.) (c = a+b)	General and Administrative Cost (per 100 Tk. L/O) (d)	Total Operating Cost (per 100 Tk. L/O) (e = c+d)
480	Salvation of Women Local Association (SAWLA) 0054-00057-00043	0.79	0	0.79	14.3	15.09
481	Samadhan 03073-00100-00006	1.08	3.18	4.26	8.17	12.43
482	Samaj Unnayan Kendra (SUK) 00729-00046-00082	2.13	1.15	3.28	13.28	16.56
483	Samaj Unnayan Procesta 00049-00439-00548	0.69	0	0.69	14.64	15.33
484	Samajik Sachetona O Palli Unnayan Karmasuchi (SARD) 01869-00487-00546	2.56	5.03	7.59	15.77	23.36
485	Samajik Sheba Shongothon 06113-01586-00150	1.97	1.98	3.95	13.78	17.73
486	Samakal Samaj Unnayan Sangstha (SSUS) 01573-00559-00333	1.85	1.12	2.98	14.68	17.66
487	Samannita Attonirvorsheel Samaj Unnyon Sangstha (SISDA) 01967-01203-00684	1.7	3.5	5.2	18.37	23.57
488	Samannita Samaj Unnayan Kendra 00948-01320-00561	1.58	3.39	4.97	5.25	10.22
489	Samannita Unnayan Seba Sangathan (SUSS) 01230-00434-00051	1.42	1.31	2.73	21.95	24.68
490	Samata Unnyan Sangstha 01466-03813-00364	3.68	2.26	5.94	15.55	21.49
491	Sammannita Samaj Unnayan Sangstha (ICDA) 00615-03147-00289	2.31	3.27	5.58	16.3	21.88
492	SAMMILON FOUNDATION 00016-03290-00619	1.94	0	1.94	15.35	17.29
493	Sanchayan Unnayan Sangstha (SUS) 01645-04174-00696	3.13	1.47	4.61	18.24	22.85
494	Sancred Welfare Foundation (SWF) 00315-02052-00054	1.37	0.08	1.45	26.27	27.72
495	Sangkalpa Trust 02117-01261-00409	1.26	3.54	4.81	21.8	26.61
496	Sangram (Sangathita Gramunnayan Karmasuchee) 03782-00958-00188	1.18	3.78	4.96	18.71	23.67
497	Santal Mission Norwegian Board 00314-02594-00407	1.34	0.28	1.61	15.95	17.56
498	Saptagram Nari Swanirvar Parishad 01884-02230-00121	1.66	0	1.66	14.34	16
499	Sathi Unnayan Sangstha 03394-01823-00741	2.7	0	2.7	15.46	18.16
500	Satkhira Unnayan Sangstha (SUS) 00895-00696-00225	0.26	0.58	0.84	2.04	2.88

SL. No.	Name & Licence No. of MFIs	Savings Cost Ratio (per 100 TK.) (a)	Borrowing Cost Ratio (per 100 TK.) (b)	Total Financial Cost Ratio (per 100 TK.) (c = a+b)	General and Administrative Cost (per 100 Tk. L/O) (d)	Total Operating Cost (per 100 Tk. L/O) (e = c+d)
501	Save Our Life 00175-02025-00563	3.74	2.93	6.66	13.71	20.37
502	Save Our Society 00229-01630-00332	0.21	0	0.21	7.95	8.16
503	Saviour (SAVIOUR) 00232-01067-00574	2.32	2.36	4.68	25.54	30.22
504	SDS 03074-04616-00229	1.61	2.54	4.16	12.6	16.76
505	Seba Artha Samajik Unnayan Sangstha 05267-02974-00688	3.36	0	3.36	11.81	15.17
506	Seba Environment Development Society 01689-01092-00530	1.49	5.45	6.94	19.42	26.36
507	SEBA- Social Edification of Benign Assimilation Society 02821-04576-00320	2.56	0	2.56	5.84	8.4
508	Self-Help & Rehabilitation Program 02630-02645-00308	2.05	1.64	3.69	14.42	18.11
509	SERWTICI- Self- Employment for Rural Destitute Women Through Cottage industries 04086-04801-00371	0.09	0	0.09	16.97	17.06
510	SETU 03033-03265-00049	1.54	0.67	2.21	20.34	22.55
511	Seva Manabik Unnayan Kendra 00668-00530-00552	0.21	0.55	0.76	2.83	3.59
512	Shakharunjo Samaj Unnayan Sangstha 04903-02203-00480	0.72	0.91	1.63	9.75	11.38
513	Shakaler Jannya Kallyan 02371-01271-00257	0.55	1.54	2.09	18.12	20.21
514	Shakti Foundation for Disadvantaged women 00176-00059-00018	1.56	4.71	6.27	16.47	22.74
515	Shamoli Polli Unnayan Sangstha 00760-01412-00674	1.61	4.61	6.21	13.63	19.84
516	Shanti Prio Sangstha 00926-01517-00460	1.74	7.76	9.49	9.55	19.04
517	Shanti Uddyog Trust-SUT 0253-03651-00464	2.94	9.73	12.68	11.55	24.23
518	Shapla Gram Unnayan Sangstha 05318-00561-00053	1.08	4.06	5.14	14.42	19.56
519	Shaplaful 01188-00449-00196	0	0.78	0.78	3.12	3.9
520	Shatabdee Palli Unnayan Sangstha 02767-00939-00348	2.98	1.97	4.95	9.29	14.24
521	Shawdesh Unnayan Kendra-SUK 00256-03650-00426	1.34	0	1.34	13.63	14.97

SL. No.	Name & Licence No. of MFIs	Savings Cost Ratio (per 100 TK.) (a)	Borrowing Cost Ratio (per 100 TK.) (b)	Total Financial Cost Ratio (per 100 TK.) (c = a+b)	General and Administrative Cost (per 100 Tk. L/O) (d)	Total Operating Cost (per 100 Tk. L/O) (e = c+d)
522	Sheba Manab Kallyan Kendra (SMKK) 03182-00207-00143	1.23	12.3	13.53	21.4	34.93
523	Shefali Mohila Kallayan Sango 05632-02919-00718	0.37	0	0.37	4.59	4.96
524	SHESO 02991-02053-00678	3.01	2.5	5.51	19.87	25.38
525	Shetu Bangladesh 00188-00254-00198	5.12	1.79	6.91	30.62	37.53
526	Shikha Samaj Kalyan Sangstha 01388-01705-00668	2.09	1.54	3.64	16.35	19.99
527	Shiropa Development Society 02516-01291-00468	1.54	2.33	3.86	12.79	16.65
528	Shishu Niloy Foundation 05136-00895-00001	1.22	2.43	3.65	10.43	14.08
529	Shishu Sasthya Foundation, Bangladesh 01359-03407-00216	1.55	0	1.55	18.19	19.74
530	Shital Kamramukhi Unnayan Sangstha 00553-00103-00462	5.73	0.1	5.83	15.61	21.44
531	Shotophool Banladesh 01116-00072-00207	1.07	4.01	5.08	10.06	15.14
532	Shusamaj Foundation 00818-01310-00687	0	0	0	6.57	6.57
533	SHUSHILAN 00345-00075-00038	3.39	5.36	8.75	10.75	19.5
534	Sisa Jubo Samaj Kallayan Sangstha 01742-01625-00549	2.88	0.35	3.23	12	15.23
535	SKS Foundation 01621-00534-00045	1.33	3.9	5.23	18.54	23.77
536	Sneha Neer Sangstha 00621-02007-00498	0.59	4.69	5.28	17.43	22.71
537	Social Earn Baking Advancement (SEBA) 01910-00250-00088	6.36	7.34	13.7	7.07	20.77
538	Social Welfare and Economical Development Organization 03717-01777-00366	1.63	0	1.63	17.18	18.81
539	Social & Cultural Development Foundation (S.C.D.F) 06013-02779-00669	2.49	5.19	7.67	11.82	19.49
540	Social Advancement for Village Environment (SAVE) 00151-01548-00537	1.01	0	1.01	25.26	26.27
541	Social Advancement for People's Liberation Agency (SAPLA) 04176-03569-00316	4.83	1.2	6.03	34.35	40.38
542	Social Advancement Through Unity (SATU) 01300-00405-00047	1.83	2.26	4.09	14.2	18.29

SL. No.	Name & Licence No. of MFIs	Savings Cost Ratio	Borrowing Cost Ratio	Total Financial Cost Ratio	General and Administrative Cost (per 100 Tk. L/O)	Total Operating Cost (per 100 Tk. L/O)
		(per 100 TK.) (a)	(per 100 TK.) (b)	(per 100 TK.) (c = a+b)	(d)	(e = c+d)
543	Social And Economic Enhancement Programme-Seeep 00014-00052-00044	2.46	4.83	7.3	25.5	32.8
544	Social Assistance and Rehabilitation for the Physically Vulnerable 00952-00132-00542	2.93	2.72	5.65	20.74	26.39
545	Social Association for Future Establishment (SAFE) 06990-02845-00666	2.01	4.44	6.45	15.03	21.48
546	Social Development Associatioin 05948-03390-00620	2.67	1.75	4.41	17.65	22.06
547	Social Development Association 06344-01621-00531	1.73	4.62	6.35	15.52	21.87
548	Social Development Committee (SDC) 02703-01896-00702	2.63	1.94	4.57	17.1	21.67
549	Social Development Organization (S.D.O) 00845-01185-00590	1.48	5.6	7.08	17.82	24.90
550	Social Development Programme 00946-04331-00635	1.05	5.42	6.47	14.16	20.63
551	Social Organization for Voluntary Advancement (SOVA) 00736-02038-00215	2.89	0	2.89	16	18.89
552	Social Upliftment Society (SUS) 00161-00209-00014	2.16	1.26	3.42	14.13	17.55
553	Social Welfare Advancement Committee (SWACO) 05222-02410-00585	0.58	0.62	1.2	14.72	15.92
554	Society Development Committee (SDC) 03665-02837-00343	2.08	1.73	3.81	11.19	15
555	Society for Action Research and Development 05797-03838-00283	1.41	0.69	2.1	16.04	18.14
556	Society For Advancement Of Rural Area (SARA) 05744-04167-00319	1.71	2.03	3.74	10.05	13.79
557	Society for Assistance to the Distressed Humanity 01784-03540-00544	2.17	0.8	2.97	14.42	17.39
558	Society for Development Initiatives 01239-03336-00154	1.53	2.54	4.07	15.52	19.59
559	Society for Development of Self Reliance in Bangladesh 00560-00262-00465	2.05	3.15	5.2	15.91	21.11
560	Society for Disadvantage Origins 02009-00571-00509	1.43	0.93	2.36	18.84	21.20
561	Society for Family Happiness & Prosperity 01076-00719-00111	5.2	4.95	10.15	13.56	23.71
562	Society for Particepatory Economic Social Development (SPESD-Bangladesh) 03816-02456-00398	1.48	3.61	5.09	15.66	20.75

SL. No.	Name & Licence No. of MFIs	Savings Cost Ratio (per 100 TK.) (a)	Borrowing Cost Ratio (per 100 TK.) (b)	Total Financial Cost Ratio (per 100 TK.) (c = a+b)	General and Administrative Cost (per 100 Tk. L/O) (d)	Total Operating Cost (per 100 Tk. L/O) (e = c+d)
563	Society for Project Implementation Research Evaluation & Training (SOPIRET) 01874-02086-00279	1.85	1.78	3.62	11.44	15.06
564	Society for Social Advancement of Rural People 01278-03047-00534	2.28	5.64	7.92	29.92	37.84
565	Society for Social Development and Economy (SSDE) 01136-01051-00367	1.75	1.23	2.98	18.97	21.95
566	Society for Social Service (SSS) 00645-01002-00025	3.55	3	6.55	14.47	21.02
567	Society for UDDOG. 03395-00446-00738	3.44	0.24	3.68	14.85	18.53
568	Society for Unhappy & Needy 06259-04852-00500	2.97	0	2.97	21.06	24.03
569	Society For Urban And Rural Advancement 04785-04318-00502	0	0	0	20.14	20.14
570	Socio Economic Backing Association (SEBA) 01151-00141-00287	2.61	1.26	3.87	20.01	23.88
571	Socio Economic Development Agency (SEDA) 02168-04123-00424	2.73	0.7	3.43	23.84	27.27
572	Socio Economic Health Education Organization 01826-01668-00532	0.84	2.4	3.24	28.24	31.48
573	Socio-Economic And Environment Development Sangstha 00886-02685-00466	2.09	3.25	5.34	14.04	19.38
574	Society for Development Actions for Nation Towards Advancement (Deganta) 00745-00944-00382	3.78	0.2	3.98	15.49	19.47
575	Society for Peace & Charity 00970-01028-00455	1.84	2.53	4.37	24.78	29.15
576	Society of Renaisa Bangladesh 02109-03307-00414	3.12	1.68	4.8	20.52	25.32
577	SOJAG 01294-02087-00011	0.77	5.13	5.9	9.56	15.46
578	Somaj Unnoyan Karjocrom (SUK) 01682-00678-00594	1.62	3.01	4.63	23.35	27.98
579	SOMAN 02655-01032-00341	0.26	0	0.26	26.34	26.6
580	Sonali Bhabishyat 00203-00656-00377	2.23	3.47	5.71	18.71	24.42
581	Sonali Unnayan Foundation 00071-02963-00385	3.93	0	3.93	6.12	10.05
582	Sonali Unnayan Foundation (SUF) 03792-03301-00005	2.13	1.06	3.19	14.49	17.68
583	Soochana 00139-01289-00060	1.5	0	1.5	13.52	15.02

SL. No.	Name & Licence No. of MFIs	Savings Cost Ratio (per 100 TK.) (a)	Borrowing Cost Ratio (per 100 TK.) (b)	Total Financial Cost Ratio (per 100 TK.) (c = a+b)	General and Administrative Cost (per 100 Tk. L/O) (d)	Total Operating Cost (per 100 Tk. L/O) (e = c+d)
584	Sopnil Bangladesh Foundation 00124-00809-00733	3.52	0	3.52	15.66	19.18
585	Soul Foundation for Disadvantaged Women 04014-03552-00503	1.79	0.8	2.6	26.71	29.31
586	South Asia Partnership-Bangladesh 00452-03124-00302	1.87	3.18	5.05	14.15	19.2
587	Sram Unnayan Sangstha 01301-00146-00219	1.81	2.31	4.12	24.07	28.19
588	Srijan Mohila Sangstha 01677-02499-00649	2.67	0	2.67	6.68	9.35
589	Sristy (SRISTY) SOCIETY FOR RURAL IMPROVEMENT AND STABILITY 00600-00238-00693	1.6	0	1.6	7.51	9.11
590	Srizony Bangladesh 00675-01941-00239	0.9	4.07	4.97	7.74	12.71
591	Step for Advanced Future and Economy (SAFE) 01661-02284-00236	2.33	1.28	3.61	15.54	19.15
592	Step Towards Empowerment of the Poor (STEP) 03227-00309-00327	2.17	0	2.17	20.86	23.03
593	Sthanio Unnayan Sangstha 01996-00602-00297	3.33	3.87	7.2	20.25	27.45
594	Stitching Land Ontwikkelings Project Bangladesh 01577-01807-00476	0.46	0	0.46	12.58	13.04
595	Suchana Samaj Unnayan Sangstha 02373-04595-00267	1.14	2.83	3.97	16.15	20.12
596	Support for Rural Advancement Society 00396-01811-00041	1.98	0	1.98	30.75	32.73
597	Supta Protiva Bikash Sangstha 05400-01060-00698	1.19	0	1.19	17.19	18.38
598	Suryasarathi Foundation 00067-201KA-00419	1.29	4.31	5.59	12.84	18.43
599	Sustainable Upliftment Initiative Trust (SUITT) 05895-02402-00720	3.22	13.03	16.26	43.06	59.32
600	Swadesh Unnayan Sangstha-Gopalganj (SUSG) 01259-00750-00559	1.68	0	1.68	12.78	14.46
601	Swakalpa Society 00848-00578-00608	1.6	2	3.59	17.29	20.88
602	Swanirvar Bangladesh 00495-03562-00311	2.03	0.7	2.73	17.53	20.26
603	Tamanna Foundation 00632-04035-00701	5.54	0	5.54	18.79	24.33
604	Taltala Jubo Unnayan Sangstha(Taida) 01547-00063-00093	1.2	0	1.2	14.53	15.73

SL. No.	Name & Licence No. of MFIs	Savings Cost Ratio (per 100 TK.) (a)	Borrowing Cost Ratio (per 100 TK.) (b)	Total Financial Cost Ratio (per 100 TK.) (c = a+b)	General and Administrative Cost (per 100 Tk. L/O) (d)	Total Operating Cost (per 100 Tk. L/O) (e = c+d)
605	Tarana Trust 2370-00151-00653	2.52	4.53	7.05	15.95	23
606	Tarango 01152-01809-00523	2.68	0.42	3.11	18.89	22
607	Technical Assistance For Rural Development 01822-02985-00699	5.11	1.2	6.31	16.17	22.48
608	Tekshoi Unnayan Sangstha 00428-01937-00621	2.53	0	2.53	14.82	17.35
609	Thanapara Swallows Development Society 01921-04875-00550	2.58	0	2.58	12.4	14.98
610	The Coastal Rural and Urban Poor Development Association (The Crupda) 00749-00516-00434	0.92	7.05	7.97	10.04	18.01
611	The Garo Baptist Convention Christian Health project, Joyramkura 04540-04427-00376	0	2.14	2.14	15.48	17.62
612	TMSS 00704-00470-00105	1.91	4.22	6.13	11.45	17.58
613	Tribedi Mahila Samaj Unnayan Sangstha 00803-00269-00521	0.77	0	0.77	12.37	13.14
614	Udayan Samity (US) 01714-01452-00587	2.26	2.22	4.49	12.65	17.14
615	Udayan-Bangladesh 03183-00208-00683	2.09	4.49	6.58	6.03	12.61
616	Udayan Sangstha 01027-03176-00577	1.86	3.09	4.95	15.5	20.45
617	Udoy (Akti SamajKallyanmulak Protisthan) 00389-00173-00165	6.48	5.15	11.63	12.61	24.24
618	UJAN (Akti Manab Kallyan Sangstha) 01868-02583-00415	11.81	21.92	33.72	30.66	64.38
619	Ulashi Sreejony Sangha 02322-03132-00641	1.77	0	1.77	19.49	21.26
620	Unit for Social Advancement (USA) 1700-00203-00632	2.19	0	2.19	19.34	21.53
621	United Development Initiatives for Programmed Actions-UDDIPAN 00123-00848-00003	1.8	4.48	6.29	12.77	19.06
622	United Human Social Advancement Foundation (UHSA) 00772-03919-00435	2.29	3.61	5.9	11.73	17.63
623	United Social Advancement 00557-02496-00515	1.65	0.00	1.65	19.69	21.34
624	Universal Social Helping Association (USHA) 03049-01437-00714	1.62	4.84	6.45	5.73	12.18

SL. No.	Name & Licence No. of MFIs	Savings Cost Ratio	Borrowing Cost Ratio	Total Financial Cost Ratio	General and Administrative Cost (per 100 Tk. L/O)	Total Operating Cost (per 100 Tk. L/O)
		(per 100 TK.) (a)	(per 100 TK.) (b)	(per 100 TK.) (c = a+b)	(d)	(e = c+d)
625	UNNAYAN 01224-00043-00113	1.59	2.39	3.98	22.50	26.48
626	Unnayan Sangha (US) 05225-02132-00092	4.88	0	4.88	16.54	21.42
627	UPAMA (Unnayaner Pathe Manush) 03619-02723-00009	5.24	0.46	5.70	28.21	33.91
628	USA 02266-01415-00484	2.25	0	2.25	9.89	12.14
629	USHA-Unity for Social & Human Action 06432-02519-00157	1.25	0	1.25	10.40	11.65
630	Uttara Development Program Society (UDPS) 03747-00981-00085	1.66	4.27	5.93	14.90	20.83
631	Uttaran 01366-02704-00277	3.25	0.58	3.82	15.28	19.10
632	Uttarayan Janakallyan Mohila Samity 04370-02938-00564	0.46	0	0.46	11.45	11.91
633	Village & City Development Society 00287-00086-00351	5.24	3.10	8.33	15.27	23.60
634	Village Association for Social Development (VASD) 00139-01172-00152	2.53	11.76	14.29	20.46	34.75
635	Village Development Foundation (VDF) 02229-00803-00211	0.37	0.57	0.93	11.82	12.75
636	Village Development Mohila Sangothon (VDMS) 02195-00853-00626	1.62	4.15	5.76	13.26	19.02
637	Village Education Resource Center 01275-00523-00017	1.59	1.97	3.57	9.85	13.42
638	Voluntary Activities for Social & Human Advancement Foundation 01304-00730-00665	1.32	0	1.32	20.36	21.68
639	Voluntary Association for Rural Development Project (VARP) 01321-00992-00253	0.94	1.94	2.88	9.30	12.18
640	Voluntary Association for Rural People 00010-00891-00338	1.34	6.51	7.85	31.56	39.41
641	Voluntary Organization for Social Development (VOSD) 05910-03762-00235	0.18	0.79	0.97	22.88	23.85
642	VPKA Foundation 00029-00197-00243	1.98	2.77	4.75	17.52	22.27
643	Wave Foundation 04908-00607-00023	1.31	4.29	5.60	14.50	20.10
644	Women Job Creation Centre 04902-02805-00656	1.85	0	1.85	0.10	1.95

SL. No.	Name & Licence No. of MFIs	Savings Cost Ratio (per 100 TK.) (a)	Borrowing Cost Ratio (per 100 TK.) (b)	Total Financial Cost Ratio (per 100 TK.) (c = a+b)	General and Administrative Cost (per 100 Tk. L/O) (d)	Total Operating Cost (per 100 Tk. L/O) (e = c+d)
645	World Concern Micro Credit Program (WCMCP) 00036-03978-00386	1.48	0.03	1.51	18.72	20.23
646	Young Economic Society (YES) 00624-01711-00104	0.84	0	0.84	6.47	7.31
647	Young Power in Social Action (YPSA) 00299-01249-00335	1.32	1.92	3.24	11.17	14.41
648	Young Women's Christian Association 04978-00711-00551	3.92	0	3.92	13.99	17.91
649	Youth Initiative For Socio-Economic Activity 00056-01720-00734	2.92	2.21	5.12	36.78	41.90
650	Zagoroni 00599-00018-00337	3.31	0.27	3.58	20.51	24.09

Chapter-4

Profitability Ratio

Profitability Ratio of 650 MFIs
As on 30 June 2013 (Draft Data)

SL. No.	Name & Licence No. of MFIs	Portfolio Yield	Interest Rate Spread	Return on Asset (ROA)	Operation Self-Sufficiency (OSS)
1	Abdul Hai Zahura Welfare Foundation 03722-03365-00529	18.62	17.99	4.06	123.26
2	Abdul Momen Khan Memorial Foundation (Khan Foundation) 01771-03222-00388	33.51	29.71	6.54	136.97
3	Abolombon Manob kalyan Shangstha 01712-01121-00260	25.37	22.1	1.77	106.67
4	Access Toward Livelihood and Welfare Oraganisation (ALWO) 00584-01897-00244	10.72	8.48	-1.17	89.10
5	Action in Development- AID 11493-01429-00032	22.63	7.62	0.03	80.86
6	Action for Human Development Organization-AHDO 00684-02909-00265	25.42	22.01	6.1	140.95
7	Ad- din Welfare Centre 01730-00149-00096	22.17	17.77	4.19	111.92
8	ADAMS 02008-02954-00130	22.98	20.98	8.39	163.5
9	Adarsho Manob Kallyan Sangha 01863-00447-00406	21.44	16.11	1.51	106.14
10	ADESH 00091-00396-00079	26.48	22.45	0.53	101.31
11	Adorsha Foundation 05324-04322-00703	18.79	13.91	3.02	115.07
12	Aragati 05774-00474-00189	19.24	15.27	5.54	135.48
13	Aragati Seba Sangstha 00648-01479-00672	23.4	21	7.89	148.82
14	Agraha Unnayan Sangstha 02424-04685-00708	14.26	8.81	1.82	114.79
15	Agrapathik Development Foundation 00586-00030-00617	15.12	13.1	4.22	103.55
16	Agroduct Foundation 00255-03691-00691	14.6	10.53	1.97	97.72
17	AGROGAMI UNNAYAN SANGASTHA (AGROGAMI) 07086-04175-00727	24.38	18.32	0.71	96.33
18	Ahead Social Organization (ASO) 01180-01615-00276	25.28	21.04	6.58	141.4
19	AID-Comilla 00429-00140-00146	26.26	20.22	1.12	96.03
20	Akota Samaj Unnayan Kendra (ASUK) 03092-01106-00401	30.65	28.16	6.66	122.29
21	Al Kariem Shikkha O Paribesh Unnayan Foundation 00597-00726-00663	17.24	12.44	-0.08	96.45

SL. No.	Name & Licence No. of MFIs	Portfolio Yield	Interest Rate Spread	Return on Asset (ROA)	Operation Self-Sufficiency (OSS)
22	Al-Falah Aam Unnayan Sangstha(AFAUS) 00339-03482-00177	27.71	22.58	5.92	133.25
23	ALAP- Association for Landless and Poor 00688-00122-00571	24.53	17.66	4.70	126.58
24	Alo Manabik Unnayan Kendra (ALO) 05291-03805-00539	17.23	14.26	1.45	62.10
25	Aloha Social Services Bangladesh (ASSB) 03260-01158-00108	26.85	22.74	0.03	91.12
26	Alokon 02124-01512-00525	18.93	17.76	0.63	85.87
27	Alor Nir Somity 04781-01544-00671	16.61	12.26	3.20	121.71
28	Alor Pothe 04066-00937-00597	21.58	16.56	2.99	93.42
29	Aloshikha Rajihar Samaj Unnayan Kendra 04982-01293-00242	22.08	13.21	0.76	91.29
30	Alternative Development Initiative 00711-00027-00303	24.46	17.63	5.90	125.86
31	AMDA Health & Environment Development Society 00136-00610-00344	26.20	20.88	3.88	111.98
32	Amra Kaj Kory 01613-01081-00661	18.44	15.03	7.81	240.11
33	Anando 02060-01912-00232	19.51	19.32	4.43	124.85
34	Ancholic Polli Unnayan Sangstha (APUS) 00846-01064-00637	20.71	15.82	0.21	97.27
35	Anirban Samaj Unnayan Sangstha 00701-00968-00294	21.60	8.59	-6.31	68.49
36	Annaya Samaj Kallyan Sangstha (ASKS) 00353-02761-00298	16.16	12.59	1.27	105.31
37	Ansar Ali Foundation for Integrated Development (AFID) 00669-03433-00321	21.53	18.11	5.38	135.07
38	ANTAR Society for Development 00424-00341-00501	29.75	23.89	4.08	116.52
39	ARS Bangladesh 02814-03211-00405	17.97	12.32	4.19	124.64
40	Artha-Samajik Unnayan Sangstha (AUS) 02444-01871-00411	15.76	14.87	3.69	110.45
41	ASA 00470-00538-00100	25.85	23.22	11.44	176.8
42	Ashar Alo Unnayan Sangstha 00742-03009-00557	17.21	15.66	-5.05	74.6
43	Ashanti Samaj Kallyan Sangstha 01865-02314-00073	19.34	9.63	1.10	85.52
44	Ashataru 03757-03001-00451	23.32	21.18	0.05	99.33

SL. No.	Name & Licence No. of MFIs	Portfolio Yield	Interest Rate Spread	Return on Asset (ROA)	Operation Self-Sufficiency (OSS)
45	Ashrai 00609-01019-00200	25.93	22.85	3.39	108.68
46	Aso Gori Unnayan Sangstha (AGUS) 03032-02138-00467	20.98	9.89	1.96	60.09
47	ASPADA-Poribesh Unnayan Foundation 00178-00261-00199	25.82	22.5	2.93	103.96
48	Assistance for Slum Dwellers (ASD) 01153-01347-00323	19.5	14.12	1.12	105.17
49	Assistance for Human Resource Development With Technology (AHRDT) 00275-01123-00413	27.93	19.54	-3.10	75.15
50	Assistance for Social Organization and Development -ASOD 01173-01986-00127	10.05	9.29	0.31	78.69
51	Assistance for the Livelihood of the Origins (ALO) 00752-00253-00576	13.83	10.87	-1.03	91.49
52	Association for Bangladesh Social Advancement (ABSA) 00883-00034-00226	15.22	13.8	4.79	144.36
53	Association for Realisation of Basic Needs- ARBAN 01482-00179-00066	24.69	21.04	3.11	114.71
54	Association for Renovation of Community Health Education Services (ARCHES) 00307-02179-00056	24.05	18.55	1.13	99.12
55	Association for Advancement & Development(AAD) 01672-00390-00102	14.97	4.64	0.00	71.37
56	Association for Community Development-ACD 00540-01723-00227	20.07	16.34	3.06	117.66
57	Association for Rural Advancement in Bangladesh (ARAB) 02015-00479-00042	20.97	18.27	8.72	164.46
58	Association for Social Development 02471-01868-00447	17.88	11.98	0.68	95.15
59	Association for Social Development (A.S.D) 01234-03143-00593	21.8	20.23	7.91	156.05
60	Association For Social Organization In Paharpur (ASOP) 01717-00529-00174	19.99	11.27	-3.57	79.49
61	Association for Socio-Economic Advancement of Bangladesh (ASEAB) 00104-03016-00164	20.52	18.15	7.12	153.79
62	Association for Under-privileged People-AUP 00527-00392-00058	25.01	21.47	3.37	105.09
63	Association for Women Empowerment and Child Right's (AWAC) 01457-00321-00436	26.76	18.68	2.07	91.61
64	Association of Voluntary Action for Society (AVAS) 02746-00258-00647	15.62	11.05	0.64	102.54

SL. No.	Name & Licence No. of MFIs	Portfolio Yield	Interest Rate Spread	Return on Asset (ROA)	Operation Self-Sufficiency (OSS)
65	ATMABISWAS 00969-00226-00034	25.96	17.64	0.96	96.33
66	Aukur Palli Unnayan Kendra 00245-02077-00134	25.19	22.98	9.51	147.8
67	Aushgara Unnayan Sangstha 02676-02019-00325	23.97	20.97	4.40	122.19
68	Austha Manabik Unnayan Kendra 05866-00911-00573	18.42	14.07	2.54	112.11
69	AVA Development Society 05305-00792-00470	26.85	22.25	1.61	105.08
70	Azad Unnayan Sangstha (AUS) 01462-00943-00125	17.63	17.11	2.08	113.75
71	Badalgachhi Manob Kallyan Sangstha 06587-03367-00485	13.77	13.11	2.24	117.61
72	BADHAN GRAM UNNAYAN FOUNDATION 04782-01547-00673	17.42	14.02	4.27	127.75
73	Bahumukhi Desh Unnayan Sangsad 01268-01551-00481	26.49	24.69	6.94	131.48
74	Bajitpur Rural Advancement Society (BRAS) 00198-00021-00012	27.88	21.64	4.85	119.83
75	Bakergonj Forum 00983-00016-00682	24.15	17.90	1.69	54.14
76	Banaful Social Welfare Organization 00331-01733-00395	25.83	15.12	0.40	97.60
77	Banchte Shekha 03446-01309-00328	20.12	16.40	0.27	95.67
78	Bandhan Sangstha 02535-00745-00410	24.72	22.71	11.69	169.42
79	Bangio Gonounnayan samity 02839-00454-00445	15.58	14.75	1.76	105.63
80	Bangla-German Sampreet (BGS) 02798-00553-00234	11.41	10.62	0.08	88.73
81	Bangladesh Association for Social Advancement (BASA) 00377-00115-00046	20.26	16.46	0.17	96.54
82	Bangladesh Agricultural Working Peoples Association (BAWPA) 01740-01729-00685	16.44	14.02	4.01	135.88
83	Bangladesh Association for Community Education (BACE) 00291-02364-00560	21.13	18.68	10.10	110.66
84	Bangladesh Association for Sustainable Development (BASD) 05518-04426-00431	22.04	20.53	3.60	121.42
85	Bangladesh Association of Women for Self Empowrment (BAWSE) 01092-01305-00030	13.84	11.97	1.54	108.76

SL. No.	Name & Licence No. of MFIs	Portfolio Yield	Interest Rate Spread	Return on Asset (ROA)	Operation Self-Sufficiency (OSS)
86	Bangladesh Development Society(BDS) 03160-02702-00355	22.57	15.75	2.48	99.27
87	Bangladesh Extension Education Service (BEES) 00572-02517-00263	25.97	17.37	1.15	91.44
88	Bangladesh Grameen Seba Sangstha 03072-01354-00458	28.95	22.02	2.13	108.22
89	Bangladesh Ignite Youth Society (BIYS) 02908-03316-00340	26.51	18.09	1.19	99.93
90	Bangladesh Institute of Research & Development (BIRD) 00025-00125-00084	29.58	26.46	6.07	134.52
91	Bangladesh JanaKallyan Songstha 00719-00077-00486	25.97	23.17	7.19	141.1
92	Bangladesh Rural Youth Welfare Organization(BARIO) 03310-00674-00281	20.37	12.90	0.83	80.26
93	Bangladesh Social Development Academy (BSDA) 01994-00796-00114	18.84	12.72	0.54	61.92
94	Bangladesh Palli Unnayan Foundation (B. P. D. F) 01650-02256-00562	19.12	12.63	-7.52	62.01
95	Banglar Mela Sangstha (BMS) 04153-01588-00354	25.80	19.36	3.21	96.95
96	Bani (Social Development Foundation) 06030-04662-00488	23.46	17.66	1.20	102.81
97	Barendra Advancement Integrated Committee (BAIC) 06615-02316-00676	28.82	20.66	5.89	126.44
98	Barendrabhumi Samaj Unnyan Sangstha 01570-00073-00040	23.59	20.06	5.37	134.36
99	Barnaly 02035-02343-00444	26.96	22.51	1.23	102.67
100	BARSA 04792-01651-00099	23.71	18.13	0.14	98.40
101	BASCO Foundation 00829-02739-00330	26.88	21.47	1.51	105.41
102	Basic Development Society 00142-00126-00680	22.02	20.46	7.92	152.29
103	Basic Organization Network for Development and Humanitarian Aid for Nation (Bondhon) 01132-00227-00080	25.89	19.37	5.62	128.59
104	Basic Unit For Resource And Opportunities Of Bangladesh (Buro Bangladesh) 00004-00394-00288	23.76	14.16	3.12	112.15
105	Basoti Shomaj O Poribesh Unnayan Foundation 00131-02952-00483	17.18	12.61	0.50	97.14
106	Bastob-Initiative for Peoples Self Development 01029-00170-00346	23.31	16.97	2.95	109.06
107	Basundhara Kallyan Foundation (BKF) 00034-00011-00599	15.52	7.66	0.05	94.15

SL. No.	Name & Licence No. of MFIs	Portfolio Yield	Interest Rate Spread	Return on Asset (ROA)	Operation Self-Sufficiency (OSS)
108	BEDO 00558-00067-00016	23.48	18.09	1.69	102.83
109	Beneficiary Friendship Forum (BFF) 01612-01383-00644	26.68	22.79	4.16	117.9
110	Benupur Nayapara Janoseba Sangstha 01491-00102-00543	27.11	23.13	3.56	114.51
111	Bhagya Unnayan Sangstha 05346-03315-00528	26.55	20.71	1.87	105.6
112	Bhaluka Foundation 00435-00948-00634	24.24	18.62	0.01	97.42
113	Bhandaripara Samaj Unnayan Sangstha 02712-00821-00588	20.62	19.69	0.61	101.17
114	Bhumija Foundation 03223-02173-00479	13.55	11.29	8.65	291.27
115	Bikalpa Unnayan Sangstha (BDS) 00514-00652-00089	14.31	14.31	3.08	135.18
116	BILAS (Bikalpa Life Advancement Society) 03387-03837-00391	18.33	12.61	1.56	96.21
117	Billhamia Social Development Sangstha (BSDS) 01181-00478-00442	28.49	18.82	0.14	100.35
118	BIVA 00454-00263-00070	20.31	16.87	0.16	100.10
119	Blind Education and Rehabilitation Development Organization (BERDO) 01626-00704-00296	25.39	21.14	-1.64	88.78
120	BNPS Microfinance Trust 0044-00204-00379	25.8	22.52	3.37	111.17
121	BONDHON SAMAJKALLYAN SANGSTHA 02895-00391-00728	25.9	23.7	4.02	116.78
122	Bongram Samajik Unnayn Sangstha (B,S,U,S) 01778-01571-00704	19.87	15.02	1.37	106.59
123	Bosontopur Palli Sheba Sangstha 03713-01643-00648	10.91	8.99	0.03	80.2
124	BRAC 00488-00186-00065	29.36	21.49	6.17	128.02
125	BRES 01877-00531-00732	18.04	14.48	3.27	122.15
126	BRIDGE -MFI 00280-00080-00019	10.02	1.98	-4.89	53.73
127	Bristi 03407-01569-00605	19.02	5.68	-3.09	68.98
128	Campaign for Sustainable Development (CSD) 02135-04763-00690	19.00	16.87	10.70	96.23
129	CARITAS Bangladesh 00032-00286-00184	23.58	18.47	1.71	103.36
130	CARSA Foundation 01834-00654-00010	22.18	18.34	3.42	83.26

SL. No.	Name & Licence No. of MFIs	Portfolio Yield	Interest Rate Spread	Return on Asset (ROA)	Operation Self-Sufficiency (OSS)
131	CCDB Microfinance Program 02636-03667-00295	22.45	17.89	5.63	128.37
132	CDO (Community Development Organization) 01912-00886-00610	15.24	11.58	3.56	127.62
133	CEDAR (Concern for Environmental Development and Research) 00929-04366-00361	26.74	23.17	4.91	119.72
134	Center for Rural Service (C,R,S) 02593-01229-00583	25.4	18.09	3.63	113.38
135	Centre for Mass Education in Science 01425-00165-00365	25.35	22.32	0.52	98.85
136	Centre for Action Research-Barind (CARB) 02047-00565-00170	23.34	15.17	0.07	92.55
137	Centre for Advanced Research and Social Action (CARSA) 00826-00499-00221	20.77	16.57	3.17	116.8
138	Centre for Community Development and Research (CCDR) 0824-02218-00633	16.86	14.03	5.55	160.8
139	Centre for Community Development Assistance 01032-01788-00245	24.97	20.77	7.52	126.44
140	Centre for Development Innovation and Practices 00341-00727-00097	25.70	20.31	9.25	161.54
141	Centre for Development Services (CDS) 02522-03607-00322	13.48	12.56	0.97	104.63
142	Centre for Integrated program and Development (CIPD) 03812-00620-00624	23.46	18.95	2.62	109.20
143	Centre for Natural Resource Studies 00990-01573-00112	25.46	20.97	-0.64	95.25
144	Centre For Rehabilitation Education Earning Development (CREED) 01079-03171-00358	21.24	17.6	4.37	127.12
145	Charcha 01342-00771-00013	20.35	18.26	9.26	177.56
146	Chatana Mohila Unnayan Sangstha 01460-01673-00494	25.66	22.84	2.89	91.87
147	Chhatihati Nabo Uddipon Sangha 05619-01326-00662	24.18	22.34	0.89	101.84
148	CHIRANTANI 00074-00002-00098	16.54	14.13	0.16	87.05
149	Christian Service Society (CSS) 02578-01977-00129	25.54	22.93	9.15	153.24
150	Church of Bangladesh Social Development Program 02946-04128-00526	22.17	18.83	1.61	103.06

SL. No.	Name & Licence No. of MFIs	Portfolio Yield	Interest Rate Spread	Return on Asset (ROA)	Operation Self-Sufficiency (OSS)
151	CLOG (Children Life Organization of Genus) 00996-00096-00506	24.27	22.42	7.52	147.58
152	Coastal Association for Social Transformation Trust 00956-04041-00068	22.33	16.28	1.34	103.40
153	Come to Work-CTW 00152-00608-00217	24.66	20.77	4.21	118.72
154	Community Health Care Project 01140-00202-00055	21.28	18.84	3.46	116.15
155	Community Development And Health Care Centre (CDHC) 02257-03643-00214	21.51	18.08	6.87	143.5
156	Community Development Centre (Codec) 01781-00048-00103	24.32	20.71	2.99	109.41
157	Community Development Program (CDP) 00357-01879-00077	10.32	9.78	0.98	104.39
158	Community Organization for Livelihood Improvement (COLI) 03244-00287-00171	33.28	32.57	-11.04	70.00
159	Crescent 01509-00458-00555	21.84	16.15	4.84	123.64
160	Dabi Moulik Unnayan Sangstha 00947-00710-00021	26.5	22.81	7.03	139.26
161	Dak Diye Jai 01121-00835-00237	22.87	18.73	3.44	114
162	Daridra Bimochon Shangstha (DBS) 00791-01632-00266	24.11	24.11	0.00	150.35
163	Daridro & Paribash Unnaon Society 03933-03378-00729	19.92	16.10	12.27	224.54
164	Desha Shechcha Shebi Artho-Samajik Unnayan O Manobik Kallyan Sangstha 00590-00236-00141	24.12	18.06	3.92	117.45
165	Development Activites of Society 00000-00167-00724	24.33	20.12	5.29	130.31
166	Development for Society 00369-00813-00250	26.33	13.88	1.05	75.95
167	Development Initiative for Social Advancement (DISA) 01306-00480-00024	22.51	16.7	0.45	95.28
168	Development Network in Bangladesh 00877-00239-00176	25.35	24.03	-0.88	93.46
169	Development of Integrated for Social Association (DISA) 02026-02628-00241	8.49	7.28	0.48	102.66
170	Development Organisation of the Rural Poor (DORP) 01795-01411-00185	17.45	14.62	1.97	111.57

SL. No.	Name & Licence No. of MFIs	Portfolio Yield	Interest Rate Spread	Return on Asset (ROA)	Operation Self-Sufficiency (OSS)
171	Development Organization of Rural Peoples (DOORP) 02002-02305-00491	25.62	22.10	6.39	133.92
172	Dewanganj Gano Shahajjya Sangstha 05498-02167-00417	13.16	3.14	2.48	70.82
173	Dhaka Ahsania Mission 00109-02243-00300	22.66	17.77	4.20	122.32
174	Dhaka Rural Advancement Programs Society 00147-00922-00570	14.18	11.16	0.03	98.69
175	Dharani Samaj Kallayan Sangstha 03909-02115-00655	22.57	17.2	2.88	114.49
176	Dhrubo Society 03471-03680-00324	9.23	7.89	0.25	99.76
177	Digonta 00656-01009-00251	19.25	15.16	4.51	88.67
178	Din Bandhu Society 03929-00826-00541	28.84	22.44	12.94	184.62
179	Dip Shetu 01598-02716-00350	24.24	22.63	3.82	87.86
180	Dip Unnayan Sangstha (DUS) 00654-00234-00033	23.27	19.41	5.72	134.76
181	DIPSHIKHA Non-Formal Education, Training and Research Society for Village Development 00681-04542-00349	21.33	21	5.35	175.23
182	Dipti Foundation 01537-03317-00631	27.27	24.98	0.29	100.66
183	Disa Bangladesh 00732-03883-00694	17.43	11.33	1.64	102.38
184	Disa Integrated Social Advancement Foundation 01467-01624-00679	15.23	9.59	4.44	139.55
185	Disabled Rehabilitation and Research Association (DRRA) 01794-01127-00630	17.05	16.17	5.72	165.64
186	Doel (Development Organisation for Equity & Love) 01284-00322-00220	23.28	19.5	3.39	98.94
187	DRISHTIDAN 02854-01466-00027	22.61	17.4	1.10	103.29
188	DRISTI (Akti Sechhashebi Samaj Kallyanmulak Sangstha) 00216-03127-00474	24.83	18.87	-36.14	35.79
189	Dudumari Gram Unnayan Sangstha (DGUS) 01752-00192-00252	7.75	6.82	1.84	79.27
190	Dushtha Shasthya Kendra (DSK) 02100-01985-00369	22.85	17.83	5.09	130.14
191	Dustha Kallyan Sangstha (DUKS) 05168-04859-00519	15.34	9.96	0.12	90.12

SL. No.	Name & Licence No. of MFIs	Portfolio Yield	Interest Rate Spread	Return on Asset (ROA)	Operation Self-Sufficiency (OSS)
192	Dynamic Welfare Society 01206-04593-00384	21.48	11.74	-0.32	96.38
193	EADA (Environment & Agricultural Development Association) 00657-02312-00181	18.91	16.51	1.47	106.65
194	Eco-Social Development Organization (ESDO) 01059-03355-00203	18.68	14.93	4.03	118.75
195	Eden Education and Health Foundation 00830-01935-00538	20.36	12.41	-2.54	75.98
196	Egeya Chala 01179-01059-00489	19.47	13.01	0.61	87.08
197	ENDEAVOUR (Ensure Development Activities for Vulnerable Under Privileged Rural People) 01109-00117-00031	20.83	17.93	1.23	100.74
198	Environment Council Bangladesh 00350-01308-00086	22.76	18.84	2.96	109.12
199	Environmental And Socio Economic Network (ESEN) 00914-04151-00375	14.41	12.28	0.70	95.36
200	Esamoti Human Development Foundation 02401-04787-00670	21.69	12.09	0.05	97.39
201	Eskander Welfare Foundation (EWF) 00283-03453-00173	18.68	14.02	1.16	113.54
202	Faridpur Development Agency (FDA) 03423-02757-00438	24.11	15.25	2.55	109.27
203	Focus Society 00728-00812-00209	23.58	19.9	2.52	110.16
204	Friends in Village Development Bangladesh 01688-00841-00423	22.15	17.93	7.40	133.48
205	Gana Unnayan Kendra (GUK) 03730-01746-00091	14.38	7.85	-1.31	74.84
206	Gandhi Ashram Trust 03606-00904-00195	20.8	17.47	6.63	149.66
207	Gano Kallayan Society (GKS) 00373-02045-00636	32.54	31.49	12.23	193.14
208	Gano Milan Foundation 00254-03690-00208	22.16	13.23	0.47	101.46
209	Gano Progoti 01518-00588-00182	23.78	16.14	0.47	102.3
210	Gazipur Unnayan Sangstha (GUS) 01665-00147-00522	26.94	25.15	11.06	181.81
211	Gender Relation Advancement & Marginalized Development Society 00141-00010-00629	16.27	15.01	4.37	124.92
212	Ghani Welfare Foundation 01211-04430-00036	29.17	27.04	0.14	93.39

SL. No.	Name & Licence No. of MFIs	Portfolio Yield	Interest Rate Spread	Return on Asset (ROA)	Operation Self-Sufficiency (OSS)
213	Ghashful 00399-01209-00160	24.67	19.97	1.4	104.07
214	GLDP (Grass-root Level Development Program) 02041-01180-00446	1.69	1.67	1.35	139.66
215	Gono - Unnayan Academy 02111-00580-00709	11.96	11.4	7.89	105.39
216	Gono Kallyan Trust 00219-01524-00147	20.9	16.82	2.93	111.71
217	Gono Kalyan Sangstha(GKS) 02772-02423-00110	7.58	3.28	0.74	130.14
218	Gono Unnayan Prochesta 00768-00647-00403	12.15	9.18	1.89	114.33
219	Gono Unnayayn Foundation 01916-02204-00490	17.32	16.34	-0.50	91.01
220	Gonoshasthaya Kendra 04833-04519-00650	5.13	2.86	-4.00	27.09
221	Gram Bikash Kendra 01271-01016-00183	24.54	20.05	3.34	106.72
222	Gram Bikash Sangstha (GBS) 01758-02082-00499	53.21	50.93	0.75	99.69
223	Gram Unnayan Karjakram (GRAUK) 02858-00277-00180	24.10	18.60	7.18	149.59
224	Gram Unnayan Karma (GUK) 02761-03196-00273	25.35	21.91	9.22	155.22
225	Grameen Alo 00455-00189-00511	21.57	20.43	10.13	205.41
226	Grameen Alo Sangstha 05796-01918-00527	30.38	27.49	2.23	107.28
227	Grameen Economic And Social Advancement (GESA) 00440-00065-00495	19.91	11.89	0.54	102.27
228	Grameen Jano Unnayan Sangstha (GJUS) 00552-01111-00275	12.81	10.44	3.04	120.17
229	Grameen Jono Unnayan Sangstha 03904-00198-00596	25.04	19.47	2.44	112.06
230	Grameen Krishi Foundation 00706-00960-00454	6.40	2.54	13.74	53.57
231	Grameen Krishok Sohayak Sangstha (GKSS) 02414-00814-00510	25.90	24.16	6.24	123.35
232	Grameen Manobic Unnayan Sangstha (GRAMAUS) 02830-03273-00201	16.57	12.8	-5.22	67.60
233	Grameen Matsho O Pashusampad Foundation 00167-00284-00448	10.30	9.66	1.56	83.68
234	Grameen Progress 00336-00260-00161	22.65	13.98	1.07	97.07
235	Grameen Prosar 00593-01805-00140	21.62	19.03	1.19	94.55

SL. No.	Name & Licence No. of MFIs	Portfolio Yield	Interest Rate Spread	Return on Asset (ROA)	Operation Self-Sufficiency (OSS)
236	Grameen Samaj Unnayan Sangstha 02802-01664-00452	2.01	0.86	0.01	99.65
237	Grameen Seba Sangstha (GSS) 00343-03944-00083	12.18	9.51	0.81	107.3
238	Grameen Unnayan Prakalpa 01434-04476-00179	25.23	21.49	-0.21	95.86
239	Grameen Unnayan Sangstha (GUS) 00636-00035-00015	23.63	12.87	0.07	92.26
240	Gramer Alo 02396-03715-00589	21.57	20.43	10.13	205.41
241	Graush 00989-02646-00697	11.08	8.9	0.46	101.23
242	Habiganj Unnayan Sangstha 01680-00763-00062	25.31	23.68	8.92	161.48
243	Habitat & Economy Lifting Programme (HELP) 00538-00101-00191	10.67	8.15	-0.3	95.58
244	Haider Akhter Banu Memorial Kallayan Foundation 01367-00200-00064	23.09	13.95	-1.18	79.07
245	Hanum Health Development Foundation 06408-05124-00172	23.71	22.9	7.07	142.73
246	Haor Samaj Unnayan Karmasushi 00691-00109-00598	19.86	18.77	-55.05	25.23
247	Health, Education & Economic Development Organization (HEEDO) 01662-00774-00380	25.04	23.37	2.09	108.31
248	HEED Bangladesh 01399-00645-00258	24.08	19.89	5.17	117.75
249	Help Bangladesh 01185-04747-00706	11.89	8.2	4.03	149.89
250	Help the Distress 00966-04418-00075	13.11	12.62	-10.01	128.03
251	Hilful Fuzul Samaj Kallyan Sangstha 01928-02098-00393	25.14	18.24	5.12	88.48
252	Hitaishi-Bangladesh 00312-02309-00004	3.32	2.74	0.00	11.12
253	Holodia Mohila Unnayan Sangstha 00938-00810-00124	26.58	19.74	6.19	129.09
254	Homeland Association for Social Improvement 02363-00285-00109	46.02	28.16	0.87	62.89
255	Homland Development Organization 02594-01708-00615	24.17	18.89	2.48	108.01
256	HOPE 01469-02078-00517	22.12	18.58	3.14	112.87
257	Human Association for Rural Development (HARD) 00727-00467-00087	13	11.25	1.75	69.45

SL. No.	Name & Licence No. of MFIs	Portfolio Yield	Interest Rate Spread	Return on Asset (ROA)	Operation Self-Sufficiency (OSS)
258	Human Care Initiatives 06481-02185-00425	17.22	12.96	-0.78	93.34
259	IDEAL (Institute of Development Education for Advancement of Landless) 01886-01501-00118	24.27	18.63	0.83	99.6
260	Initiative for People's Development (IPD) 01133-01814-00399	14.69	11.46	-3.84	77.03
261	Institute of Integrated Rural Development 0204-01469-00536	19.02	15.69	12.19	279.87
262	Integrated Development Foundation 01920-01872-00249	25.92	19.87	2.29	105.91
263	Integrated Rural Development Organization (IRDO) 00361-03311-00094	10.68	8.8	1.29	79.08
264	Integrated Service for Development of Children & Mothers 02693-01298-00007	24.13	22.93	5.03	70.92
265	Integrated Social Welfare Association (ISWA) 01001-00055-00259	17.21	12.63	6.38	81.38
266	Integrated Volunteers for Social Advancement (IBSA) 00949-05022-00402	28.25	19.34	1.75	61.93
267	Isamati Samaj Unnayan Sangstha 01649-00325-00591	25.04	20.95	3.35	114.51
268	Islami Social Development Organization (ISDO) 02183-00557-00342	24.14	10.04	0.67	67.81
269	Jagorani Chakra Foundation 00322-01714-00008	22.85	13.17	4.63	113.55
270	Jagrata Juba Shangha (JJS) 01638-01520-00050	21.4	18.04	2.25	111.86
271	JAKAS Foundation 01420-01221-00231	29.83	22.1	4.57	123.22
272	Jagoroni Somaj Unnayan Sangstha 06757-05004-00592	18.39	14.68	0.27	100.16
273	Jamuna Samaj Kallyan Sangstha 06492-02142-00667	24.26	20.92	1.63	108.5
274	Jana Kalyan Sangha (JKS) 00663-02220-00408	18.56	16.4	-5.63	73.96
275	Janata Polli Unnayan Sangstha 01850-03826-00722	23.57	18.99	50.35	125.75
276	Jano Hitoishi Sangstha 06637-04368-00443	23.94	19.94	0.95	49.5
277	Janoseba 02487-00630-00310	25.35	17.52	2.42	105.32
278	Jatio Tarun Sangha 02334-01829-00736	17.33	15.57	6.15	155.11
279	Jhaudia Gram Unnayan Sangstha 05474-00440-00558	19.31	17.96	0.51	100.52

SL. No.	Name & Licence No. of MFIs	Portfolio Yield	Interest Rate Spread	Return on Asset (ROA)	Operation Self-Sufficiency (OSS)
280	Jibon Sandhani Kallyan Sangstha 00177-02978-00427	17.8	10.07	1.12	107.37
281	Joutha Udyog 02838-03610-00707	17.8	16.35	3.23	114.5
282	Joutha Unnayan Prochesta (JUP) 06220-04807-00700	18.16	3.07	2.17	71.53
283	Joypurhat Rural Development Movement (JRDM) 01421-02528-00278	26.62	22.56	3.12	110.5
284	Jugabani Samaj Kallyan Sangstha (JSKS) 00244-00343-00326	22.82	11.67	0.25	82.26
285	Jugantar Samaj Unnayan Sangstha (JSUS) 00192-01282-00144	30.84	19.96	2.77	102.02
286	Kaduty Bazar Khudra Babshayee Samiti 05106-01187-00677	11.28	5.71	0.96	105.17
287	Kakon Bahumuki Unnayan Songstha (KBUS) 02418-00176-00540	21.89	16.45	-5.8	75.1
288	Karatoa Pally Unnoyan Shangstha 03022-02787-00607	20.66	19.64	4.9	117.44
289	Karmarjan 04487-01682-00132	24.31	20.33	8.47	151.58
290	Karmojibi Kallyan Sangstha (KKS) 00796-04306-00428	15.98	12.61	2.37	62.23
291	Khandaker Kallyan Trust and Organization 01632-02081-00638	21.11	18.59	2.80	112.89
292	Khandokhetro Social Development Organization (K.S.D.O) 02196-00957-00601	18.2	16.86	11.27	269.35
293	Kheya (Samaj Unnayan Sangstha) 00556-05019-00565	10.63	10.63	-0.49	86.9
294	Khulna Mukti Seba Sangstha (KMSS) 01222-00357-00035	25.53	20.07	10.1	135.73
295	Koinonia 00171-00155-00151	21.79	20.09	9.08	119.84
296	KPUS (Kushtia Palli Unnayan Sangstha) 01404-00160-00309	21.41	17.2	3.21	116.43
297	Kri O Samaj Kallyan Sangstha (ASPO) 01515-00548-00213	37.23	35.04	2.93	89.82
298	Lal Hossain Chowdhury Memorial Foundation 02774-00112-00639	22.54	19.38	2.16	108.42
299	Lustre 03701-02567-00072	24.11	22.59	0.4	100.56
300	Leya Health & Education Development Foundation 00037-01156-00286	24.53	24.53	7.32	145.12
301	Life Association 03157-02459-00271	21.29	19.90	2.84	104.29
302	Local Initiative for Empowerment (LIFE) 01481-01211-00238	16.73	15.13	0.05	89.5

SL. No.	Name & Licence No. of MFIs	Portfolio Yield	Interest Rate Spread	Return on Asset (ROA)	Operation Self-Sufficiency (OSS)
303	Maitree Palli Unnayan Sangathon (MPUS) 00471-00528-00492	20.34	15.27	1.58	104.84
304	Maitree Seba Sangstha 02279-01355-00618	21.14	16.95	2.48	112.57
305	Malancha Foundation of Bangladesh 00108-02555-00461	29.06	23.24	1.76	106.71
306	Malek Jobeda Foundation 01276-00924-00507	20.07	19.32	3.71	119.98
307	Mamata 00927-01082-00218	22.46	17.72	7.32	148.42
308	Manab Kallayan Sangstha Comilla (MAKS COMILLA) 02169-02573-00716	19.7	14.74	0.59	90.62
309	Manab Sampad Unnayan Kendra (MASUK) 04591-03510-00359	19.47	14.69	0.45	97.7
310	Manab Seba Ovijan 03352-01574-00339	21.76	14.43	4.77	132.33
311	Manab Unnayan Kendra 04615-00668-00686	21.89	21.6	8.17	164.08
312	Manabik Shahajya Sangstha 00165-01033-00233	24.76	18.5	4.29	116.03
313	Manabsampad Kallan Sangstha (MAKS) 03822-01223-00545	27.91	20.76	0.28	97.93
314	Manob Kallyan Sangstha 00712-03137-00430	14.35	11.7	2.97	110.06
315	Manob Sakti Unnayan Kendro (MSUK) 03457-02024-00067	24.75	23.51	10.93	210.49
316	Manob Seba Sangstha 00002-04402-00556	17.96	15.56	1.68	86.08
317	Manob Unnayan Karmosuchi 04676-04458-00654	24.89	21.65	14.28	214.97
318	Mine Bohumukhi Samaj Kallan Samity 00404-00084-00472	31.3	14.33	4.28	105.74
319	Mirzapur Paribesh Unnayan Foundation 0678-00342-00651	15.59	12.46	-10.74	125.64
320	Modern Development Organization (MDO) 01465-02227-00450	20.79	16.34	3.38	120.07
321	Mofossal Unnayan Sangstha 00172-02020-00315	23.53	17.21	0.39	99.34
322	Mohila Bohumukhi Shikkha Kendra (MBSK) 03703-01005-00363	26.63	21.04	4.9	128.39
323	Mother Advancement Assistance (MAA) 00785-00079-00223	30.82	23.06	0.34	97.77
324	Moulik Babosthapona Sangstha (B,M,S) 00295-00985-00586	22.96	19.29	0.93	102.69
325	Mousumi 00563-00229-00240	25.63	21.56	4.13	125.86

SL. No.	Name & Licence No. of MFIs	Portfolio Yield	Interest Rate Spread	Return on Asset (ROA)	Operation Self-Sufficiency (OSS)
326	Mukti Cox'sbazar 00908-00278-00272	25.42	19.82	8.86	119.81
327	Mukti Nari-O-Shishu Unnayan Sangstha 01028-00279-00362	35.31	15	-4.41	80.24
328	Muktipath Unnayan Kendra 01119-00936-00306	25	19.32	1.23	105.49
329	Muslim Aid Bangladesh 02764-00738-00368	13.3	10.11	-0.32	72.58
330	NABARUPA POLLY 00368-01984-00742	16.51	11.69	2.89	112.28
331	Nabila Development Foundation of Bangladesh 00392-01066-00482	12.63	9.31	5	79.83
332	Nabolok Parishad 01045-00591-00158	22.44	17.97	5	128.26
333	Namuja Orthonoitic Unnayan Sangstha (NEDO) 00697-02433-00514	21.15	11.66	1.08	97.44
334	Nari Maitree 00976-03082-00575	17.24	15.5	3.14	117.41
335	Nari Uddog Kendra (NUK) 00206-00025-00149	15.06	10.51	3.17	59.14
336	Nari-O-Shishu Kallyan Sangstha (NSKS) 00102-01763-00137	26.06	16.61	4.74	91.82
337	Naria Unnayan Samity (NUSA) 00064-00327-00422	13.14	10.26	1.48	112.67
338	Narail Ashar Alo Foundation 05668-04317-00606	13.59	12.81	-26.73	26.95
339	National Development Council (NDC) 00260-01715-00123	22.18	13.86	6.04	138.23
340	National Development Programme (NDP) 01229-00332-00222	24.32	20.7	9.91	168.33
341	Nawbagonj Integreted Poverty Elevation Foundation 05827-02134-00646	16.88	13.91	0.58	102.95
342	Nazir (Natun Zibon Rochi) 02489-00089-00139	20.57	16.48	2.85	117.24
343	Nazrul Smriti Sangsad (N.S.S) 02786-01857-00711	11.41	10.06	4.17	161.33
344	NEDA Society 01666-00838-00508	33.46	30.56	7.49	132.96
345	NEED 02320-03605-00420	16.34	13.44	4.11	130.16
346	Need Foundation 02891-00626-00581	10.02	7.77	1.85	116.94
347	NEED Manabik Unnayan Kendra 01048-02421-00604	16.58	15.18	1.93	108.3
348	Network for Universal Services and Rural Advancement 01799-03314-00059	23.14	19.57	0.63	102.73

SL. No.	Name & Licence No. of MFIs	Portfolio Yield	Interest Rate Spread	Return on Asset (ROA)	Operation Self-Sufficiency (OSS)
349	New Era Foundation 02408-01107-00061	21.16	16.75	7.86	160.71
350	New Initiative for Empowerment of the Poor 01053-01207-00566	29.06	25.51	3.27	113.54
351	Nijera Shikhi 01415-01575-00347	25.87	24.25	-0.81	93.99
352	Nirapad Islami Gram Unnayan Sangstha 02837-01724-00602	21.33	18.4	12.09	233.32
353	Nirapod Samaj 02611-01592-00675	14.48	8.1	0.6	96.12
354	Nirman Sangathan 1489-03241-00535	14.6	9.86	2.41	119.17
355	Nirmol Foundation 01021-00508-00580	20.31	18.31	0.80	104.83
356	Nirmola Dustha Kallyan Sangstha 04817-01301-00609	9.12	4.73	-5.27	62.56
357	Nishkriti 02867-00786-00378	21.13	16.36	3.22	116.73
358	Niskrity Foundation 02640-01133-00352	22.84	20.69	-0.05	66.53
359	Noakhali Rural Action Society (N-RAS) 02475-01522-00392	33.07	21.76	-3.06	87.13
360	Noakhali Rural Development Society 01514-02005-00116	25.29	21.64	4.28	117.81
361	Noble Education & Literary Society 01361-00347-00418	25.12	21.42	1.9	106.19
362	Nobo Jibon 01510-00598-00166	27.35	18.4	4.77	124.1
363	North Bengal Rural Development Society 02678-04178-00660	24.57	23.06	7.24	142.04
364	North Glint Education Development Foundation 00421-01350-00513	12.91	10.01	0.94	106.53
365	Notun Shathi 04791-03146-00284	28.36	24.28	10.03	140.01
366	Nowabenki Gonomukhi Foundation 01519-00587-00345	18.42	14.19	3.78	81.59
367	Nowjuwan 01022-00629-00168	15.54	13.04	3.87	153.01
368	OCAB Society 01169-04138-00156	19.68	18.47	3.66	95.18
369	OPCA (Organization for the Poor Communit Advancement) 01620-02596-00314	22.41	17.58	3.98	121.33
370	Organization for Rural Advancement (ORA) 04121-01370-00187	18.13	18.13	3	123.3

SL. No.	Name & Licence No. of MFIs	Portfolio Yield	Interest Rate Spread	Return on Asset (ROA)	Operation Self-Sufficiency (OSS)
371	Organization for Social Advancement & Cultural Activities (OSAKA) 02428-03744-00186	22.97	18.97	9.41	178.33
372	Organization for Social and Economical Development (OSD) 00670-00643-00039	25.17	21.72	-4.68	82.25
373	Organization for Social Peace 00888-01856-00712	22.76	17.37	0.63	82
374	Organization for The Poor Advancement Committee (OPAC) 06035-01175-00642	18.18	11.97	1.11	106.07
375	Oriental Foundation (ORIENTAL FOUNDATION) 05581-00961-00595	27.4	19.84	2.55	109.59
376	Pabna Protishruti 01648-01342-00101	23.24	18.58	4.86	125.7
377	Padakkhep Manabik Unnayan Kendra 00181-00468-00095	24.42	17.54	2.21	102.36
378	Padma-Gorai Manobik Unnayan Sangstha 03783-02842-00658	25.5	18.06	2.62	111.53
379	Palashipara Samaj Kallyan Samity 03164-00606-00069	21.05	16.93	2.71	114.18
380	Palli Agragami Sangstha (RAK) 02165-00676-00175	20.45	14.42	1.43	106.75
381	Palli Bandhan Kendra 00313-00543-00090	21.58	17.43	0.28	100.1
382	Palli Bhandhu Unnayan Sangstha 00277-04240-00383	24.14	10.45	0.32	79.04
383	Palli Bikash Foundation (PBF) 02170-00679-00645	38.17	28.52	2.81	115.46
384	Palli Kallyan Sangstha 0286-00942-00614	18.79	13.23	2.37	114.36
385	Palli Kallyan Shikkha Society 02920-03073-00657	21.34	20.29	11.38	221.59
386	Palli Mongal Karmosuchi 00862-00387-00312	28.02	24.26	8.9	160.06
387	Palli Pragati Samity 02223-01083-00197	28.09	26.5	7.15	132.96
388	Palli Progoti Shahayak Samity 02178-00214-00280	24.39	20.04	3.43	116.32
389	Palli Rakkha Sangstha (PARAS) 01619-04118-00282	34.25	24.48	-3.93	84.02
390	Palli Samonnaya O Shikkha Kallyan Parishad (Pasashik Parsad) 01235-00619-00037	18.46	15.73	8.97	44.3
391	Palli Shishu Foundation of Bangladesh 00208-05115-00331	23.77	20.05	6.02	138
392	Palli Sohojogi Bishoyak Sangstha (ARCO) 00984-01198-00193	28.41	20.21	3.2	112.51

SL. No.	Name & Licence No. of MFIs	Portfolio Yield	Interest Rate Spread	Return on Asset (ROA)	Operation Self-Sufficiency (OSS)
393	Palli Sree 01572-00660-00313	24	18.86	-18.82	48.43
394	Palli Unnayan Foundation (R.D.F) 02909-04702-00705	19.1	13.67	0.1	79.03
395	Palli Unnayan Parishad 01667-00832-00440	26.79	18.89	1.97	108.92
396	Palli Unnayan Sangstha 00095-01095-00554	14.37	11.81	6.52	45.37
397	Pally Bikash Kendra (PBK) 00529-03996-00190	25.22	20.57	4.93	125.1
398	Pally Unnayan Foundation 00388-01396-00689	18.95	16.55	9.31	206.65
399	Pally Unnayan Samaj Kallyan Sangstha 00140-01701-00254	11.61	10.54	0.01	97.48
400	Panchbibi Upazila Adibashi Multipurpose Development Organization (PUAMDO) 03517-03233-00553	12.95	4.46	0.39	75.65
401	PANJERI SAMAJ UNNAYAN SANGSTHA (PSUS) 02066-00241-00737	27.09	22.64	5.55	126.44
402	Parash Moni Samajik Unnayan Sangstha 01849-01564-00473	24.21	19.52	0.09	84.75
403	Paribar Unnayan Sangstha (FDA) 00474-00243-00178	21.91	17.67	5.6	134.48
404	Pariber O Shishu Kallyan Kendra 02819-01137-00126	19.8	17.12	0.81	63.95
405	Participatory Development Organization (PDO) 00810-00012-00453	24.51	19.73	2.77	109.73
406	Partner 03801-01542-00353	18.02	15.53	12.31	391.87
407	Patakuri Society 00649-00380-00261	24.98	20.44	5.87	137.03
408	Pathokoli Sangstha 01882-01666-00520	27.56	21.69	2.51	109.27
409	People's Welfare Foundation 00257-00066-00627	26.13	20.11	2.66	109.93
410	Peoples Development Society 02288-00609-00505	23.66	23.66	0.31	114.07
411	Peoples Oriented Program Implementation (POPI) 02150-01563-00159	24.8	18.83	1.61	99.99
412	Perfect Trust 0090-01828-00416	26.32	18.44	3.67	110.08
413	PIDIM Foundation 00935-00094-00162	26.26	21.67	6.31	131.12
414	Polli Unnayan Kormosuchi 00202-01963-00719	19.83	14.39	1.83	102.73
415	Polly Arthik Unnayan Karzocrom 00861-02582-00735	13.65	7.81	0.33	91.98

SL. No.	Name & Licence No. of MFIs	Portfolio Yield	Interest Rate Spread	Return on Asset (ROA)	Operation Self-Sufficiency (OSS)
416	Polly Sheba Shangstha 00021-00760-00210	14.88	11.32	2.27	107.47
417	Poor Human Integrated Social Welfare Organization01308-01875-00717	19.5	14.16	5.43	75.95
418	Poor Relief Services & Health Assistance Society 01398-01622-00623	25.81	22.46	4.31	120.65
419	Poor Welfare Organization (PWO) 01616-01384-00204	27.67	23.27	6.17	125.74
420	Poribar Kallyan Sahayak Samittee (PKSS) 01770-01587-00578	26.25	22.74	4.09	119.31
421	Poribar Unnayon Foundation (F,D,F) 00566-00036-00622	22.14	16.45	0.32	100.09
422	Posobid Unnoyon Sangstha 00805-00006-00002	5.1	4.52	0.00	66.62
423	Poverty Alleviation and Social Advancement Association 03434-00816-00471	23.05	18.03	2.95	113.58
424	Poverty Alleviation Drive, PAD-TANGAIL 00751-00623-00255	27.28	26.5	2.91	69.43
425	Poverty Alleviation Through Participatory Rural Initiatives(Papri) 00571-00090-00107	24.23	22.27	8.01	147.78
426	Prantic Unnayan Society 01852-00758-00613	16.89	10.17	0.38	13.75
427	Pratibandhi Kallyan Kendra 05094-02747-00625	21.69	18.97	0.74	102.52
428	Prattasha Samaj Kallyan Sangstha 00535-02541-00397	29.61	17.3	0.93	101.89
429	PRISM Bangladesh 00521-00022-00307	22.03	18.6	6.57	139.44
430	Prodipan 00987-00690-00194	17.94	16.58	-2.57	69.5
431	Progoti Samajkallyan Sangstha (PSS) 01987-01454-00048	19.75	14.83	2.57	114.13
432	Progoti Kendro 00474-01835-00437	19.02	-1.13	-1.76	49.16
433	Program for Community Development (PCD) 01508-00703-00135	22.28	19.16	8.54	177.66
434	Progress (Akti Samaj Unnayanmulak Sangstha) 01973-02543-00169	21.81	21.81	-	108.93
435	Projukti Peeth 03109-01999-00547	14.24	13.27	1.31	107.78
436	PROKAS (Proshikkan Karmasangsthan O Artha-Samajic Unnayan Sangstha 03647-01306-00370	23.69	20.45	6	146.07

SL. No.	Name & Licence No. of MFIs	Portfolio Yield	Interest Rate Spread	Return on Asset (ROA)	Operation Self-Sufficiency (OSS)
437	Proshika Manabik Unnayan Kendro 00152-03135-00600	18.12	14.4	-2.27	80.68
438	Protiddhani Samaj Unnaya Sangstha 01925-03159-00616	22.02	20.06	7.09	148.86
439	Protiggya Parishad 01405-00926-00421	12.95	11.80	3.10	126.91
440	Protisruti Manobik Bikash Sangstha 04558-01053-00568	22.96	18.41	8.72	164.9
441	Prottoy Unnayan Sangstha 02234-00389-00020	25.37	14.63	0.76	102.61
442	Protyashi 00284-00304-00145	22.81	18.73	8.09	148.92
443	Proyas Manobik Unnayan Society 00978-00986-00248	22.25	17.77	2.87	109.28
444	Proyash Unnayan Sangstha 03596-01741-00439	23.07	20.02	3.2	115.15
445	Rajshahi Social Development Program (RSDP) 02107-00182-00074	28.21	16.39	0.76	87.43
446	Rangpur Health & Educationi Improvement Society 00933-00078-00457	25.49	21.22	3.02	100.25
447	Rangpur Unnayan Samajik Sangstha (RDSS) 02547-00551-00076	9.58	8.96	1.73	115.1
448	RDRS Bangladesh 00143-00175-00192	25.16	20.76	5.21	110.89
449	Relation 00302-01029-00652	20.52	18.99	4.65	118.17
450	Resource Development Foundation (RDF) 00924-00476-00429	22.14	9.97	0.39	63.21
451	Resource Integration Centre (RIC) 00349-01375-00167	24.35	18.02	2.43	108.86
452	Retired Grameen Banker's Foundation 02450-02480-00664	18.25	13.36	3.12	119.64
453	RISDA-Bangladesh 00018-00267-00611	20.24	19.34	7.74	168.87
454	Rova Foundation 00858-00806-00138	24.67	18.95	2.94	119.12
455	Rupa 02366-00671-00695	20.35	16.8	6.28	140.57
456	Rural Advancement Committee (RAC) 03012-02315-00692	21.22	19.4	7.21	164.43
457	Rural Advancement Committee for Bangladesh (RAC-BANGLADESH) 00903-04841-00120	13.28	12.04	3.45	95.43
458	Rural Development and Welfare Foundation (RDWF) 01565-00555-00262	25.91	22.32	4.13	116.02
459	Rural Development Associate (R,D,A) 00097-02216-00681	29.06	27.91	12.99	184.62

SL. No.	Name & Licence No. of MFIs	Portfolio Yield	Interest Rate Spread	Return on Asset (ROA)	Operation Self-Sufficiency (OSS)
460	Rural Development Sangstha (RDS) 00193-00028-00374	24.64	21.5	3.94	116.35
461	Rural Economic Development Association (REDA) 01505-04521-00292	6.66	6.3	0.43	106.96
462	Rural Economic Development Aid Society (REDAS) 00964-00780-00432	35.73	30.28	9.81	158.96
463	Rural Economic Development Program 00194-01983-00412	12.91	8.19	1.07	104.05
464	Rural Economic Support & Care for the Under Privileged (RESCU) 02453-02558-00206	26.14	19.62	0.32	86.78
465	Rural Economy & Agricultural Development Organization of Bangladesh(READO) 02896-01040-00730	13.07	12.61	1.30	93.13
466	Rural Health Education and Credit Organization (Rheco) 00773-00195-00291	26.45	24.33	2.44	108.65
467	Rural Reconstruction Foundation 01372-00199-00026	24.98	17.41	2.69	109.26
468	Rural Youth Development Organization (RYDO) 00827-01334-00640	18.07	11.45	0.88	102.72
469	S,D,C, Society Development Committee 00784-00485-00582	21.86	19.32	6.08	142.4
470	Saat Ichchha Manobik Unnayan Sangstha (Saimas) 01117-02418-00122	16.73	9.95	-0.71	86.72
471	Sabalamby Unnayan Samity 00696-01519-00224	25.86	22.76	-3.35	84.64
472	Sabuj Bangla 05464-01825-00205	23.59	15	2.66	105.77
473	Sachetan Society 02461-01449-00212	21.36	16.71	2.14	106.57
474	Sachsa Sebi Palli Unnayan Sangstha - PIPASA 01531-02598-00394	24.54	23.03	0.61	81.13
475	SAFE Social Activities for Environment 05574-04861-00710	24.5	20.73	1.62	103.04
476	SAGAR 05041-02232-00603	21.12	16.3	2.85	114.06
477	Sagarika Samaj Unnayan Sangstha (SSUS) 00060-00062-00117	21.68	18.17	5.09	127.38
478	SAHAI Sesshashebi Pally Unnayan Sangstha 02536-00744-00301	18.69	13.48	0.48	101.28
479	Sajida Foundation 00251-155ka-00155	24.99	17.29	2.81	103.48
480	Salvation of Women Local Association (SAWLA) 0054-00057-00043	18.26	17.47	1.7	113.31
481	Samadhan 03073-00100-00006	21.37	17.11	8.65	168.97

SL. No.	Name & Licence No. of MFIs	Portfolio Yield	Interest Rate Spread	Return on Asset (ROA)	Operation Self-Sufficiency (OSS)
482	Samaj Unnayan Kendra (Suk) 00729-00046-00082	23.95	20.67	4.82	128.07
483	Samaj Unnayan Procesta 00049-00439-00548	5.91	5.22	-9.3	38.55
484	Samajik Sachetona O Palli Unnayan Karmasuchi (SARD) 01869-00487-00546	22.88	15.29	0.48	93.96
485	Samajik Sheba Shongothon 06113-01586-00150	21.6	17.65	4.05	116.52
486	Samakal Samaj Unnayan Sangstha (SSUS) 01573-00559-00333	19.8	16.83	2.28	110.3
487	Samannita Attonirvorsheel Samaj Unnyon Sangstha (SISDA) 01967-01203-00684	28.07	22.87	3.82	112.01
488	Samannita Samaj Unnayan Kendra 00948-01320-00561	21.4	16.43	7.39	209.3
489	Samannita Unnayan Seba Sangathan (SUSS) 01230-00434-00051	17.25	14.52	-1.23	75.74
490	Samata Unnyan Sangstha 01466-03813-00364	25.64	19.7	2.49	109.7
491	Samannita Samaj Unnayan Sangstha (ICDA) 00615-03147-00289	21.82	16.25	1.01	99.75
492	SAMMILON FOUNDATION 00016-03290-00619	20.75	18.81	1.76	108.42
493	Sanchayan Unnayan Sangstha (SUS) 01645-04174-00696	23.97	19.36	1.48	104.88
494	Sancred Welfare Foundation (SWF) 00315-02052-00054	26.93	25.48	0.22	96.18
495	Sangkalpa Trust 02117-01261-00409	22.69	17.88	22.15	85.27
496	Sangram (Sangathita Gramunnayan Karmasuchee) 03782-00958-00188	21.77	16.81	0.69	102.17
497	Santal Mission Norwegian Board 00314-02594-00407	22.43	20.81	-0.36	95.46
498	Saptagram Nari Swanirvar Parishad 01884-02230-00121	23.52	21.86	1.9	114.92
499	Sathi Unnayan Sangstha 03394-01823-00741	26.42	23.72	8.01	145.52
500	Satkhira Unnayan Sangstha (SUS) 00895-00696-00225	3.37	2.53	3.25	115.32
501	Save Our Life 00175-02025-00563	24.78	18.11	-6.41	76.56
502	Save Our Society 00229-01630-00332	16.28	16.07	9.39	199.37
503	Saviour (SAVIOUR) 00232-01067-00574	26.7	22.02	0.18	88.34

SL. No.	Name & Licence No. of MFIs	Portfolio Yield	Interest Rate Spread	Return on Asset (ROA)	Operation Self-Sufficiency (OSS)
504	SDS 03074-04616-00229	24.67	20.51	6.7	138.03
505	Seba Artha Samajik Unnayan Sangstha 05267-02974-00688	12.51	9.15	2.85	82.48
506	Seba Environment Development Society 01689-01092-00530	27.91	20.96	1.61	105.4
507	SEBA- Social Edification of Benign Assimilation Soceity 02821-04576-00320	10.08	7.52	-0.21	35.15
508	Self-Help & Rehabilitation Program 02630-02645-00308	23.5	19.81	6.83	128.08
509	SERWTICI- Self- Employment for Rural Destitute Women Through Cottage industries 04086-04801-00371	11.37	11.28	-0.2	66.66
510	SETU 03033-03265-00049	24.72	22.51	1.56	105.35
511	Seva Manabik Unnayan Kendra 00668-00530-00552	3.41	2.65	0.06	95.12
512	Shakharunjo Samaj Unnayan Sangstha 04903-02203-00480	23.48	21.85	9.45	174.02
513	Shakaler Jannya Kallyan 02371-01271-00257	14.17	12.07	-16.32	37.38
514	Shakti Foundation for Disadvantaged women 00176-00059-00018	23.82	17.55	0.56	100.14
515	Shamoli Polli Unnayan Sangstha 00760-01412-00674	21.62	15.41	0.39	100.7
516	Shanti Prio Sangstha 00926-01517-00460	23.13	13.63	4.28	114.99
517	Shanti Uddyog Trust-SUT 0253-03651-00464	21.98	9.3	0.27	90.73
518	Shapla Gram Unnayan Sangstha 05318-00561-00053	25.14	19.99	4.6	126.99
519	Shaplaful 01188-00449-00196	0.61	-0.17	-2.15	15.51
520	Shatabdee Palli Unnayan Sangstha 02767-00939-00348	18.03	13.08	2.11	112.95
521	Shawdesh Unnayan Kendra-SUK 00256-03650-00426	18.44	17.1	3.42	123.18
522	Sheba Manab Kallyan Kendra (SMKK) 03182-00207-00143	22.8	9.27	8.68	49.92
523	Shefali Mohila Kallayan Sango 05632-02919-00718	14.62	14.25	9.43	294.58
524	SHESO 02991-02053-00678	28.96	23.45	3.39	112.39
525	Shetu Bangladesh 00188-00254-00198	23.38	16.47	-13.01	55.21

SL. No.	Name & Licence No. of MFIs	Portfolio Yield	Interest Rate Spread	Return on Asset (ROA)	Operation Self-Sufficiency (OSS)
526	Shikha Samaj Kalyan Sangstha 01388-01705-00668	25.59	21.95	0.41	97.69
527	Shiropa Development Society 02516-01291-00468	21.27	17.41	3.99	123.46
528	Shishu Niloy Foundation 05136-00895-00001	22.76	19.11	7.73	153.25
529	Shishu Sasthya Foundation, Bangladesh 01359-03407-00216	18.46	16.9	0.04	93.48
530	Shital Kamramukhi Unnayan Sangstha 00553-00103-00462	21.43	15.6	-2.92	99.96
531	Shotophool Bangladesh 01116-00072-00207	22.48	17.41	6.54	142.91
532	Shusamaj Foundation 00818-01310-00687	10	10	2.73	124.73
533	SHUSHILAN 00345-00075-00038	19.92	11.17	0.36	88.29
534	Sisa Jubo Samaj Kallayan Sangstha 01742-01625-00549	17.05	13.82	0.54	102.44
535	SKS Foundation 01621-00534-00045	23.73	18.5	3.59	95.36
536	Sneha Neer Sangstha 00621-02007-00498	19.08	13.8	0.43	81.29
537	Social Earn Baking Advancement (SEBA) 01910-00250-00088	27.77	14.06	6.29	133.63
538	Social Welfare and Economical Development Organization 03717-01777-00366	22.44	20.81	8.82	119.29
539	Social & Cultural Development Foundation (S.C.D.F) 06013-02779-00669	20.79	13.12	1.49	106.63
540	Social Advancement for Village Environment (SAVE) 00151-01548-00537	27.79	26.77	1	101.87
541	Social Advancement for People's Liberation Agency (SAPLA) 04176-03569-00316	23.7	17.67	-2.41	51.99
542	Social Advancement Through Unity (SATU) 01300-00405-00047	23.99	19.9	3.43	116.12
543	Social And Economic Enhancement Programme-Seep 00014-00052-00044	25.19	17.89	1.37	75.92
544	Social Assistance and Rehabilitation for the Physically Vulnerable 00952-00132-00542	25.4	19.75	-0.63	96.26
545	Social Association for Future Establishment (SAFE) 06990-02845-00666	24.24	17.79	0.28	100.37
546	Social Development Associatioin 05948-03390-00620	27.17	22.75	5.32	123.14
547	Social Development Association 06344-01621-00531	27.73	21.39	6.15	123

SL. No.	Name & Licence No. of MFIs	Portfolio Yield	Interest Rate Spread	Return on Asset (ROA)	Operation Self-Sufficiency (OSS)
548	Social Development Committee (SDC) 02703-01896-00702	24.41	19.83	1.84	108.07
549	Social Development Organization (S.D.O) 00845-01185-00590	24.78	17.7	-0.04	99.51
550	Social Development Programme 00946-04331-00635	19.42	12.95	0.31	87.94
551	Social Organization for Voluntary Advancement (SOVA) 00736-02038-00215	30.14	27.25	7.94	139.55
552	Social Upliftment Society (SUS) 00161-00209-00014	22.41	18.99	4.4	121.5
553	Social Welfare Advancement Committee (SWACO) 05222-02410-00585	17.26	16.07	1.27	104.67
554	Society Development Committee (SDC) 03665-02837-00343	24.1	20.29	6.26	138.55
555	Society for Action Research and Development 05797-03838-00283	16.44	14.34	-10.28	52.89
556	Society For Advancement Of Rural Area (SARA) 05744-04167-00319	27.34	23.6	11.13	171.21
557	Society for Assistance to the Distressed Humanity 01784-03540-00544	13.63	10.66	-5.01	71.78
558	Society for Development Initiatives 01239-03336-00154	23.59	19.52	4.15	117.19
559	Society for Development of Self Reliance in Bangladesh 00560-00262-00465	27.63	22.43	5.85	123.53
560	Society for Disadvantage Origins 02009-00571-00509	20.79	18.43	1.01	96.62
561	Society for Family Happiness & Prosperity 01076-00719-00111	28.98	18.84	4.22	115.91
562	Society for Particepatory Economic Social Development (SPESD-Bangladesh) 03816-02456-00398	20.76	15.66	2.13	100.01
563	Society for Projcet Implementation Research Evaluation & Training (SOPIRET) 01874-02086-00279	22.8	19.18	7.55	146.88
564	Society for Social Advancement of Rural People 01278-03047-00534	23.63	15.71	1.4	61.6
565	Society for Social Development and Economy (SSDE) 01136-01051-00367	27.91	24.93	5.47	125.23
566	Society for Social Service (SSS) 00645-01002-00025	24.99	18.44	5.09	117.06
567	Society for UDDOG. 03395-00446-00738	28.71	25.03	5.31	122.05
568	Society for Unhappy & Needy 06259-04852-00500	20.67	17.71	2.21	83.6
569	Society For Urban And Rural Advancement 04785-04318-00502	21.85	21.85	8.36	108.49

SL. No.	Name & Licence No. of MFIs	Portfolio Yield	Interest Rate Spread	Return on Asset (ROA)	Operation Self-Sufficiency (OSS)
570	Socio Economic Backing Association (SEBA) 01151-00141-00287	26.43	22.56	3.22	109.58
571	Socio Economic Development Agency (SEDA) 02168-04123-00424	18.35	14.91	0.11	67.28
572	Socio Economic Health Education Organization 01826-01668-00532	19.33	16.08	16.1	58.96
573	Socio-Economic And Environment Development Sangstha 00886-02685-00466	22.4	17.06	3.85	105.41
574	Society for Development Actions for Nation Towards Advancement (Deganta) 00745-00944-00382	18.2	14.22	2.54	93.49
575	Society for Peace & Charity 00970-01028-00455	25.89	21.52	0.63	88.82
576	Society of Renaissa Bangladesh 02109-03307-00414	11.62	6.81	0.66	38.35
577	SOJAG 01294-02087-00011	21.2	15.31	4.08	124.43
578	Somaj Unnoyan Karjocrom (SUK) 01682-00678-00594	25.45	20.82	-0.8	86.49
579	SOMAN 02655-01032-00341	14.29	14.02	0.41	52.14
580	Sonali Bhabishyat 00203-00656-00377	22.4	16.69	0.9	90.09
581	Sonali Unnayan Foundation 00071-02963-00385	5.93	2	8.82	59.02
582	Sonali Unnayan Foundation (SUF) 03792-03301-00005	21.93	18.74	0.48	95.94
583	Soochana 00139-01289-00060	13.05	11.55	1.14	86.88
584	Sopnil Bangladesh Foundation 00124-00809-00733	25.71	22.19	5.81	124.01
585	Soul Foundation for Disadvantaged Women 04014-03552-00503	29.12	26.52	4.09	99.34
586	South Asia Partnership-Bangladesh 00452-03124-00302	22.81	17.76	1.01	102.99
587	Sram Unnayan Sangstha 01301-00146-00219	32.39	28.27	4.3	114.91
588	Srijan Mohila Sangstha 01677-02499-00649	6.13	3.46	5.74	64.85
589	Sristy (SRISTY) SOCIETY FOR RURAL IMPROVEMENT AND STABILITY 00600-00238-00693	18.99	17.39	8	181.35
590	Srizony Bangladesh 00675-01941-00239	12.19	7.23	1.66	89.55
591	Step for Advanced Future and Economy (SAFE) 01661-02284-00236	24.42	20.81	3.57	115.46

SL. No.	Name & Licence No. of MFIs	Portfolio Yield	Interest Rate Spread	Return on Asset (ROA)	Operation Self-Sufficiency (OSS)
592	Step Towards Empowerment of the Poor (STEP) 03227-00309-00327	24.61	22.45	1.02	102.68
593	Sthanio Unnayan Sangstha 01996-00602-00297	24.53	17.33	0.52	89.35
594	Stitching Land Ontwikkelings Project Bangladesh 01577-01807-00476	13.07	12.61	1.30	93.13
595	Suchana Samaj Unnayan Sangstha 02373-04595-00267	22.8	18.84	0.22	98.44
596	Support for Rural Advancement Society 00396-01811-00041	30.35	28.37	0.38	92.73
597	Supta Protiva Bikash Sangstha 05400-01060-00698	16.65	15.46	0.19	90.61
598	Suryasarathi Foundation 00067-201KA-00419	23.98	18.39	1.83	107.97
599	Sustainable Upliftment Initiative Trust (SUITT) 05895-02402-00720	59.77	43.51	0.41	100.76
600	Swadesh Unnayan Sangstha-Gopalganj (SUSG) 01259-00750-00559	18.05	16.38	2.49	112.71
601	Swakalpa Society 00848-00578-00608	25.79	22.2	4.8	124.21
602	Swanirvar Bangladesh 00495-03562-00311	24.16	21.43	2.51	110.67
603	Tamanna Foundation 00632-04035-00701	25.83	20.29	0.71	102.43
604	Taltala Jubo Unnayan Sangothon(Taida) 01547-00063-00093	12.19	10.99	0.14	77.51
605	Tarana Trust 2370-00151-00653	29.37	22.33	4.26	116.26
606	Tarango 01152-01809-00523	23.33	20.22	3.78	106.08
607	Technical Assistance For Rural Development 01822-02985-00699	23.27	16.96	0.09	100.08
608	Tekshoi Unnayan Sangstha 00428-01937-00621	19.76	17.22	2.26	110
609	Thanapara Swallows Development Society 01921-04875-00550	10.96	8.38	2.01	73.19
610	The Coastal Rural and Urban Poor Development Association (The Crupda) 00749-00516-00434	14.83	6.86	0.57	82.34
611	The Garo Baptist Convention Christian Health project, Joyramkura 04540-04427-00376	12.97	10.83	-4.61	69.11
612	TMSS 00704-00470-00105	25.49	19.36	6.97	138.57
613	Tribedi Mahila Samaj Unnayan Sangstha 00803-00269-00521	12.64	11.87	-0.07	96.13
614	Udayan Samity (US) 01714-01452-00587	19.42	14.93	0.91	103.55

SL. No.	Name & Licence No. of MFIs	Portfolio Yield	Interest Rate Spread	Return on Asset (ROA)	Operation Self-Sufficiency (OSS)
615	Udayan-Bangladesh 03183-00208-00683	17.90	11.32	0.45	212.55
616	Udayan Sangstha 01027-03176-00577	22.46	17.51	1.86	109.83
617	Udoy (Akti SamajKallyanmulak Protisthan) 00389-00173-00165	24.64	13	0.61	101.63
618	UJAN (Akti Manab Kallyan Sangstha) 01868-02583-00415	16.45	-17.27	1.94	24.8
619	Ulashi Sreejony Sangha 02322-03132-00641	17.02	15.25	-3.79	80.06
620	Unit for Social Advancement (USA) 1700-00203-00632	24.44	22.25	1.52	105.26
621	United Development Initiatives for Programmed Actions-UDDIPAN 00123-00848-00003	23.7	17.42	4.55	118.23
622	United Human Social Advancement Foundation (UHSA) 00772-03919-00435	23.9	18	3.41	123.76
623	United Social Advancement 00557-02496-00515	11.82	10.17	5.13	52.16
624	Universal Social Helping Association (USHA) 03049-01437-00714	17.05	10.59	6.05	139.92
625	UNNAYAN 01224-00043-00113	21.9	17.92	4.54	75.4
626	Unnayan Sangha (US) 05225-02132-00092	13.54	8.67	-2.54	63.23
627	UPAMA (Unnayaner Pathe Manush) 03619-02723-00009	19	13.3	0.68	56.02
628	USA 02266-01415-00484	21.80	19.56	3.73	127.51
629	USHA-Unity for Social & Human Action 06432-02519-00157	8.61	7.36	-2.9	73.93
630	Uttara Development Program Society (UDPS) 03747-00981-00085	24.82	18.89	3.86	109.31
631	Uttaran 01366-02704-00277	17.09	13.27	0.47	89.46
632	Uttarayan Janakallyan Mohila Samity 04370-02938-00564	13.72	13.26	0.63	102.81
633	Village & City Development Society 00287-00086-00351	27.51	19.18	3.16	110.12
634	Village Association for Social Development (VASD) 00139-01172-00152	37.33	23.05	1.84	106.85
635	Village Development Foundation (VDF) 02229-00803-00211	11.07	10.14	-8.62	51.94
636	Village Development Mohila Sangothon (VDMS) 02195-00853-00626	23.24	17.47	2.89	117.6

SL. No.	Name & Licence No. of MFIs	Portfolio Yield	Interest Rate Spread	Return on Asset (ROA)	Operation Self-Sufficiency (OSS)
637	Village Education Resource Center 01275-00523-00017	23.16	19.6	8.57	169.62
638	Voluntary Activities for Social & Human Advancement Foundation 01304-00730-00665	24.39	23.07	1.71	117.2
639	Voluntary Association for Rural Development Project (VARP) 01321-00992-00253	11.3	8.41	0.86	92.75
640	Voluntary Association for Rural People 00010-00891-00338	28.34	20.5	1.41	71.92
641	Voluntary Organization for Social Development (VOSD) 05910-03762-00235	17.45	16.48	0.09	72.92
642	VPKA Foundation 00029-00197-00243	25.6	20.85	2.11	108.47
643	Wave Foundation 04908-00607-00023	23.63	18.04	3.83	116.8
644	Women Job Creation Centre 04902-02805-00656	14.96	13.11	10.01	767.35
645	World Concern Micro Credit Program (WCMCP) 00036-03978-00386	24.74	23.22	3.93	118.46
646	Young Economic Society (YES) 00624-01711-00104	5.65	4.81	0.27	67.39
647	Young Power in Social Action (YPSA) 00299-01249-00335	18.08	14.84	2.02	105.43
648	Young Women's Christian Association 04978-00711-00551	17.93	14.01	0.89	95.28
649	Youth Initiative For Socio-Economic Activity 00056-01720-00734	24.77	19.65	1.06	58.63
650	Zagoroni 00599-00018-00337	27.07	23.49	1.99	111.47

Chapter-5

Sources of Fund Composition

Sources of Fund Composition
As on 30 June 2013 (Draft Data)

SL No.	Name of MFI & Licence NO.	Fund Type	2012-2013 (in Tk.)	%	2011-2012 (in Tk.)	%
1	Abdul Hai Zahura Welfare Foundation 03722-03365-00529	Clients' Savings	1,899,696	20.94	1,807,552	20.97
		Loan from PKSf	-	-	-	-
		Loan from Govt.	260,000	2.87	-	-
		Loan from Other MFIs	2,541,000	28.01	2,541,000	29.48
		Loan from Commercial Banks	650,000	7.16	650,000	7.54
		Other loans	90,000	0.99	350,000	4.06
		Donors' Fund	-	-	-	-
		Cumulative Surplus	3,632,352	40.03	3,269,503	37.94
		Other Fund	-	-	-	-
		Total	9,073,048	100.00	8,618,055	100.00
2	Abdul Momen Khan Memorial Foundation (Khan Foundation) 01771-03222-00388	Clients' Savings	6,077,170	51.15	5,257,463	45.97
		Loan from PKSf	-	-	-	-
		Loan from Govt.	-	-	-	-
		Loan from Other MFIs	-	-	-	-
		Loan from Commercial Banks	-	-	-	-
		Other loans	187,782	1.58	187,782	1.64
		Donors' Fund	-	-	-	-
		Cumulative Surplus	5,615,260	47.27	5,990,358	52.38
		Other Fund	-	-	-	-
		Total	11,880,212	100.00	11,435,603	100.00
3	Abolombon Manob kalyan Shangstha 01712-01121-00260	Clients' Savings	4,080,961	58.54	3,460,253	53.74
		Loan from PKSf	-	-	-	-
		Loan from Govt.	-	-	-	-
		Loan from Other MFIs	-	-	-	-
		Loan from Commercial Banks	-	-	-	-
		Other loans	-	-	212,500	3.30
		Donors' Fund	210,000	3.01	210,000	3.26
		Cumulative Surplus	2,680,012	38.45	2,556,269	39.70
		Other Fund	-	-	-	-
		Total	6,970,973	100.00	6,439,022	100.00
4	Access Toward Livelihood and Welfare Oraganisation (ALWO) 00584-01897-00244	Clients' Savings	728,457	7.24	584,490	40.70
		Loan from PKSf	8,611,079	85.60	-	-
		Loan from Govt.	805,000	8.00	805,000	56.06
		Loan from Other MFIs	-	-	-	-
		Loan from Commercial Banks	-	-	-	-
		Other loans	-	-	-	-
		Donors' Fund	-	-	-	-
		Cumulative Surplus	-84,678	-0.84	46,597	3.24
		Other Fund	-	-	-	-
		Total	10,059,858	100.00	1,436,087	100.00
5	Action in Development- AID 11493-01429-00032	Clients' Savings	16,780,183	15.27	12,025,324	12.01
		Loan from PKSf	-	-	-	-
		Loan from Govt.	-	-	-	-
		Loan from Other MFIs	76,073,178	69.25	83,631,864	83.56
		Loan from Commercial Banks	-	-	-	-
		Other loans	12,528,836	11.40	-	-
		Donors' Fund	-	-	-	-
		Cumulative Surplus	4,472,959	4.07	4,430,444	4.43
		Other Fund	-	-	-	-
		Total	109,855,156	100.00	100,087,632	100.00

SL No.	Name of MFI & Licence NO.	Fund Type	2012-2013 (in Tk.)	%	2011-2012 (in Tk.)	%
6	Action for Human Development Organization - AHDO 00684-02909-00265	Clients' Savings	21,499,029	30.31	19,661,147	26.49
		Loan from PKSf	25,900,000	36.51	35,900,000	48.37
		Loan from Govt.	-	-	-	-
		Loan from Other MFIs	-	-	-	-
		Loan from Commercial Banks	-	-	-	-
		Other loans	-	-	-	-
		Donors' Fund	-	-	-	-
		Cumulative Surplus	22,509,520	31.73	17,853,514	24.05
		Other Fund	1,022,879	1.44	810,059	1.09
		Total	70,931,428	100.00	74,224,720	100.00
7	Ad- din Welfare Centre 01730-00149-00096	Clients' Savings	377,251,507	30.34	339,148,673	29.22
		Loan from PKSf	577,431,497	46.45	584,681,499	50.37
		Loan from Govt.	-	-	-	-
		Loan from Other MFIs	-	-	-	-
		Loan from Commercial Banks	-	-	-	-
		Other loans	-	-	-	-
		Donors' Fund	-	-	-	-
		Cumulative Surplus	266,492,903	21.44	219,665,598	18.93
		Other Fund	22,036,206	1.77	17,163,127	1.48
		Total	1,243,212,113	100.00	1,160,658,897	100.00
8	ADAMS 02008-02954-00130	Clients' Savings	39,562,610	38.23	33,033,788	37.15
		Loan from PKSf	-	-	-	-
		Loan from Govt.	-	-	-	-
		Loan from Other MFIs	-	-	-	-
		Loan from Commercial Banks	-	-	-	-
		Other loans	-	-	264,200	0.30
		Donors' Fund	35,274,508	34.09	35,274,508	39.67
		Cumulative Surplus	28,636,883	27.68	20,342,981	22.88
		Other Fund	-	-	-	-
		Total	103,474,001	100.00	88,915,477	100.00
9	Adarsho Manob Kallyan Sangha 01863-00447-00406	Clients' Savings	3,737,618	38.34	3,601,770	38.91
		Loan from PKSf	-	-	-	-
		Loan from Govt.	-	-	-	-
		Loan from Other MFIs	-	-	-	-
		Loan from Commercial Banks	-	-	-	-
		Other loans	4,019,000	41.23	3,819,000	41.25
		Donors' Fund	-	-	-	-
		Cumulative Surplus	1,792,391	18.39	1,836,653	19.84
		Other Fund	199,154	2.04	-	-
		Total	9,748,163	100.00	9,257,423	100.00
10	ADESH 00091-00396-00079	Clients' Savings	29,244,252	62.82	25,632,747	60.03
		Loan from PKSf	-	-	-	-
		Loan from Govt.	-	-	-	-
		Loan from Other MFIs	-	-	-	-
		Loan from Commercial Banks	-	-	-	-
		Other loans	273,000	0.59	273,000	0.64
		Donors' Fund	2,520,000	5.41	2,520,000	5.90
		Cumulative Surplus	14,515,250	31.18	14,274,005	33.43
		Other Fund	-	-	-	-
		Total	46,552,502	100.00	42,699,752	100.00

SL No.	Name of MFI & Licence NO.	Fund Type	2012-2013 (in Tk.)	%	2011-2012 (in Tk.)	%
11	Adorsha Foundation 05324-04322-00703	Clients' Savings	1,111,864	13.86	1,293,752	15.82
		Loan from PKSf	-	-	-	-
		Loan from Govt.	-	-	-	-
		Loan from Other MFIs	227,150	2.83	224,630	2.75
		Loan from Commercial Banks	-	-	-	-
		Other loans	2,030,000	25.30	2,030,000	24.82
		Donors' Fund	3,908,377	48.71	4,025,634	49.21
		Cumulative Surplus	746,009	9.30	605,904	7.41
		Other Fund	-	-	-	-
		Total	8,023,400	100.00	8,179,920	100.00
12	Agragati 05774-00474-00189	Clients' Savings	13,179,879	21.00	10,360,446	21.28
		Loan from PKSf	36,200,000	57.68	28,100,000	57.71
		Loan from Govt.	-	-	-	-
		Loan from Other MFIs	-	-	-	-
		Loan from Commercial Banks	-	-	-	-
		Other loans	-	-	-	-
		Donors' Fund	2,985,162	4.76	2,985,162	6.13
		Cumulative Surplus	9,270,112	14.77	6,210,001	12.75
		Other Fund	1,122,368	1.79	1,034,175	2.12
		Total	62,757,521	100.00	48,689,784	100.00
13	Agragati Seba Sangstha 00648-01479-00672	Clients' Savings	4,758,328	61.43	3,578,822	59.79
		Loan from PKSf	-	-	-	-
		Loan from Govt.	-	-	-	-
		Loan from Other MFIs	-	-	-	-
		Loan from Commercial Banks	-	-	-	-
		Other loans	779,817	10.07	821,494	13.72
		Donors' Fund	-	-	-	-
		Cumulative Surplus	1,684,018	21.74	1,061,189	17.73
		Other Fund	524,025	6.76	524,025	8.75
		Total	7,746,188	100.00	5,985,530	100.00
14	Agraha Unnayan Sangstha 02424-04685-00708	Clients' Savings	16,077,265	64.01	12,700,907	56.73
		Loan from PKSf	-	-	-	-
		Loan from Govt.	-	-	-	-
		Loan from Other MFIs	-	-	-	-
		Loan from Commercial Banks	-	-	-	-
		Other loans	6,990,256	27.83	8,168,410	36.48
		Donors' Fund	429,519	1.71	331,078	1.48
		Cumulative Surplus	1,618,526	6.44	1,189,007	5.31
		Other Fund	-	-	-	-
		Total	25,115,566	100.00	22,389,402	100.00
15	Agrapathik Development Foundation 00586-00030-00617	Clients' Savings	1,584,396	31.88	1,477,878	30.36
		Loan from PKSf	-	-	-	-
		Loan from Govt.	40,000	0.80	40,000	0.82
		Loan from Other MFIs	306,268	6.16	336,268	6.91
		Loan from Commercial Banks	-	-	-	-
		Other loans	1,536,761	30.92	1,738,281	35.71
		Donors' Fund	-	-	-	-
		Cumulative Surplus	1,502,198	30.23	1,275,199	26.20
		Other Fund	-	-	-	-
		Total	4,969,623	100.00	4,867,626	100.00

SL No.	Name of MFI & Licence NO.	Fund Type	2012-2013 (in Tk.)	%	2011-2012 (in Tk.)	%
16	Agroduct Foundation 00255-03691-00691	Clients' Savings	2,175,286	42.62	2,270,953	41.70
		Loan from PKSf	-	-	-	-
		Loan from Govt.	-	-	-	-
		Loan from Other MFIs	-	-	-	-
		Loan from Commercial Banks	-	-	-	-
		Other loans	1,408,157	27.59	1,878,623	34.50
		Donors' Fund	-	-	-	-
		Cumulative Surplus	1,520,367	29.79	1,296,134	23.80
		Other Fund	-	-	-	-
		Total	5,103,810	100.00	5,445,710	100.00
17	Agrogami Unnayan Sangastha(Agrogami) 07086-04175-00727	Clients' Savings	3,488,590	50.01	2,634,795	51.74
		Loan from PKSf	-	-	-	-
		Loan from Govt.	-	-	-	-
		Loan from Other MFIs	-	-	-	-
		Loan from Commercial Banks	-	-	-	-
		Other loans	2,798,309	40.12	1,782,573	35.01
		Donors' Fund	230,440	3.30	184,000	3.61
		Cumulative Surplus	390,998	5.61	435,651	8.56
		Other Fund	66,774	0.96	55,050	1.08
		Total	6,975,111	100.00	5,092,069	100.00
18	Ahead Social Organization (ASO) 01180-01615-00276	Clients' Savings	30,859,042	18.58	23,546,931	21.28
		Loan from PKSf	73,516,665	44.27	63,316,665	57.21
		Loan from Govt.	-	-	-	-
		Loan from Other MFIs	-	-	-	-
		Loan from Commercial Banks	-	-	-	-
		Other loans	-	-	-	-
		Donors' Fund	-	-	-	-
		Cumulative Surplus	61,694,994	37.15	22,977,899	20.76
		Other Fund	-	-	833,143	0.75
		Total	166,070,701	100.00	110,674,638	100.00
19	AID-Comilla 00429-00140-00146	Clients' Savings	33,436,735	41.88	25,035,556	35.26
		Loan from PKSf	-	-	-	-
		Loan from Govt.	1,672,204	2.09	2,387,761	3.36
		Loan from Other MFIs	-	-	-	-
		Loan from Commercial Banks	15,762,718	19.74	15,250,000	21.48
		Other loans	3,710,134	4.65	4,930,203	6.94
		Donors' Fund	-	-	-	-
		Cumulative Surplus	25,256,672	31.63	23,390,007	32.95
		Other Fund	-	-	-	-
		Total	79,838,463	100.00	70,993,527	100.00
20	Akota Samaj Unnayan Kenddra (ASUK) 03092-01106-00401	Clients' Savings	1,696,727	32.29	1,473,582	28.97
		Loan from PKSf	-	-	300,000	5.90
		Loan from Govt.	-	-	-	-
		Loan from Other MFIs	-	-	-	-
		Loan from Commercial Banks	-	-	-	-
		Other loans	-	-	-	-
		Donors' Fund	-	-	-	-
		Cumulative Surplus	3,558,103	67.71	3,209,878	63.10
		Other Fund	-	-	103,615	2.04
		Total	5,254,830	100.00	5,087,075	100.00

SL No.	Name of MFI & Licence NO.	Fund Type	2012-2013 (in Tk.)	%	2011-2012 (in Tk.)	%
21	Al Kariem Shikkha O Paribesh Unnayan Foundation 00597-00726-00663	Clients' Savings	3,234,660	40.94	3,288,662	43.49
		Loan from PKSf	-	-	-	-
		Loan from Govt.	-	-	-	-
		Loan from Other MFIs	-	-	-	-
		Loan from Commercial Banks	-	-	-	-
		Other loans	3,519,813	44.55	3,119,813	41.26
		Donors' Fund	-	-	-	-
		Cumulative Surplus	1,146,241	14.51	1,153,395	15.25
		Other Fund	-	-	-	-
		Total	7,900,714	100.00	7,561,870	100.00
22	Al-Falah Aam Unnayan Sangstha(AFAUS) 00339-03482-00177	Clients' Savings	157,995,981	45.17	142,539,430	41.56
		Loan from PKSf	117,500,000	33.59	144,850,000	42.23
		Loan from Govt.	955,910	0.27	1,192,439	0.35
		Loan from Other MFIs	-	-	-	-
		Loan from Commercial Banks	-	-	-	-
		Other loans	-	-	-	-
		Donors' Fund	-	-	-	-
		Cumulative Surplus	55,470,569	15.86	35,887,121	10.46
		Other Fund	17,870,749	5.11	18,529,468	5.40
		Total	349,793,209	100.00	342,998,458	100.00
23	Ahead Social Organization (ASO) 01180-01615-00276	Clients' Savings	2,969,911	25.88	2,273,751	28.92
		Loan from PKSf	-	-	-	-
		Loan from Govt.	1,736,545	15.13	873,328	11.11
		Loan from Other MFIs	-	-	-	-
		Loan from Commercial Banks	-	-	-	-
		Other loans	4,710,000	41.05	3,387,000	43.08
		Donors' Fund	-	-	-	-
		Cumulative Surplus	2,057,875	17.93	1,328,673	16.90
		Other Fund	-	-	-	-
		Total	11,474,331	100.00	7,862,752	100.00
24	Alo Manabik Unnayan Kendra (ALO) 05291-03805-00539	Clients' Savings	3,635,726	64.35	2,797,139	59.11
		Loan from PKSf	-	-	-	-
		Loan from Govt.	-	-	-	-
		Loan from Other MFIs	-	-	-	-
		Loan from Commercial Banks	-	-	-	-
		Other loans	1,738,000	30.76	1,738,000	36.73
		Donors' Fund	-	-	-	-
		Cumulative Surplus	276,384	4.89	197,157	4.17
		Other Fund	-	-	-	-
		Total	5,650,110	100.00	4,732,296	100.00
25	Aloha Social Services Bangladesh (ASSB) 03260-01158-00108	Clients' Savings	13,521,471	22.15	11,924,240	24.52
		Loan from PKSf	-	-	-	-
		Loan from Govt.	-	-	-	-
		Loan from Other MFIs	-	-	-	-
		Loan from Commercial Banks	2,000,000	3.28	-	-
		Other loans	-	-	-	-
		Donors' Fund	-	-	21,425,990	44.06
		Cumulative Surplus	15,284,282	25.04	15,284,282	31.43
		Other Fund	30,239,139	49.54	-	-
		Total	61,044,892	100.00	48,634,512	100.00

SL No.	Name of MFI & Licence NO.	Fund Type	2012-2013 (in Tk.)	%	2011-2012 (in Tk.)	%
26	Alokon 02124-01512-00525	Clients' Savings	4,053,467	43.65	4,263,395	48.06
		Loan from PKSF	-	-	-	-
		Loan from Govt.	1,343,464	14.47	-	-
		Loan from Other MFIs	2,450,287	26.39	4,293,117	48.39
		Loan from Commercial Banks	-	-	-	-
		Other loans	25,000	0.27	-	-
		Donors' Fund	131,602	1.42	-	-
		Cumulative Surplus	376,595	4.06	315,315	3.55
		Other Fund	904,940	9.75	-	-
		Total	9,285,355	100.00	8,871,827	100.00
27	Alor Nir Somity 04781-01544-00671	Clients' Savings	2,722,951	46.02	3,427,198	59.98
		Loan from PKSF	-	-	-	-
		Loan from Govt.	-	-	-	-
		Loan from Other MFIs	-	-	-	-
		Loan from Commercial Banks	-	-	-	-
		Other loans	1,803,198	30.47	1,118,341	19.57
		Donors' Fund	-	-	-	-
		Cumulative Surplus	1,234,715	20.87	1,048,237	18.35
		Other Fund	156,290	2.64	120,210	2.10
		Total	5,917,154	100.00	5,713,986	100.00
28	Alor Pothe 04066-00937-00597	Clients' Savings	2,674,286	34.44	2,256,522	34.91
		Loan from PKSF	-	-	-	-
		Loan from Govt.	-	-	-	-
		Loan from Other MFIs	-	-	-	-
		Loan from Commercial Banks	-	-	-	-
		Other loans	2,160,000	27.82	1,725,000	26.69
		Donors' Fund	-	-	-	-
		Cumulative Surplus	2,266,482	29.19	2,079,940	32.18
		Other Fund	664,502	8.56	402,187	6.22
		Total	7,765,270	100.00	6,463,649	100.00
29	Aloshikha Rajihar Samaj Unnayan Kendra 04982-01293-00242	Clients' Savings	3,554,040	37.29	4,449,153	27.77
		Loan from PKSF	-	-	-	-
		Loan from Govt.	-	-	-	-
		Loan from Other MFIs	-	-	-	-
		Loan from Commercial Banks	3,062,213	32.13	5,670,042	35.39
		Other loans	2,376,459	24.94	5,440,059	33.95
		Donors' Fund	-	-	-	-
		Cumulative Surplus	537,271	5.64	462,198	2.88
		Other Fund	-	-	-	-
		Total	9,529,983	100.00	16,021,452	100.00
30	Alternative Development Initiative 00711-00027-00303	Clients' Savings	93,251,028	34.46	71,167,454	28.35
		Loan from PKSF	103,416,667	38.21	114,000,005	45.41
		Loan from Govt.	-	-	-	-
		Loan from Other MFIs	-	-	-	-
		Loan from Commercial Banks	26,414,964	9.76	39,134,621	15.59
		Other loans	7,990,000	2.95	2,144,763	0.85
		Donors' Fund	-	-	-	-
		Cumulative Surplus	36,903,980	13.64	22,504,704	8.97
		Other Fund	2,647,578	0.98	2,070,482	0.82
		Total	270,624,217	100.00	251,022,029	100.00

SL No.	Name of MFI & Licence NO.	Fund Type	2012-2013 (in Tk.)	%	2011-2012 (in Tk.)	%
31	AMDA Health & Environment Development Society 00136-00610-00344	Clients' Savings	13,940,585	51.84	12,220,535	50.88
		Loan from PKSF	-	-	-	-
		Loan from Govt.	-	-	-	-
		Loan from Other MFIs	-	-	-	-
		Loan from Commercial Banks	-	-	-	-
		Other loans	8,266,113	30.74	8,154,071	33.95
		Donors' Fund	-	-	-	-
		Cumulative Surplus	4,683,461	17.42	3,643,237	15.17
		Other Fund	-	-	-	-
		Total	26,890,159	100.00	24,017,843	100.00
32	Amra Kaj Kory 01613-01081-00661	Clients' Savings	13,456,265	41.61	12,236,193	42.58
		Loan from PKSF	-	-	-	-
		Loan from Govt.	-	-	-	-
		Loan from Other MFIs	-	-	-	-
		Loan from Commercial Banks	-	-	-	-
		Other loans	-	-	-	-
		Donors' Fund	-	-	-	-
		Cumulative Surplus	18,882,833	58.39	16,498,974	57.42
		Other Fund	-	-	-	-
		Total	32,339,098	100.00	28,735,167	100.00
33	Anando 02060-01912-00232	Clients' Savings	28,220,255	19.33	22,626,418	18.39
		Loan from PKSF	-	-	-	-
		Loan from Govt.	-	-	-	-
		Loan from Other MFIs	-	-	-	-
		Loan from Commercial Banks	-	-	-	-
		Other loans	1,698,000	1.16	-	-
		Donors' Fund	91,780,403	62.86	82,375,403	66.95
		Cumulative Surplus	18,589,817	12.73	12,318,114	10.01
		Other Fund	5,716,640	3.92	5,716,640	4.65
		Total	146,005,115	100.00	123,036,575	100.00
34	Ancholic Polli Unnayan Sangstha (APUS) 00846-01064-00637	Clients' Savings	1,942,628	28.15	1,808,461	26.79
		Loan from PKSF	-	-	-	-
		Loan from Govt.	-	-	-	-
		Loan from Other MFIs	-	-	-	-
		Loan from Commercial Banks	-	-	-	-
		Other loans	4,665,000	67.60	4,665,000	69.10
		Donors' Fund	-	-	-	-
		Cumulative Surplus	293,332	4.25	277,885	4.12
		Other Fund	-	-	-	-
		Total	6,900,960	100.00	6,751,346	100.00
35	Anirban Samaj Unnayan Sangstha 00701-00968-00294	Clients' Savings	1,215,463	30.69	631,812	27.55
		Loan from PKSF	-	-	-	-
		Loan from Govt.	-	-	-	-
		Loan from Other MFIs	4,324,571	109.19	3,065,071	133.67
		Loan from Commercial Banks	-	-	-	-
		Other loans	32,000	0.81	-	-
		Donors' Fund	-	-	-	-
		Cumulative Surplus	-1,746,254	-44.09	-1,464,800	-63.88
		Other Fund	134,912	3.41	61,012	2.66
		Total	3,960,692	100.00	2,293,095	100.00

SL No.	Name of MFI & Licence NO.	Fund Type	2012-2013 (in Tk.)	%	2011-2012 (in Tk.)	%
36	Annaya Samaj Kallyan Sangstha (ASKS) 00353-02761-00298	Clients' Savings	121,022,970	24.42	109,245,263	22.62
		Loan from PKSF	279,099,993	56.31	289,949,993	60.03
		Loan from Govt.	-	-	-	-
		Loan from Other MFIs	-	-	-	-
		Loan from Commercial Banks	-	-	-	-
		Other loans	-	-	-	-
		Donors' Fund	-	-	-	-
		Cumulative Surplus	48,505,156	9.79	42,292,065	8.76
		Other Fund	47,009,508	9.48	41,497,149	8.59
	Total	495,637,627	100.00	482,984,470	100.00	
37	Ansar Ali Foundation For Integrated Development (AFID) 00669-03433-00321	Clients' Savings	9,106,452	33.03	7,564,158	29.94
		Loan from PKSF	6,950,000	25.21	7,600,000	30.09
		Loan from Govt.	-	-	-	-
		Loan from Other MFIs	-	-	-	-
		Loan from Commercial Banks	-	-	-	-
		Other loans	-	-	-	-
		Donors' Fund	-	-	-	-
		Cumulative Surplus	11,511,872	41.76	10,096,715	39.97
		Other Fund	-	-	-	-
	Total	27,568,324	100.00	25,260,873	100.00	
38	ANTAR Society for Development 00424-00341-00501	Clients' Savings	22,242,560	37.59	19,899,238	28.44
		Loan from PKSF	27,500,000	46.47	43,500,000	62.17
		Loan from Govt.	-	-	-	-
		Loan from Other MFIs	-	-	-	-
		Loan from Commercial Banks	-	-	-	-
		Other loans	-	-	-	-
		Donors' Fund	-	-	-	-
		Cumulative Surplus	9,430,961	15.94	6,574,806	9.40
		Other Fund	-	-	-	-
	Total	59,173,521	100.00	69,974,044	100.00	
39	ARS Bangladesh 02814-03211-00405	Clients' Savings	32,703,884	13.26	16,039,255	13.21
		Loan from PKSF	-	-	-	-
		Loan from Govt.	2,697,737	1.09	31,162,389	25.66
		Loan from Other MFIs	-	-	-	-
		Loan from Commercial Banks	163,524,163	66.32	37,868,803	31.18
		Other loans	3,110,058	1.26	3,854,901	3.17
		Donors' Fund	-	-	-	-
		Cumulative Surplus	38,170,200	15.48	30,386,634	25.02
		Other Fund	6,379,030	2.59	2,136,660	1.76
	Total	246,585,072	100.00	121,448,642	100.00	
40	Artha-Samajik Unnayan Sangstha (AUS) 02444-01871-00411	Clients' Savings	2,150,865	36.32	2,165,966	38.95
		Loan from PKSF	-	-	-	-
		Loan from Govt.	-	-	-	-
		Loan from Other MFIs	-	-	-	-
		Loan from Commercial Banks	-	-	-	-
		Other loans	-	-	-	-
		Donors' Fund	-	-	-	-
		Cumulative Surplus	3,770,694	63.68	3,395,329	61.05
		Other Fund	-	-	-	-
	Total	5,921,559	100.00	5,561,295	100.00	

SL No.	Name of MFI & Licence NO.	Fund Type	2012-2013 (in Tk.)	%	2011-2012 (in Tk.)	%
41	ASA 00470-00538-00100	Clients' Savings	19,127,299,874	25.97	14,919,977,319	25.19
		Loan from PKSF	-	-	-	-
		Loan from Govt.	-	-	-	-
		Loan from Other MFIs	-	-	-	-
		Loan from Commercial Banks	1,000,000,000	1.36	-	-
		Other loans	634,856,631	0.86	590,048,714	1.00
		Donors' Fund	-	-	-	-
		Cumulative Surplus	45,914,487,663	62.33	37,332,492,258	63.02
		Other Fund	6,984,926,987	9.48	6,397,649,576	10.80
		Total	73,661,571,155	100.00	59,240,167,867	100.00
42	Ashar Alo Unnayan Sangstha 00742-03009-00557	Clients' Savings	1,365,505	32.52	1,548,893	37.46
		Loan from PKSF	-	-	-	-
		Loan from Govt.	-	-	-	-
		Loan from Other MFIs	-	-	-	-
		Loan from Commercial Banks	-	-	-	-
		Other loans	762,596	18.16	305,306	7.38
		Donors' Fund	-	-	-	-
		Cumulative Surplus	2,070,859	49.32	2,281,030	55.16
		Other Fund	-	-	-	-
		Total	4,198,960	100.00	4,135,229	100.00
43	Ashanti Samaj Kallyan Sangstha 01865-02314-00073	Clients' Savings	5,400,948	30.10	5,480,150	33.04
		Loan from PKSF	-	-	-	-
		Loan from Govt.	-	-	-	-
		Loan from Other MFIs	-	-	-	-
		Loan from Commercial Banks	-	-	-	-
		Other loans	10,369,655	57.78	9,219,908	55.59
		Donors' Fund	-	-	-	-
		Cumulative Surplus	2,175,156	12.12	1,884,968	11.37
		Other Fund	-	-	-	-
		Total	17,945,759	100.00	16,585,026	100.00
44	Ashataru 03757-03001-00451	Clients' Savings	5,784,425	87.82	5,796,607	87.89
		Loan from PKSF	-	-	-	-
		Loan from Govt.	-	-	-	-
		Loan from Other MFIs	-	-	-	-
		Loan from Commercial Banks	-	-	-	-
		Other loans	550,000	8.35	550,000	8.34
		Donors' Fund	-	-	-	-
		Cumulative Surplus	162,048	2.46	158,787	2.41
		Other Fund	90,015	1.37	90,015	1.36
		Total	6,586,488	100.00	6,595,409	100.00
45	Ashrai 00609-01019-00200	Clients' Savings	142,196,645	43.83	128,859,147	44.15
		Loan from PKSF	28,199,999	8.69	12,866,665	4.41
		Loan from Govt.	-	-	-	-
		Loan from Other MFIs	-	-	-	-
		Loan from Commercial Banks	-	-	-	-
		Other loans	-	-	-	-
		Donors' Fund	-	-	93,476,716	32.03
		Cumulative Surplus	122,365,121	37.72	22,280,646	7.63
		Other Fund	31,673,629	9.76	34,358,011	11.77
		Total	324,435,394	100.00	291,841,185	100.00

SL No.	Name of MFI & Licence NO.	Fund Type	2012-2013 (in Tk.)	%	2011-2012 (in Tk.)	%
46	Aso Gori Unnayan Sangstha (AGUS) 03032-02138-00467	Clients' Savings	5,119,463	23.85	3,816,018	18.45
		Loan from PKSF	-	-	-	-
		Loan from Govt.	211,575	0.99	385,000	1.86
		Loan from Other MFIs	5,365,213	24.99	3,521,125	17.02
		Loan from Commercial Banks	8,839,840	41.18	9,022,337	43.62
		Other loans	658,094	3.07	2,983,397	14.42
		Donors' Fund	-	-	-	-
		Cumulative Surplus	1,273,700	5.93	956,003	4.62
		Other Fund	-	-	-	-
		Total	21,467,885	100.00	20,683,880	100.00
47	ASPADA-Poribesh Unnayan Foundation 00178-00261-00199	Clients' Savings	164,597,850	32.21	169,687,378	33.29
		Loan from PKSF	210,792,468	41.26	228,559,136	44.84
		Loan from Govt.	-	-	-	-
		Loan from Other MFIs	-	-	-	-
		Loan from Commercial Banks	-	-	-	-
		Other loans	-	-	-	-
		Donors' Fund	-	-	-	-
		Cumulative Surplus	128,542,689	25.16	111,514,484	21.88
		Other Fund	7,002,470	1.37	-	-
		Total	510,935,477	100.00	509,760,998	100.00
48	Assistance for Slum Dwellers (ASD) 01153-01347-00323	Clients' Savings	13,856,367	99.72	13,047,298	100.86
		Loan from PKSF	-	-	-	-
		Loan from Govt.	-	-	-	-
		Loan from Other MFIs	-	-	-	-
		Loan from Commercial Banks	-	-	-	-
		Other loans	-	-	-	-
		Donors' Fund	-	-	-	-
		Cumulative Surplus	38,856	0.28	-111,420	-0.86
		Other Fund	-	-	-	-
		Total	13,895,223	100.00	12,935,878	100.00
49	Assistance for Human Resource Development With Technology (AHRDT) 00275-01123-00413	Clients' Savings	2,706,812	32.60	3,567,502	31.47
		Loan from PKSF	-	-	-	-
		Loan from Govt.	-	-	-	-
		Loan from Other MFIs	-	-	-	-
		Loan from Commercial Banks	1,388,049	16.71	4,833,334	42.66
		Other loans	3,661,661	44.09	2,461,591	21.72
		Donors' Fund	-	-	-	-
		Cumulative Surplus	475,889	5.73	472,803	4.17
		Other Fund	71,910	0.87	-	-
		Total	8,304,321	100.00	11,335,230	100.00
50	Assistance for Social Organization and Development -ASOD 01173-01986-00127	Clients' Savings	23,544,031	10.95	30,631,077	13.37
		Loan from PKSF	171,916,667	79.96	176,166,667	76.87
		Loan from Govt.	-	-	-	-
		Loan from Other MFIs	-	-	-	-
		Loan from Commercial Banks	5,318,000	2.47	8,708,500	3.80
		Other loans	-	-	-	-
		Donors' Fund	-	-	-	-
		Cumulative Surplus	14,226,330	6.62	13,653,858	5.96
		Other Fund	-	-	-	-
		Total	215,005,028	100.00	229,160,102	100.00

SL No.	Name of MFI & Licence NO.	Fund Type	2012-2013 (in Tk.)	%	2011-2012 (in Tk.)	%
51	Assistance for the Livelihood of the Origins (ALO) 00752-00253-00576	Clients' Savings	2,970,780	31.18	2,933,435	29.06
		Loan from PKSf	6,539,875	68.65	6,806,539	67.43
		Loan from Govt.	-	-	-	-
		Loan from Other MFIs	-	-	-	-
		Loan from Commercial Banks	-	-	-	-
		Other loans	-	-	234,680	2.32
		Donors' Fund	-	-	-	-
		Cumulative Surplus	-55,641	-0.58	75,456	0.75
		Other Fund	72,048	0.76	44,302	0.44
		Total	9,527,062	100.00	10,094,412	100.00
52	Association for Bangladesh Social Advancement (ABSA) 00883-00034-00226	Clients' Savings	1,318,784	24.96	1,326,234	26.47
		Loan from PKSf	-	-	-	-
		Loan from Govt.	-	-	-	-
		Loan from Other MFIs	-	-	-	-
		Loan from Commercial Banks	-	-	-	-
		Other loans	858,486	16.25	858,486	17.14
		Donors' Fund	-	-	-	-
		Cumulative Surplus	3,105,339	58.78	2,825,171	56.39
		Other Fund	-	-	-	-
		Total	5,282,609	100.00	5,009,891	100.00
53	Association for Realisation of Basic Needs- ARBAN 01482-00179-00066	Clients' Savings	222,468,352	63.98	181,175,259	59.73
		Loan from PKSf	7,450,000	2.14	11,950,000	3.94
		Loan from Govt.	-	-	-	-
		Loan from Other MFIs	-	-	-	-
		Loan from Commercial Banks	-	-	-	-
		Other loans	47,729,467	13.73	42,569,492	14.03
		Donors' Fund	7,258,838	2.09	7,258,838	2.39
		Cumulative Surplus	38,669,073	11.12	25,359,965	8.36
		Other Fund	24,160,593	6.95	35,033,186	11.55
		Total	347,736,323	100.00	303,346,740	100.00
54	Association for Renovation of Community Health Education Services (ARCHES) 00307-02179-00056	Clients' Savings	14,157,171	19.73	13,445,432	25.31
		Loan from PKSf	54,100,000	75.40	36,100,000	67.96
		Loan from Govt.	-	-	807,252	1.52
		Loan from Other MFIs	-	-	-	-
		Loan from Commercial Banks	-	-	-	-
		Other loans	-	-	-	-
		Donors' Fund	-	-	-	-
		Cumulative Surplus	2,769,209	3.86	2,626,819	4.94
		Other Fund	722,406	1.01	142,390	0.27
		Total	71,748,786	100.00	53,121,893	100.00
55	Association for Advancement & Development(AAD) 01672-00390-00102	Clients' Savings	9,047,099	15.20	5,328,032	14.43
		Loan from PKSf	-	-	-	-
		Loan from Govt.	1,740,482	2.92	975,988	2.64
		Loan from Other MFIs	-	-	-	-
		Loan from Commercial Banks	37,701,447	63.35	17,933,378	48.57
		Other loans	-	-	1,051,821	2.85
		Donors' Fund	-	-	-	-
		Cumulative Surplus	11,022,367	18.52	11,083,055	30.01
		Other Fund	-	-	552,823	1.50
		Total	59,511,395	100.00	36,925,097	100.00

SL No.	Name of MFI & Licence NO.	Fund Type	2012-2013 (in Tk.)	%	2011-2012 (in Tk.)	%
56	Association for Community Development-ACD 00540-01723-00227	Clients' Savings	20,219,385	19.64	17,405,193	23.54
		Loan from PKSF	67,800,000	65.84	44,550,000	60.25
		Loan from Govt.	-	-	-	-
		Loan from Other MFIs	-	-	-	-
		Loan from Commercial Banks	-	-	-	-
		Other loans	-	-	-	-
		Donors' Fund	-	-	-	-
		Cumulative Surplus	14,137,045	13.73	11,349,049	15.35
		Other Fund	815,667	0.79	643,109	0.87
		Total	102,972,097	100.00	73,947,351	100.00
57	Association for Rural Advancement in Bangladesh (ARAB) 02015-00479-00042	Clients' Savings	49,364,646	21.43	43,116,717	23.57
		Loan from PKSF	73,036,667	31.70	51,920,000	28.39
		Loan from Govt.	-	-	-	-
		Loan from Other MFIs	-	-	-	-
		Loan from Commercial Banks	-	-	-	-
		Other loans	-	-	-	-
		Donors' Fund	-	-	-	-
		Cumulative Surplus	97,905,363	42.49	79,888,744	43.68
		Other Fund	10,098,350	4.38	7,968,013	4.36
		Total	230,405,026	100.00	182,893,474	100.00
58	Association for Social Development 02471-01868-00447	Clients' Savings	4,895,691	61.75	5,071,149	69.50
		Loan from PKSF	-	-	-	-
		Loan from Govt.	-	-	-	-
		Loan from Other MFIs	-	-	-	-
		Loan from Commercial Banks	-	-	-	-
		Other loans	1,622,521	20.47	934,337	12.80
		Donors' Fund	55,000	0.69	55,000	0.75
		Cumulative Surplus	168,648	2.13	154,438	2.12
		Other Fund	1,186,106	14.96	1,081,783	14.83
		Total	7,927,966	100.00	7,296,707	100.00
59	Association for Social Development (A.S.D) 01234-03143-00593	Clients' Savings	2,754,767	35.79	2,416,136	36.10
		Loan from PKSF	-	-	-	-
		Loan from Govt.	-	-	-	-
		Loan from Other MFIs	-	-	-	-
		Loan from Commercial Banks	-	-	-	-
		Other loans	85,553	1.11	57,607	0.86
		Donors' Fund	-	-	66,993	1.00
		Cumulative Surplus	4,218,569	54.80	3,610,936	53.96
		Other Fund	638,604	8.30	540,640	8.08
		Total	7,697,493	100.00	6,692,312	100.00
60	Association For Social Organization In Paharpur (ASOP) 01717-00529-00174	Clients' Savings	13,085,065	22.65	13,486,267	32.40
		Loan from PKSF	-	-	-	-
		Loan from Govt.	151,867	0.26	446,658	1.07
		Loan from Other MFIs	-	-	-	-
		Loan from Commercial Banks	38,735,815	67.04	20,045,376	48.16
		Other loans	-	-	-	-
		Donors' Fund	302,523	0.52	302,523	0.73
		Cumulative Surplus	5,502,428	9.52	7,345,892	17.65
		Other Fund	-	-	-	-
		Total	57,777,698	100.00	41,626,716	100.00

SL No.	Name of MFI & Licence NO.	Fund Type	2012-2013 (in Tk.)	%	2011-2012 (in Tk.)	%
61	Association for Socio-Economic Advancement of Bangladesh (ASEAB) 00104-03016-00164	Clients' Savings	9,939,836	40.47	9,052,640	43.66
		Loan from PKSF	-	-	-	-
		Loan from Govt.	-	-	-	-
		Loan from Other MFIs	3,131,539	12.75	2,241,860	10.81
		Loan from Commercial Banks	-	-	-	-
		Other loans	-	-	-	-
		Donors' Fund	-	-	-	-
		Cumulative Surplus	11,488,962	46.78	9,438,514	45.52
		Other Fund	-	-	-	-
		Total	24,560,337	100.00	20,733,014	100.00
62	Association for Under-privileged People-AUP 00527-00392-00058	Clients' Savings	18,621,029	41.88	10,584,063	32.27
		Loan from PKSF	5,800,000	13.05	4,000,000	12.20
		Loan from Govt.	1,935,000	4.35	1,584,999	4.83
		Loan from Other MFIs	5,269,557	11.85	5,844,168	17.82
		Loan from Commercial Banks	-	-	-	-
		Other loans	-	-	-	-
		Donors' Fund	-	-	-	-
		Cumulative Surplus	12,835,402	28.87	10,781,492	32.88
		Other Fund	-	-	-	-
		Total	44,460,988	100.00	32,794,722	100.00
63	Association for Women Empowerment and Child Right's (AWAC) 01457-00321-00436	Clients' Savings	11,882,312	65.85	10,665,031	64.83
		Loan from PKSF	-	-	-	-
		Loan from Govt.	-	-	-	-
		Loan from Other MFIs	-	-	-	-
		Loan from Commercial Banks	-	-	1,883,334	11.45
		Other loans	2,518,706	13.96	1,920,441	11.67
		Donors' Fund	-	-	-	-
		Cumulative Surplus	2,361,944	13.09	1,981,793	12.05
		Other Fund	1,280,796	7.10	-	-
		Total	18,043,758	100.00	16,450,599	100.0
64	Association of Voluntary Action for Society (AVAS) 02746-00258-00647	Clients' Savings	2,478,022	39.85	-	-
		Loan from PKSF	-	-	-	-
		Loan from Govt.	-	-	-	-
		Loan from Other MFIs	3,702,500	59.54	-	-
		Loan from Commercial Banks	-	-	-	-
		Other loans	-	-	-	-
		Donors' Fund	-	-	-	-
		Cumulative Surplus	37,606	0.60	-	-
		Other Fund	-	-	-	-
		Total	6,218,128	100.00	0	0.00
65	ATMABISWAS 00969-00226-00034	Clients' Savings	74,832,333	21.03	72,839,891	23.30
		Loan from PKSF	91,250,000	25.65	189,783,333	60.72
		Loan from Govt.	-	-	-	-
		Loan from Other MFIs	-	-	-	-
		Loan from Commercial Banks	133,746,106	37.59	-	-
		Other loans	-	-	-	-
		Donors' Fund	-	-	-	-
		Cumulative Surplus	55,940,174	15.72	49,951,441	15.98
		Other Fund	-	-	-	-
		Total	355,768,613	100.00	312,574,665	100.00

SL No.	Name of MFI & Licence NO.	Fund Type	2012-2013 (in Tk.)	%	2011-2012 (in Tk.)	%
66	Aukur Palli Unnayan Kendra 00245-02077-00134	Clients' Savings	30,530,044	38.38	26,055,316	39.82
		Loan from PKSf	-	-	-	-
		Loan from Govt.	-	-	-	-
		Loan from Other MFIs	-	-	-	-
		Loan from Commercial Banks	-	-	-	-
		Other loans	3,040,000	3.82	400,000	0.61
		Donors' Fund	-	-	-	-
		Cumulative Surplus	41,791,812	52.54	38,977,043	59.57
		Other Fund	4,179,181	5.25	-	-
		Total	79,541,037	100.00	65,432,359	100.00
67	Aushgara Unnayan Sangstha 02676-02019-00325	Clients' Savings	6,574,198	55.83	5,874,649	60.84
		Loan from PKSf	-	-	-	-
		Loan from Govt.	875,000	7.43	-	-
		Loan from Other MFIs	-	-	-	-
		Loan from Commercial Banks	-	-	-	-
		Other loans	-	-	-	-
		Donors' Fund	-	-	-	-
		Cumulative Surplus	4,326,301	36.74	3,781,454	39.16
		Other Fund	-	-	-	-
		Total	11,775,499	100.00	9,656,103	100.00
68	Austha Manabik Unnayan Kendra 05866-00911-00573	Clients' Savings	2,405,838	21.18	1,976,543	21.02
		Loan from PKSf	-	-	-	-
		Loan from Govt.	-	-	-	-
		Loan from Other MFIs	5,514,600	48.55	6,290,175	66.88
		Loan from Commercial Banks	1,562,702	13.76	-	-
		Other loans	-	-	92,820	0.99
		Donors' Fund	-	-	-	-
		Cumulative Surplus	1,313,534	11.56	1,045,769	11.12
		Other Fund	562,000	4.95	-	-
		Total	11,358,674	100.00	9,405,307	100.00
69	AVA Development Society 05305-00792-00470	Clients' Savings	10,283,088	30.32	9,222,815	23.39
		Loan from PKSf	18,650,000	54.99	25,850,000	65.55
		Loan from Govt.	-	-	-	-
		Loan from Other MFIs	-	-	-	-
		Loan from Commercial Banks	-	-	-	-
		Other loans	-	-	-	-
		Donors' Fund	-	-	-	-
		Cumulative Surplus	4,580,373	13.51	4,039,514	10.24
		Other Fund	399,754	1.18	321,834	0.82
		Total	33,913,215	100.00	39,434,163	100.00
70	Azad Unnayan Sangstha (AUS) 01462-00943-00125	Clients' Savings	554,938	9.00	562,126	9.48
		Loan from PKSf	-	-	-	-
		Loan from Govt.	912,848	14.81	805,959	13.59
		Loan from Other MFIs	-	-	-	-
		Loan from Commercial Banks	-	-	-	-
		Other loans	22,461	0.36	22,461	0.38
		Donors' Fund	-	-	-	-
		Cumulative Surplus	4,674,127	75.82	4,539,601	76.55
		Other Fund	-	-	-	-
		Total	6,164,374	100.00	5,930,147	100.00

SL No.	Name of MFI & Licence NO.	Fund Type	2012-2013 (in Tk.)	%	2011-2012 (in Tk.)	%
71	Badalgachhi Manob Kallyan Sangstha 06587-03367-00485	Clients' Savings	1,483,499	23.66	1,985,947	12.97
		Loan from PKSF	-	-	-	-
		Loan from Govt.	-	-	-	-
		Loan from Other MFIs	-	-	-	-
		Loan from Commercial Banks	-	-	-	-
		Other loans	176,960	2.82	9,033,610	58.99
		Donors' Fund	3,570,303	56.95	3,328,215	21.73
		Cumulative Surplus	-	-	-	-
		Other Fund	1,038,076	16.56	966,311	6.31
		Total	6,268,838	100.00	15,314,083	100.00
72	BADHAN GRAM UNNAYAN FOUNDATION 04782-01547-00673	Clients' Savings	3,524,215	58.33	3,061,363	53.77
		Loan from PKSF	-	-	-	-
		Loan from Govt.	-	-	-	-
		Loan from Other MFIs	-	-	-	-
		Loan from Commercial Banks	-	-	-	-
		Other loans	373,000	6.17	934,022	16.41
		Donors' Fund	-	-	-	-
		Cumulative Surplus	2,144,857	35.50	1,683,933	29.58
		Other Fund	-	-	14,000	0.25
		Total	6,042,072	100.00	5,693,318	100.00
73	Bahumukhi Desh Unnayan Sangsad 01268-01551-00481	Clients' Savings	10,846,614	64.53	6,578,611	57.24
		Loan from PKSF	-	-	-	-
		Loan from Govt.	-	-	-	-
		Loan from Other MFIs	-	-	-	-
		Loan from Commercial Banks	-	-	-	-
		Other loans	-	-	-	-
		Donors' Fund	-	-	-	-
		Cumulative Surplus	4,930,977	29.34	3,934,352	34.23
		Other Fund	1,031,493	6.14	979,805	8.53
		Total	16,809,084	100.00	11,492,768	100.00
74	Bajitpur Rural Advancement Society (BRAS) 00198-00021-00012	Clients' Savings	16,568,385	51.75	13,455,335	51.71
		Loan from PKSF	-	-	-	-
		Loan from Govt.	-	-	-	-
		Loan from Other MFIs	46,797	0.15	64,985	0.25
		Loan from Commercial Banks	655,274	2.05	-	-
		Other loans	-	-	-	-
		Donors' Fund	7,634,592	23.84	7,141,700	27.45
		Cumulative Surplus	5,729,281	17.89	4,322,607	16.61
		Other Fund	1,384,090	4.32	1,037,181	3.99
		Total	32,018,419	100.00	26,021,808	100.00
75	Bakergonj Forum 00983-00016-00682	Clients' Savings	1,899,760	33.49	1,495,824	30.99
		Loan from PKSF	-	-	-	-
		Loan from Govt.	-	-	-	-
		Loan from Other MFIs	-	-	-	-
		Loan from Commercial Banks	-	-	-	-
		Other loans	2,369,379	41.77	2,103,199	43.57
		Donors' Fund	-	-	-	-
		Cumulative Surplus	1,073,766	18.93	968,386	20.06
		Other Fund	329,835	5.81	259,558	5.38
		Total	5,672,740	100.00	4,826,967	100.00

SL No.	Name of MFI & Licence NO.	Fund Type	2012-2013 (in Tk.)	%	2011-2012 (in Tk.)	%
76	Banaful Social Welfare Organization 00331-01733-00395	Clients' Savings	100,734,104	65.02	76,431,585	55.32
		Loan from PKSf	-	-	-	-
		Loan from Govt.	-	-	-	-
		Loan from Other MFIs	21,637,085	13.97	28,043,632	20.30
		Loan from Commercial Banks	6,679,607	4.31	8,501,191	6.15
		Other loans	484,692	0.31	450,082	0.33
		Donors' Fund	-	-	-	-
		Cumulative Surplus	25,399,923	16.39	24,745,316	17.91
		Other Fund	-	-	-	-
		Total	154,935,411	100.00	138,171,806	100.00
77	Banchte Shekha 03446-01309-00328	Clients' Savings	41,188,946	27.39	34,508,453	30.10
		Loan from PKSf	-	-	-	-
		Loan from Govt.	-	-	-	-
		Loan from Other MFIs	-	-	-	-
		Loan from Commercial Banks	77,077,640	51.26	49,995,000	43.61
		Other loans	-	-	-	-
		Donors' Fund	-	-	-	-
		Cumulative Surplus	25,775,795	17.14	25,399,567	22.16
		Other Fund	6,336,215	4.21	4,736,273	4.13
		Total	150,378,596	100.00	114,639,293	100.00
78	Bandhan Sangstha 02535-00745-00410	Clients' Savings	3,920,136	39.64	2,929,537	38.13
		Loan from PKSf	-	-	-	-
		Loan from Govt.	308,280	3.12	19,000	0.25
		Loan from Other MFIs	-	-	-	-
		Loan from Commercial Banks	-	-	-	-
		Other loans	140,825	1.42	-	-
		Donors' Fund	-	-	-	-
		Cumulative Surplus	5,519,248	55.81	4,734,288	61.62
		Other Fund	-	-	-	-
		Total	9,888,489	100.00	7,682,825	100.00
79	Bangio Gonounnayan samity 02839-00454-00445	Clients' Savings	2,917,924	52.11	2,767,714	54.53
		Loan from PKSf	-	-	-	-
		Loan from Govt.	-	-	349,500	6.89
		Loan from Other MFIs	-	-	-	-
		Loan from Commercial Banks	-	-	-	-
		Other loans	1,127,163	20.13	964,863	19.01
		Donors' Fund	-	-	-	-
		Cumulative Surplus	589,387	10.52	502,681	9.90
		Other Fund	965,421	17.24	491,239	9.68
		Total	5,599,895	100.00	5,075,997	100.00
80	Bangla-German Sampreet (BGS) 02798-00553-00234	Clients' Savings	19,624,243	20.73	17,302,801	17.26
		Loan from PKSf	-	-	-	-
		Loan from Govt.	-	-	-	-
		Loan from Other MFIs	-	-	-	-
		Loan from Commercial Banks	-	-	-	-
		Other loans	2,501,000	2.64	21,273,904	21.22
		Donors' Fund	43,127,476	45.55	36,383,476	36.29
		Cumulative Surplus	25,761,742	27.21	23,129,191	23.07
		Other Fund	3,659,477	3.87	2,178,460	2.17
		Total	94,673,938	100.00	100,267,832	100.00

SL No.	Name of MFI & Licence NO.	Fund Type	2012-2013 (in Tk.)	%	2011-2012 (in Tk.)	%
81	Bangladesh Association for Social Advancement (BASA) 00377-00115-00046	Clients' Savings	151,400,982	31.05	143,233,685	29.81
		Loan from PKSf	237,833,330	48.77	239,833,328	49.92
		Loan from Govt.	-	-	-	-
		Loan from Other MFIs	-	-	-	-
		Loan from Commercial Banks	-	-	-	-
		Other loans	-	-	-	-
		Donors' Fund	-	-	-	-
		Cumulative Surplus	90,954,564	18.65	90,734,157	18.89
		Other Fund	7,475,437	1.53	6,640,591	1.38
		Total	487,664,313	100.00	480,441,761	100.00
82	Bangladesh Agricultural Working Peoples Association (BAWPA) 01740-01729-00685	Clients' Savings	12,031,220	46.01	11,346,918	47.04
		Loan from PKSf	-	-	-	-
		Loan from Govt.	-	-	-	-
		Loan from Other MFIs	-	-	-	-
		Loan from Commercial Banks	-	-	-	-
		Other loans	6,194,647	23.69	6,020,755	24.96
		Donors' Fund	-	-	-	-
		Cumulative Surplus	7,921,099	30.29	6,751,631	27.99
		Other Fund	-	-	-	-
		Total	26,146,966	100.00	24,119,304	100.00
83	Bangladesh Association for Community Education (BACE) 00291-02364-00560	Clients' Savings	31,959,416	36.60	23,797,296	33.55
		Loan from PKSf	-	-	-	-
		Loan from Govt.	-	-	-	-
		Loan from Other MFIs	-	-	-	-
		Loan from Commercial Banks	-	-	-	-
		Other loans	1,686,797	1.93	1,464,596	2.06
		Donors' Fund	-	-	-	-
		Cumulative Surplus	53,188,657	60.91	45,446,369	64.06
		Other Fund	483,000	0.55	233,000	0.33
		Total	87,317,870	100.00	70,941,261	100.00
84	Bangladesh Association for Sustainable Development (BASD) 05518-04426-00431	Clients' Savings	16,665,389	62.92	13,128,673	61.65
		Loan from PKSf	-	-	-	-
		Loan from Govt.	-	-	-	-
		Loan from Other MFIs	-	-	-	-
		Loan from Commercial Banks	-	-	-	-
		Other loans	5,061,141	19.11	4,461,141	20.95
		Donors' Fund	598,545	2.26	435,375	2.04
		Cumulative Surplus	4,106,159	15.50	3,216,693	15.10
		Other Fund	55,000	0.21	55,000	0.26
		Total	26,486,234	100.00	21,296,882	100.00
85	Bangladesh Association of Women for Self Empowrment (BAWSE) 01092-01305-00030	Clients' Savings	15,432,638	70.46	13,099,374	65.59
		Loan from PKSf	-	-	-	-
		Loan from Govt.	-	-	-	-
		Loan from Other MFIs	-	-	-	-
		Loan from Commercial Banks	-	-	-	-
		Other loans	1,633,456	7.46	1,639,456	8.21
		Donors' Fund	-	-	-	-
		Cumulative Surplus	3,336,151	15.23	3,733,353	18.69
		Other Fund	1,500,000	6.85	1,500,000	7.51
		Total	21,902,245	100.00	19,972,183	100.00

SL No.	Name of MFI & Licence NO.	Fund Type	2012-2013 (in Tk.)	%	2011-2012 (in Tk.)	%
86	Bangladesh Development Society(BDS) 03160-02702-00355	Clients' Savings	53,459,781	27.83	40,718,810	33.77
		Loan from PKSF	60130000	31.30	64296667	53.33
		Loan from Govt.	-	-	-	-
		Loan from Other MFIs	-	-	-	-
		Loan from Commercial Banks	59004093	30.72	-	-
		Other loans	14283327	7.44	18050000	14.97
		Donors' Fund	-	-	-	-
		Cumulative Surplus	5212145	2.71	-2492655	-2.07
		Other Fund	-	-	-	-
		Total	192,089,346	100.00	120,572,822	100.00
87	Bangladesh Extension Education Service (BEES) 00572-02517-00263	Clients' Savings	432353778	28.30	339647795	29.97
		Loan from PKSF	474042688	31.03	532355259	46.98
		Loan from Govt.	15446505	1.01	15446505	1.36
		Loan from Other MFIs				
		Loan from Commercial Banks	558706791	36.57	204367140	18.03
		Other loans	4836867		16099703	1.42
		Donors' Fund	-	-	-	-
		Cumulative Surplus	32737121	2.14	17961934	1.58
		Other Fund	9716504	0.64	7372489	0.65
		Total	1,527,840,254	100.00	1,133,250,825	100.00
88	Bangladesh Grameen Seba Sangstha 03072-01354-00458	Clients' Savings	4416985	68.18	3790257	65.22
		Loan from PKSF	-	-	-	-
		Loan from Govt.	-	-	-	-
		Loan from Other MFIs	-	-	-	-
		Loan from Commercial Banks	-	-	-	-
		Other loans	1231916	19.02	1354696	23.31
		Donors' Fund	-	-	-	-
		Cumulative Surplus	775638	11.97	644726	11.09
		Other Fund	54063	0.83	22260	0.38
		Total	6,478,602	100.00	5,811,939	100.00
89	Bangladesh Ignite Youth Society (BIYS) 02908-03316-00340	Clients' Savings	286352778	90.84	262103332	94.57
		Loan from PKSF	-	-	-	-
		Loan from Govt.	1263887	0.40	1009997	0.36
		Loan from Other MFIs	-	-	-	-
		Loan from Commercial Banks	4000000	1.27	-	-
		Other loans	6260000	1.99	200000	0.07
		Donors' Fund	-	-	-	-
		Cumulative Surplus	17345047	5.50	13838261	4.99
		Other Fund	-	-	-	-
		Total	315,221,712	100.00	277,151,590	100.00
90	Bangladesh Institute of Research & Development (BIRD) 00025-00125-00084	Clients' Savings	18087818	39.82	15791628	34.68
		Loan from PKSF	-	-	-	-
		Loan from Govt.	5609289	12.35	4643528	10.20
		Loan from Other MFIs	1151092	2.53	10326145	22.68
		Loan from Commercial Banks	1782500	3.92	-	-
		Other loans	1782500	3.92	2778698	6.10
		Donors' Fund	-	-	-	-
		Cumulative Surplus	8510257.85	18.73	4908034.85	10.78
		Other Fund	8503757	18.72	7083101	15.56
		Total	45,427,214	100.00	45,531,135	100.00

SL No.	Name of MFI & Licence NO.	Fund Type	2012-2013 (in Tk.)	%	2011-2012 (in Tk.)	%
91	Bangladesh JanaKallyan Sangstha 00719-00077-00486	Clients' Savings	2883098	40.68	2543486	40.12
		Loan from PKSf	-	-	-	-
		Loan from Govt.	-	-	85555	1.35
		Loan from Other MFIs	-	-	-	-
		Loan from Commercial Banks	-	-	-	-
		Other loans	50000	0.71	77946	1.23
		Donors' Fund	156055	2.20	156055	2.46
		Cumulative Surplus	3498548	49.36	3062069	48.30
		Other Fund	499621	7.05	415141	6.55
		Total	7,087,322	100.00	6,340,252	100.00
92	Bangladesh Rural Youth Welfare Organization(BARIO) 03310-00674-00281	Clients' Savings	6605202	25.69	5396111	22.55
		Loan from PKSf	-	-	-	-
		Loan from Govt.	3375002	13.13	1944446	8.13
		Loan from Other MFIs	-	-	-	-
		Loan from Commercial Banks	9521778	37.04	11207083	46.83
		Other loans	-	-	-	-
		Donors' Fund	-	-	-	-
		Cumulative Surplus	6205900.77	24.14	5383108.45	22.49
		Other Fund	-	-	-	-
		Total	25,707,883	100.00	23,930,748	100.00
93	Bangladesh Social Development Academy (BSDA) 01994-00796-00114	Clients' Savings	20560609	44.05	20615356	51.76
		Loan from PKSf	-	-	-	-
		Loan from Govt.	1084216	2.32	769621	1.93
		Loan from Other MFIs	3181398	6.82	3381398	8.49
		Loan from Commercial Banks	7340559	15.73	5208961	13.08
		Other loans	4290000	9.19	3400000	8.54
		Donors' Fund	200511	0.43	286221	0.72
		Cumulative Surplus	1565573	3.35	1324936	3.33
		Other Fund	8454041	18.11	4841860	12.16
		Total	46,676,907	100.00	39,828,353	100.00
94	Bangladesh Palli Unnayan Foundation (B. P. D. F) 01650-02256-00562	Clients' Savings	2,617,493	52.45	2,438,365	45.80
		Loan from PKSf	-	-	-	-
		Loan from Govt.	-	-	-	-
		Loan from Other MFIs	-	-	-	-
		Loan from Commercial Banks	-	-	-	-
		Other loans	2,110,500	42.29	2,190,500	41.14
		Donors' Fund	-	-	-	-
		Cumulative Surplus	262,245	5.26	671,209	12.61
		Other Fund	-	-	24,250	0.46
		Total	4,990,238	100.00	5,324,324	100.00
95	Banglar Mela Sangstha (BMS) 04153-01588-00354	Clients' Savings	3020795	44.89	1733290	85.58
		Loan from PKSf	-	-	-	-
		Loan from Govt.	-	-	-	-
		Loan from Other MFIs	-	-	-	-
		Loan from Commercial Banks	-	-	-	-
		Other loans	3344000	49.69	237061	11.70
		Donors' Fund	-	-	-	-
		Cumulative Surplus	364460	5.42	55071	2.72
		Other Fund	-	-	-	-
		Total	6,729,255	100.00	2,025,422	100.00

SL No.	Name of MFI & Licence NO.	Fund Type	2012-2013 (in Tk.)	%	2011-2012 (in Tk.)	%
96	Bani (Social Development Foundation) 06030-04662-00488	Clients' Savings	7551589	41.69	-	-
		Loan from PKSf	-	-	-	-
		Loan from Govt.	-	-	-	-
		Loan from Other MFIs	5637355	31.13	-	-
		Loan from Commercial Banks	-	-	-	-
		Other loans	188535	1.04	-	-
		Donors' Fund	-	-	-	-
		Cumulative Surplus	4734369	26.14	4498084	97.71
		Other Fund	-	-	105577	2.29
		Total	18,111,848	100.00	4,603,661	100.00
97	Barendra Advancement Integrated Committee (BAIC) 06615-02316-00676	Clients' Savings	7990299	84.96	7068767	95.94
		Loan from PKSf	-	-	-	-
		Loan from Govt.	-	-	-	-
		Loan from Other MFIs	-	-	-	-
		Loan from Commercial Banks	-	-	-	-
		Other loans	1414987	15.04	299468	4.06
		Donors' Fund	-	-	-	-
		Cumulative Surplus	-	-	-	-
		Other Fund	-	-	-	-
		Total	9,405,286	100.00	7,368,235	100.00
98	Barendrabhumi Samaj Unnyan Sangstha 01570-00073-00040	Clients' Savings	14476740	22.83	13952109	23.42
		Loan from PKSf	23650000	37.29	24450000	41.04
		Loan from Govt.	-	-	-	-
		Loan from Other MFIs	-	-	-	-
		Loan from Commercial Banks	-	-	-	-
		Other loans	-	-	-	-
		Donors' Fund	2230000	3.52	2230000	3.74
		Cumulative Surplus	17831971	28.12	14641053	24.58
		Other Fund	5236010	8.26	4297045	7.21
		Total	63,424,721	100.00	59,570,207	100.00
99	Barnaly 02035-02343-00444	Clients' Savings	40400819	57.50	37232389	57.28
		Loan from PKSf	-	-	-	-
		Loan from Govt.	197530	0.28	407715	0.63
		Loan from Other MFIs	3282500	4.67	1900000	2.92
		Loan from Commercial Banks	-	-	-	-
		Other loans	113000	0.16	-	-
		Donors' Fund	-	-	-	-
		Cumulative Surplus	22270472	31.70	22008369	33.86
		Other Fund	3994466	5.69	3457331	5.32
		Total	70,258,787	100.00	65,005,804	100.00
100	BARSA 04792-01651-00099	Clients' Savings	28,606,957	62.49	25,342,672	61.12
		Loan from PKSf	-	-	-	-
		Loan from Govt.	1,710,365	3.74	1,235,948	2.98
		Loan from Other MFIs	-	-	-	-
		Loan from Commercial Banks	-	-	-	-
		Other loans	15,291,457	33.40	14,779,457	35.65
		Donors' Fund	-	-	-	-
		Cumulative Surplus	167,185	0.37	104,293	0.25
		Other Fund	-	-	-	-
		Total	45,775,964	100.00	41,462,370	100.00

SL No.	Name of MFI & Licence NO.	Fund Type	2012-2013 (in Tk.)	%	2011-2012 (in Tk.)	%
101	BASCO Foundation 00829-02739-00330	Clients' Savings	3,605,858	35.03	3,519,751	32.55
		Loan from PKSf	-	-	-	-
		Loan from Govt.	-	-	-	-
		Loan from Other MFIs	-	-	-	-
		Loan from Commercial Banks	-	-	-	-
		Other loans	4,408,375	42.83	5,192,175	48.02
		Donors' Fund	-	-	-	-
		Cumulative Surplus	2,279,690	22.15	2,100,635	19.43
		Other Fund	-	-	-	-
		Total	10,293,923	100.00	10,812,561	100.00
102	Basic Development Society 00142-00126-00680	Clients' Savings	2,524,139	37.96	2,508,999	40.86
		Loan from PKSf	-	-	-	-
		Loan from Govt.	-	-	-	-
		Loan from Other MFIs	-	-	-	-
		Loan from Commercial Banks	-	-	-	-
		Other loans	700,000	10.53	742,245	12.09
		Donors' Fund	-	-	-	-
		Cumulative Surplus	3,296,808	49.58	2,889,336	47.05
		Other Fund	129,095	1.94	-	-
		Total	6,650,042	100.00	6,140,580	100.00
103	Basic Organization Network for Development and Humanitarian Aid for Nation (Bondhon) 01132-00227-00080	Clients' Savings	35,690,979	43.15	24,810,559	36.65
		Loan from PKSf	-	-	-	-
		Loan from Govt.	-	-	-	-
		Loan from Other MFIs	280,000	0.34	280,000	0.41
		Loan from Commercial Banks	9,925,336	12.00	10,378,636	15.33
		Other loans	2,468,834	2.98	2,965,459	4.38
		Donors' Fund	-	-	-	-
		Cumulative Surplus	34,353,142	41.53	29,268,803	43.23
		Other Fund	-	-	-	-
		Total	82,718,291	100.00	67,703,457	100.00
104	Basic Unit For Resource And Opportunities Of Bangladesh (Buro Bangladesh) 00004-00394-00288	Clients' Savings	3,715,679,888	25.66	2,804,011,377	33.79
		Loan from PKSf	-	-	-	-
		Loan from Govt.	-	-	-	-
		Loan from Other MFIs	-	-	-	-
		Loan from Commercial Banks	9,348,687,619	64.56	4,419,386,368	53.25
		Other loans	66,602,865	0.46	93,283,158	1.12
		Donors' Fund	234,860,458	1.62	224,835,732	2.71
		Cumulative Surplus	1,114,624,751	7.70	757,424,927	9.13
		Other Fund	-	-	-	-
		Total	14,480,455,581	100.00	8,298,941,562	100.00
105	Basoti Shomaj O Poribesh Unnayan Foundation 00131-02952-00483	Clients' Savings	10373189	43.89	8787523	43.10
		Loan from PKSf	-	-	-	-
		Loan from Govt.	-	-	-	-
		Loan from Other MFIs	-	-	-	-
		Loan from Commercial Banks	-	-	-	-
		Other loans	12581000	53.23	11047000	54.18
		Donors' Fund	-	-	-	-
		Cumulative Surplus	669589	2.83	555868	2.73
		Other Fund	12636	0.05	-	-
		Total	23,636,414	100.00	20,390,391	100.00

SL No.	Name of MFI & Licence NO.	Fund Type	2012-2013 (in Tk.)	%	2011-2012 (in Tk.)	%
106	Bastob-Initiative for Peoples Self Development 01029-00170-00346	Clients' Savings	67393623	29.14	56974798	28.61
		Loan from PKSF	93166666	40.28	86116665	43.24
		Loan from Govt.	-	-	-	-
		Loan from Other MFIs	27799466	12.02	25684401	12.90
		Loan from Commercial Banks	-	-	-	-
		Other loans	15255980	6.60	7621309	3.83
		Donors' Fund	400000	0.17	400000	0.20
		Cumulative Surplus	24493930	10.59	21313320	10.70
		Other Fund	2765992	1.20	1043535	0.52
		Total	231,275,657	100.00	199,154,028	100.00
107	Basundhara Kallyan Foundation (BKF) 00034-00011-00599	Clients' Savings	1882674	27.88	1587855	22.83
		Loan from PKSF	-	-	-	-
		Loan from Govt.	-	-	-	-
		Loan from Other MFIs	-	-	-	-
		Loan from Commercial Banks	-	-	-	-
		Other loans	4500000	66.64	5000000	71.89
		Donors' Fund	-	-	-	-
		Cumulative Surplus	333464.81	4.94	330290.92	4.75
		Other Fund	37050.89	0.54	36691.58	0.53
		Total	6,753,190	100.00	6,954,838	100.00
108	BED 000558-00067-00016	Clients' Savings	42518053	29.41	44972609	24.28
		Loan from PKSF	82550000	57.11	123624210	66.75
		Loan from Govt.	-	-	-	-
		Loan from Other MFIs	-	-	-	-
		Loan from Commercial Banks	-	-	-	-
		Other loans	-	-	-	-
		Donors' Fund	-	-	-	-
		Cumulative Surplus	16909878	11.70	14353463	7.75
		Other Fund	2577144	1.78	2260863	1.22
		Total	144,555,075	100.00	185,211,145	100.00
109	Beneficiary Friendship Forum (BFF) 01612-01383-00644	Clients' Savings	6093617	68.57	5209828	67.06
		Loan from PKSF	-	-	-	-
		Loan from Govt.	100000	1.13	100000	1.29
		Loan from Other MFIs	300000	3.38	400000	5.15
		Loan from Commercial Banks	-	-	-	-
		Other loans	-	-	-	-
		Donors' Fund	-	-	-	-
		Cumulative Surplus	2393470	26.93	2037401	26.22
		Other Fund	-	-	22084	0.28
		Total	8,887,087	100.00	7,769,313	100.00
110	Benupur Nayapara Janoseba Sangstha 01491-00102-00543	Clients' Savings	4262830	68.34	3521533	64.63
		Loan from PKSF	-	-	-	-
		Loan from Govt.	-	-	-	-
		Loan from Other MFIs	-	-	-	-
		Loan from Commercial Banks	-	-	-	-
		Other loans	529400	8.49	714400	13.11
		Donors' Fund	-	-	-	-
		Cumulative Surplus	1445361	23.17	1212491	22.25
		Other Fund	-	-	-	-
		Total	6,237,591	100.00	5,448,424	100.00

SL No.	Name of MFI & Licence NO.	Fund Type	2012-2013 (in Tk.)	%	2011-2012 (in Tk.)	%
111	Bhagya Unnayan Sangstha 05346-03315-00528	Clients' Savings	6154054	55.32	4914019	43.73
		Loan from PKSF	-	-	-	-
		Loan from Govt.	-	-	-	-
		Loan from Other MFIs	-	-	-	-
		Loan from Commercial Banks	1733390	15.58	3333350	29.66
		Other loans	-	-	-	-
		Donors' Fund	-	-	-	-
		Cumulative Surplus	2792474	25.10	2580235	22.96
		Other Fund	444760	4.00	409070	3.64
		Total	11,124,678	100.00	11,236,674	100.00
112	Bhaluka Foundation 00435-00948-00634	Clients' Savings	4456801	60.13	5094984	69.03
		Loan from PKSF	-	-	-	-
		Loan from Govt.	-	-	-	-
		Loan from Other MFIs	-	-	-	-
		Loan from Commercial Banks	53000	0.72	55000	0.75
		Other loans	1485000	20.03	815000	11.04
		Donors' Fund	-	-	-	-
		Cumulative Surplus	1417489	19.12	1416289	19.19
		Other Fund	-	-	-	-
		Total	7,412,290	100.00	7,381,273	100.00
113	Bhandaripara Samaj Unnayan Sangstha 02712-00821-00588	Clients' Savings	1112397	28.26	1062545	29.41
		Loan from PKSF	-	-	-	-
		Loan from Govt.	-	-	-	-
		Loan from Other MFIs	-	-	-	-
		Loan from Commercial Banks	-	-	-	-
		Other loans	-	-	-	-
		Donors' Fund	-	-	-	-
		Cumulative Surplus	2460731	62.52	2430335	67.26
		Other Fund	362584	9.21	120435	3.33
		Total	3,935,712	100.00	3,613,315	100.00
114	Bhumija Foundation 03223-02173-00479	Clients' Savings	3779434	44.63	3425166	47.86
		Loan from PKSF	-	-	-	-
		Loan from Govt.	-	-	-	-
		Loan from Other MFIs	-	-	-	-
		Loan from Commercial Banks	-	-	-	-
		Other loans	434500	5.13	152000	2.12
		Donors' Fund	2520000	29.75	3563398	49.79
		Cumulative Surplus	1651558	19.50	-	-
		Other Fund	83755	0.99	16182	0.23
		Total	8,469,247	100.00	7,156,746	100.00
115	Bikalpa Unnayan Sangstha (BDS) 00514-00652-00089	Clients' Savings	1800402	18.51	1814117	19.21
		Loan from PKSF	-	-	-	-
		Loan from Govt.	-	-	-	-
		Loan from Other MFIs	-	-	-	-
		Loan from Commercial Banks	-	-	-	-
		Other loans	7631926.82	78.46	6524909.32	69.08
		Donors' Fund	-	-	-	-
		Cumulative Surplus	295408.22	3.04	1107017.5	11.72
		Other Fund	-	-	-	-
		Total	9,727,737	100.00	9,446,044	100.00

SL No.	Name of MFI & Licence NO.	Fund Type	2012-2013 (in Tk.)	%	2011-2012 (in Tk.)	%
116	BILAS (Bikalpa Life Advancement Society) 03387-03837-00391	Clients' Savings	21271763	53.13	18492693	63.26
		Loan from PKSf	-	-	-	-
		Loan from Govt.	-	-	-	-
		Loan from Other MFIs	-	-	-	-
		Loan from Commercial Banks	3637093	9.08	6352000	21.73
		Other loans	13000000	32.47	3000000	10.26
		Donors' Fund	-	-	-	-
		Cumulative Surplus	1926808	4.81	1387499	4.75
		Other Fund	203862	0.51	-	-
	Total	40,039,526	100.00	29,232,192	100.00	
117	Billhamia Social Development Sangstha (BSDS) 01181-00478-00442	Clients' Savings	5081585	23.23	5011501	35.45
		Loan from PKSf	-	-	-	-
		Loan from Govt.	875000	4.00	-	-
		Loan from Other MFIs	-	-	-	-
		Loan from Commercial Banks	10000000	45.71	4017705	28.42
		Other loans	1351861	6.18	564031	3.99
		Donors' Fund	354844	1.62	354844	2.51
		Cumulative Surplus	4212441	19.26	4187441	29.62
		Other Fund	-	-	-	-
	Total	21,875,731	100.00	14,135,522	100.00	
118	BIVA 00454-00263-00070	Clients' Savings	8394926	62.30	7685051	59.87
		Loan from PKSf	-	-	-	-
		Loan from Govt.	-	-	-	-
		Loan from Other MFIs	-	-	-	-
		Loan from Commercial Banks	-	-	-	-
		Other loans	1452362	10.78	1040000	8.10
		Donors' Fund	-	-	-	-
		Cumulative Surplus	3628234.92	26.92	4110972.27	32.03
		Other Fund	-	-	-	-
	Total	13,475,523	100.00	12,836,023	100.00	
119	Blind Education and Rehabilitation Development Organization (BERDO) 01626-00704-00296	Clients' Savings	5434925	42.71	5746543	42.46
		Loan from PKSf	4750000	37.33	5000000	36.94
		Loan from Govt.	875000	6.88	-	-
		Loan from Other MFIs	-	-	-	-
		Loan from Commercial Banks	-	-	-	-
		Other loans	567500	4.46	1439500	10.64
		Donors' Fund	-	-	-	-
		Cumulative Surplus	1098115	8.63	1347840	9.96
		Other Fund	-	-	-	-
	Total	12,725,540	100.00	13,533,883	100.00	
120	BNPS Microfinance Trust 0044-00204-00379	Clients' Savings	96549747	47.22	87187048	47.06
		Loan from PKSf	-	-	-	-
		Loan from Govt.	-	-	-	-
		Loan from Other MFIs	-	-	-	-
		Loan from Commercial Banks	-	-	-	-
		Other loans	3701253	1.81	611114	0.33
		Donors' Fund	24255206	11.86	24255206	13.09
		Cumulative Surplus	58171582	28.45	55312706	29.86
		Other Fund	21769284	10.65	17891407	9.66
	Total	204,447,072	100.00	185,257,481	100.00	

SL No.	Name of MFI & Licence NO.	Fund Type	2012-2013 (in Tk.)	%	2011-2012 (in Tk.)	%
121	BONDHON SAMAJKALLYAN SANGSTHA 02895-00391-00728	Clients' Savings	2092071	38.93	1825160	34.92
		Loan from PKSF	-	-	-	-
		Loan from Govt.	-	-	-	-
		Loan from Other MFIs	-	-	-	-
		Loan from Commercial Banks	-	-	-	-
		Other loans	1635012	30.43	1972012	37.73
		Donors' Fund	-	-	-	-
		Cumulative Surplus	1646377.17	30.64	1429472.52	27.35
		Other Fund	-	-	-	-
	Total	5,373,460	100.00	5,226,645	100.00	
122	Bongram Samajik Unnayan Sangstha (B,S,U,S) 01778-01571-00704	Clients' Savings	1217041	26.43	1339969	27.56
		Loan from PKSF	-	-	-	-
		Loan from Govt.	-	-	-	-
		Loan from Other MFIs	-	-	-	-
		Loan from Commercial Banks	-	-	-	-
		Other loans	2651529	57.58	2828905	58.18
		Donors' Fund	-	-	-	-
		Cumulative Surplus	382641	8.31	322641	6.64
		Other Fund	353933	7.69	371181	7.63
	Total	4,605,144	100.00	4,862,696	100.00	
123	Bosontopur Palli Sheba Sangstha 03713-01643-00648	Clients' Savings	1762021	31.15	2058796	28.15
		Loan from PKSF	-	-	-	-
		Loan from Govt.	-	-	-	-
		Loan from Other MFIs	-	-	-	-
		Loan from Commercial Banks	-	-	-	-
		Other loans	3762230	66.51	5124018	70.06
		Donors' Fund	-	-	-	-
		Cumulative Surplus	132630	2.34	130428	1.78
		Other Fund	-	-	-	-
	Total	5,656,881	100.00	7,313,242	100.00	
124	BRAC 00488-00186-00065	Clients' Savings	26275501529	38.24	23113924683	38.64
		Loan from PKSF	-	-	-	-
		Loan from Govt.	-	-	-	-
		Loan from Other MFIs	-	-	-	-
		Loan from Commercial Banks	21887667933	31.86	20346060450	34.01
		Other loans	-	-	-	-
		Donors' Fund	2000086111	2.91	2000086111	3.34
		Cumulative Surplus	18542532296	26.99	14363783179	24.01
		Other Fund	-	-	-	-
	Total	68,705,787,869	100.00	59,823,854,423	100.00	
125	BRES 01877-00531-00732	Clients' Savings	1,940,027	41.38	1,367,198	34.08
		Loan from PKSF	-	-	-	-
		Loan from Govt.	-	-	-	-
		Loan from Other MFIs	-	-	-	-
		Loan from Commercial Banks	-	-	-	-
		Other loans	2,401,608	51.23	2,486,940	61.99
		Donors' Fund	-	-	-	-
		Cumulative Surplus	287,664	6.14	145,350	3.62
		Other Fund	58,750	1.25	12,360	0.31
	Total	4,688,049	100.00	4,011,848	100.00	

SL No.	Name of MFI & Licence NO.	Fund Type	2012-2013 (in Tk.)	%	2011-2012 (in Tk.)	%
126	BRIDGE -MFI 00280-00080-00019	Clients' Savings	9,605,127	30.73	14,617,626	29.13
		Loan from PKSF	13,237,770	42.35	13,683,332	27.27
		Loan from Govt.	-	-	-	-
		Loan from Other MFIs	-	-	-	-
		Loan from Commercial Banks	-	-	7,242,489	14.43
		Other loans	5,313,595	17.00	950,000	1.89
		Donors' Fund	-	-	-	-
		Cumulative Surplus	2,766,029	8.85	13,370,160	26.64
		Other Fund	334,448	1.07	322,067	0.64
		Total	31,256,969	100.00	50,185,674	100.00
127	Bristi 03407-01569-00605	Clients' Savings	1,239,415	24.34	1,557,475	35.35
		Loan from PKSF	-	-	-	-
		Loan from Govt.	-	-	-	-
		Loan from Other MFIs	-	-	-	-
		Loan from Commercial Banks	-	-	-	-
		Other loans	3,670,000	72.06	2,500,000	56.75
		Donors' Fund	-	-	-	-
		Cumulative Surplus	183,227	3.60	333,927	7.58
		Other Fund	-	-	-	-
		Total	5,092,642	100.00	0	0.00
128	Campaign for Sustainable Development (CSD) 02135-04763-00690	Clients' Savings	2,455,753	66.69	2,128,517	43.00
		Loan from PKSF	-	-	-	-
		Loan from Govt.	-	-	-	-
		Loan from Other MFIs	-	-	-	-
		Loan from Commercial Banks	-	-	-	-
		Other loans	904,938	24.57	824,320	16.65
		Donors' Fund	321,674	8.74	1,997,731	40.35
		Cumulative Surplus	-	-	-	-
		Other Fund	-	-	-	-
		Total	3,682,365	100.00	4,950,568	100.00
129	CARITAS Bangladesh 00032-00286-00184	Clients' Savings	951,449,183	55.64	886,541,511	57.81
		Loan from PKSF	-	-	-	-
		Loan from Govt.	-	-	-	-
		Loan from Other MFIs	-	-	-	-
		Loan from Commercial Banks	-	-	-	-
		Other loans	41,700,000	2.44	-	-
		Donors' Fund	264,073,397	15.44	260,473,397	16.99
		Cumulative Surplus	287,181,356	16.79	262,002,840	17.09
		Other Fund	165,687,868	9.69	124,470,415	8.12
		Total	1,710,091,804	100.00	1,533,488,163	100.00
130	CARSA Foundation 01834-00654-00010	Clients' Savings	56,283,255	24.82	49,635,195	23.63
		Loan from PKSF	119,966,659	52.90	116,325,486	55.37
		Loan from Govt.	-	-	-	-
		Loan from Other MFIs	-	-	-	-
		Loan from Commercial Banks	-	-	-	-
		Other loans	-	-	-	-
		Donors' Fund	70,000	0.03	70,000	0.03
		Cumulative Surplus	43,070,496	18.99	39,918,432	19.00
		Other Fund	7,397,171	3.26	4,139,359	1.97
		Total	226,787,581	100.00	210,088,472	100.00

SL No.	Name of MFI & Licence NO.	Fund Type	2012-2013 (in Tk.)	%	2011-2012 (in Tk.)	%
131	CCDB Microfinance Program 02636-03667-00295	Clients' Savings	38,073,429	19.24	29,826,353	15.85
		Loan from PKSF	-	-	-	-
		Loan from Govt.	-	-	-	-
		Loan from Other MFIs	-	-	-	-
		Loan from Commercial Banks	-	-	-	-
		Other loans	130,000,000	65.68	140,000,000	74.41
		Donors' Fund	-	-	-	-
		Cumulative Surplus	29,854,627	15.08	18,194,612	9.67
		Other Fund	-	-	119,233	0.06
	Total	197,928,056	100.00	188,140,198	100.00	
132	CDO (Community Development Organization) 01912-00886-00610	Clients' Savings	2,316,759	50.25	1,837,695	42.47
		Loan from PKSF	-	-	-	-
		Loan from Govt.	-	-	-	-
		Loan from Other MFIs	-	-	-	-
		Loan from Commercial Banks	-	-	-	-
		Other loans	551,238	11.96	950,480	21.96
		Donors' Fund	-	-	-	-
		Cumulative Surplus	1,742,051	37.79	1,539,266	35.57
		Other Fund	-	-	-	-
	Total	4,610,048	100.00	4,327,441	100.00	
133	CEDAR (Concern for Environmental Development and Research) 00929-04366-00361	Clients' Savings	46,974,958	33.91	42,464,288	38.78
		Loan from PKSF	39,649,999	28.63	23,500,000	21.46
		Loan from Govt.	-	-	-	-
		Loan from Other MFIs	-	-	-	-
		Loan from Commercial Banks	-	-	-	-
		Other loans	750	0.00	750	0.00
		Donors' Fund	-	-	-	-
		Cumulative Surplus	31,703,268	22.89	31,467,781	28.74
		Other Fund	20,181,500	14.57	12,056,021	11.01
	Total	138,510,475	100.00	109,488,840	100.00	
134	Center for Rural Service (C,R,S) 02593-01229-00583	Clients' Savings	8,844,191	48.58	7,723,774	51.16
		Loan from PKSF	-	-	-	-
		Loan from Govt.	-	-	-	-
		Loan from Other MFIs	-	-	-	-
		Loan from Commercial Banks	1,020,000	5.60	-	-
		Other loans	5,990,000	32.90	5,590,000	37.02
		Donors' Fund	-	-	-	-
		Cumulative Surplus	2,350,112	12.91	1,784,896	11.82
		Other Fund	-	-	-	-
	Total	18,204,303	100.00	15,098,670	100.00	
135	Centre for Mass Education in Science 01425-00165-00365	Clients' Savings	40,261,860	36.86	39,233,714	33.64
		Loan from PKSF	18,850,000	17.26	27,850,000	23.88
		Loan from Govt.	-	-	-	-
		Loan from Other MFIs	-	-	-	-
		Loan from Commercial Banks	-	-	-	-
		Other loans	-	-	-	-
		Donors' Fund	-	-	-	-
		Cumulative Surplus	50,106,279	45.88	49,539,313	42.48
		Other Fund	-	-	-	-
	Total	109,218,139	100.00	116,623,027	100.00	

SL No.	Name of MFI & Licence NO.	Fund Type	2012-2013 (in Tk.)	%	2011-2012 (in Tk.)	%
136	Centre for Action Research-Barind (CARB) 02047-00565-00170	Clients' Savings	18,278,335	11.97	13,466,219	11.20
		Loan from PKSF	27,100,000	17.75	46,440,000	38.64
		Loan from Govt.	1,750,000	1.15	-	-
		Loan from Other MFIs	-	-	-	-
		Loan from Commercial Banks	80,000,000	52.39	34,816,771	28.97
		Other loans	-	-	-	-
		Donors' Fund	-	-	-	-
		Cumulative Surplus	25,585,524	16.75	25,477,484	21.20
		Other Fund	-	-	-	-
		Total	152,713,859	100.00	120,200,474	100.00
137	Centre for Advanced Research and Social Action (CARSA) 00826-00499-00221	Clients' Savings	53,442,088	20.61	39,830,824	20.91
		Loan from PKSF	170,766,664	65.85	122,734,863	64.43
		Loan from Govt.	-	-	-	-
		Loan from Other MFIs	-	-	-	-
		Loan from Commercial Banks	-	-	-	-
		Other loans	-	-	-	-
		Donors' Fund	30,000	0.01	30,000	0.02
		Cumulative Surplus	33,371,550	12.87	26,553,699	13.94
		Other Fund	1,729,683	0.67	1,345,394	0.71
		Total	259,339,985	100.00	190,494,780	100.00
138	Centre for Community Development and Research (CCDR) 0824-02218-00633	Clients' Savings	6,208,994	60.66	4,832,451	59.31
		Loan from PKSF	-	-	-	-
		Loan from Govt.	-	-	-	-
		Loan from Other MFIs	-	-	-	-
		Loan from Commercial Banks	-	-	-	-
		Other loans	2,025,000	19.78	2,025,000	24.85
		Donors' Fund	-	-	-	-
		Cumulative Surplus	1,307,384	12.77	775,161	9.51
		Other Fund	695,063	6.79	515,604	6.33
		Total	10,236,441	100.00	8,148,216	100.00
139	Centre for Community Development Assistance 01032-01788-00245	Clients' Savings	257,649,315	30.91	217,416,953	29.65
		Loan from PKSF	321,753,334	38.60	321,150,000	43.80
		Loan from Govt.	-	-	-	-
		Loan from Other MFIs	-	-	-	-
		Loan from Commercial Banks	-	-	-	-
		Other loans	4,204,404	0.50	2,508,724	0.34
		Donors' Fund	-	-	-	-
		Cumulative Surplus	198,327,808	23.79	144,421,896	19.70
		Other Fund	51,691,031	6.20	47,670,614	6.50
		Total	833,625,892	100.00	733,168,187	100.00
140	Centre for Development Innovation and Practices 00341-00727-00097	Clients' Savings	914,148,692	42.99	725,865,958	39.63
		Loan from PKSF	550,000,000	25.87	624,000,000	34.07
		Loan from Govt.	-	-	-	-
		Loan from Other MFIs	-	-	-	-
		Loan from Commercial Banks	26,000,000	1.22	38,000,000	2.07
		Other loans	660,867	0.03	1,689,180	0.09
		Donors' Fund	-	-	-	-
		Cumulative Surplus	529,427,046	24.90	369,982,839	20.20
		Other Fund	106,097,864	4.99	71,991,599	3.93
		Total	2,126,334,469	100.00	1,831,529,576	100.00

SL No.	Name of MFI & Licence NO.	Fund Type	2012-2013 (in Tk.)	%	2011-2012 (in Tk.)	%
141	Centre for Development Services (CDS) 02522-03607-00322	Clients' Savings	4,971,861	95.68	4,172,067	85.86
		Loan from PKSF	-	-	-	-
		Loan from Govt.	-	-	-	-
		Loan from Other MFIs	-	-	-	-
		Loan from Commercial Banks	-	-	-	-
		Other loans	-	-	-	-
		Donors' Fund	-	-	-	-
		Cumulative Surplus	224,740	4.32	686,984	14.14
		Other Fund	-	-	-	-
		Total	5,196,601	100.00	4,859,051	100.00
142	Centre for Integrated program and Development (CIPD) 03812-00620-00624	Clients' Savings	5,446,812	44.00	4,883,030	51.46
		Loan from PKSF	4,520,000	36.51	3,000,000	31.62
		Loan from Govt.	-	-	-	-
		Loan from Other MFIs	-	-	-	-
		Loan from Commercial Banks	-	-	-	-
		Other loans	1,005,000	8.12	502,000	5.29
		Donors' Fund	-	-	-	-
		Cumulative Surplus	1,312,611	10.60	1,009,659	10.64
		Other Fund	94,584	0.76	93,641	0.99
		Total	12,379,007	100.00	9,488,330	100.00
143	Centre for Natural Resource Studies 00990-01573-00112	Clients' Savings	37,808,897	42.53	29,177,808	41.87
		Loan from PKSF	-	-	-	-
		Loan from Govt.	-	-	-	-
		Loan from Other MFIs	-	-	-	-
		Loan from Commercial Banks	-	-	-	-
		Other loans	18,300,000	20.59	8,300,000	11.91
		Donors' Fund	8,600,000	9.67	8,600,000	12.34
		Cumulative Surplus	17,615,630	19.82	18,127,892	26.01
		Other Fund	6,567,658	7.39	5,480,265	7.86
		Total	88,892,185	100.00	69,685,965	100.00
144	Centre For Rehabilitation Education Earning Development (CREED) 01079-03171-00358	Clients' Savings	32,699,550	47.65	25,968,406	40.53
		Loan from PKSF	16,950,000	24.70	18,200,000	28.41
		Loan from Govt.	-	-	-	-
		Loan from Other MFIs	-	-	-	-
		Loan from Commercial Banks	-	-	-	-
		Other loans	650,000	0.95	1,575,500	2.46
		Donors' Fund	-	-	-	-
		Cumulative Surplus	15,918,644	23.20	17,487,845	27.30
		Other Fund	2,405,932	3.51	833,618	1.30
		Total	68,624,126	100.00	64,065,369	100.00
145	Charcha 01342-00771-00013	Clients' Savings	9,103,108	36.30	8,145,662	39.26
		Loan from PKSF	1,783,820	7.11	843,291	4.06
		Loan from Govt.	-	-	-	-
		Loan from Other MFIs	-	-	-	-
		Loan from Commercial Banks	1,128,630	4.50	897,280	4.32
		Other loans	-	-	-	-
		Donors' Fund	-	-	-	-
		Cumulative Surplus	13,061,344	52.09	10,863,078	52.35
		Other Fund	-	-	-	-
		Total	25,076,902	100.00	20,749,311	100.00

SL No.	Name of MFI & Licence NO.	Fund Type	2012-2013 (in Tk.)	%	2011-2012 (in Tk.)	%
146	Chatana Mohila Unnayan Sangstha 01460-01673-00494	Clients' Savings	2,926,095	45.23	2,517,870	44.84
		Loan from PKSf	-	-	-	-
		Loan from Govt.	560,450	8.66	164,450	2.93
		Loan from Other MFIs	-	-	-	-
		Loan from Commercial Banks	-	-	-	-
		Other loans	2,501,669	38.67	2,556,385	45.53
		Donors' Fund	-	-	-	-
		Cumulative Surplus	480,561	7.43	236,026	4.20
		Other Fund	-	-	140,380	2.50
		Total	6,468,775	100.00	5,615,111	100.00
147	Chhatihati Nabo Uddipon Sangha 05619-01326-00662	Clients' Savings	2,696,175	37.58	2,662,654	40.49
		Loan from PKSf	-	-	-	-
		Loan from Govt.	-	-	-	-
		Loan from Other MFIs	-	-	-	-
		Loan from Commercial Banks	382,101	5.33	-	-
		Other loans	595,900	8.31	476,030	7.24
		Donors' Fund	-	-	-	-
		Cumulative Surplus	3,499,377	48.78	3,437,396	52.27
		Other Fund	-	-	-	-
		Total	7,173,553	100.00	6,576,080	100.00
148	CHIRANTANI 00074-00002-00098	Clients' Savings	4,690,535	45.69	4,074,382	47.94
		Loan from PKSf	-	-	-	-
		Loan from Govt.	1,400,000	13.64	-	-
		Loan from Other MFIs	-	-	-	-
		Loan from Commercial Banks	-	-	-	-
		Other loans	600,000	5.84	600,000	7.06
		Donors' Fund	-	-	-	-
		Cumulative Surplus	2,976,086	28.99	2,960,924	34.84
		Other Fund	598,748	5.83	862,744	10.15
		Total	10,265,369	100.00	8,498,050	100.00
149	Christian Service Society (CSS) 02578-01977-00129	Clients' Savings	739,960,953	39.44	439,811,454	33.97
		Loan from PKSf	-	-	-	-
		Loan from Govt.	-	-	-	-
		Loan from Other MFIs	-	-	-	-
		Loan from Commercial Banks	-	-	-	-
		Other loans	287,198,073	15.31	171,396,875	13.24
		Donors' Fund	318,368,966	16.97	317,849,883	24.55
		Cumulative Surplus	482,319,199	25.71	333,958,538	25.79
		Other Fund	48,446,724	2.58	31,662,206	2.45
		Total	1,876,293,915	100.00	1,294,678,956	100.00
150	Church of Bangladesh Social Development Program 02946-04128-00526	Clients' Savings	66,040,092	54.45	60,721,302	53.94
		Loan from PKSf	-	-	-	-
		Loan from Govt.	-	-	-	-
		Loan from Other MFIs	-	-	-	-
		Loan from Commercial Banks	-	-	-	-
		Other loans	-	-	-	-
		Donors' Fund	-	-	-	-
		Cumulative Surplus	50,907,966	41.97	49,233,975	43.74
		Other Fund	4,343,041	3.58	2,607,418	2.32
		Total	121,291,099	100.00	112,562,695	100.00

SL No.	Name of MFI & Licence NO.	Fund Type	2012-2013 (in Tk.)	%	2011-2012 (in Tk.)	%
151	CLOG (Children Life Organization of Genus) 00996-00096-00506	Clients' Savings	3,214,477	39.21	2,970,422	40.31
		Loan from PKSf	-	-	-	-
		Loan from Govt.	-	-	-	-
		Loan from Other MFIs	-	-	-	-
		Loan from Commercial Banks	-	-	-	-
		Other loans	-	-	-	-
		Donors' Fund	-	-	-	-
		Cumulative Surplus	4,776,843	58.26	4,190,938	56.87
		Other Fund	207,775	2.53	207,775	2.82
		Total	8,199,095	100.00	7,369,135	100.00
152	Coastal Association for Social Transformation Trust 00956-04041-00068	Clients' Savings	244,284,097	31.06	196,273,872	28.03
		Loan from PKSf	315,000,002	40.05	269,200,000	38.45
		Loan from Govt.	-	-	-	-
		Loan from Other MFIs	-	-	-	-
		Loan from Commercial Banks	-	-	-	-
		Other loans	138,541,575	17.61	162,141,664	23.16
		Donors' Fund	-	-	-	-
		Cumulative Surplus	57,335,786	7.29	48,519,855	6.93
		Other Fund	31,397,956	3.99	24,076,286	3.44
		Total	786,559,416	100.00	700,211,677	100.00
153	Come to Work-CTW 00152-00608-00217	Clients' Savings	35,167,159	35.98	33,361,463	41.67
		Loan from PKSf	28,050,000	28.70	16,100,000	20.11
		Loan from Govt.	-	-	-	-
		Loan from Other MFIs	-	-	-	-
		Loan from Commercial Banks	-	-	-	-
		Other loans	-	-	-	-
		Donors' Fund	-	-	-	-
		Cumulative Surplus	34,525,619	35.32	30,600,646	38.22
		Other Fund	-	-	-	-
		Total	97,742,778	100.00	80,062,109	100.00
154	Community Health Care Project 01140-00202-00055	Clients' Savings	92,817,042	49.93	84,659,120	49.37
		Loan from PKSf	-	-	-	-
		Loan from Govt.	13,690,201	7.37	12,239,492	7.14
		Loan from Other MFIs	-	-	-	-
		Loan from Commercial Banks	-	-	-	-
		Other loans	-	-	1,400,000	0.82
		Donors' Fund	-	-	-	-
		Cumulative Surplus	21,664,504	11.66	15,469,311	9.02
		Other Fund	57,706,213	31.05	57,706,213	33.65
		Total	185,877,960	100.00	171,474,136	100.00
155	Community Development And Health Care Centre (CDHC) 02257-03643-00214	Clients' Savings	-	-	-	-
		Loan from PKSf	10,317,944	24.37	9,135,050	23.46
		Loan from Govt.	22,000,000	51.96	21,100,000	54.20
		Loan from Other MFIs	-	-	-	-
		Loan from Commercial Banks	-	-	-	-
		Other loans	90,000	0.21	80,000	0.21
		Donors' Fund	-	-	-	-
		Cumulative Surplus	7,880,469	18.61	6,767,588	17.38
		Other Fund	2,050,113	4.84	1,849,398	4.75
		Total	42,338,526	100.00	38,932,036	100.00

SL No.	Name of MFI & Licence NO.	Fund Type	2012-2013 (in Tk.)	%	2011-2012 (in Tk.)	%
156	Community Development Centre (Codec) 01781-00048-00103	Clients' Savings	298,052,791	32.63	239,198,164	32.86
		Loan from PKSF	186,600,002	20.43	73,700,000	10.13
		Loan from Govt.	-	-	-	-
		Loan from Other MFIs	89,409,365	9.79	74,537,500	10.24
		Loan from Commercial Banks	-	-	-	-
		Other loans	36,837,500	4.03	62,037,500	8.52
		Donors' Fund	182,426,844	19.97	182,426,844	25.06
		Cumulative Surplus	66,531,628	7.28	42,659,779	5.86
		Other Fund	53,494,921	5.86	53,330,224	7.33
		Total	913,353,051	100.00	727,890,011	100.00
157	Community Development Program (CDP) 00357-01879-00077	Clients' Savings	1,139,206	22.01	756,943	20.43
		Loan from PKSF	-	-	-	-
		Loan from Govt.	-	-	-	-
		Loan from Other MFIs	1,949,904	37.67	1,949,904	52.62
		Loan from Commercial Banks	-	-	-	-
		Other loans	1,822,000	35.20	803,700	21.69
		Donors' Fund	-	-	-	-
		Cumulative Surplus	183,310	3.54	135,189	3.65
		Other Fund	82,007	1.58	60,007	1.62
		Total	5,176,427	100.00	3,705,743	100.00
158	Community Organization for Livelihood Improvement (COLI) 03244-00287-00171	Clients' Savings	2,356,773	22.90	4,556,869	46.55
		Loan from PKSF	-	-	-	-
		Loan from Govt.	-	-	-	-
		Loan from Other MFIs	-	-	-	-
		Loan from Commercial Banks	-	-	-	-
		Other loans	-	-	-	-
		Donors' Fund	-	-	-	-
		Cumulative Surplus	7,934,827	77.10	5,232,458	53.45
		Other Fund	-	-	-	-
		Total	10,291,600	100.00	9,789,327	100.00
159	Crescent 01509-00458-00555	Clients' Savings	4906487	49.70	3668782	61.64
		Loan from PKSF	-	-	-	-
		Loan from Govt.	1400000	14.18	-	-
		Loan from Other MFIs	-	-	-	-
		Loan from Commercial Banks	-	-	-	-
		Other loans	1970880	19.96	1050880	17.66
		Donors' Fund	-	-	-	-
		Cumulative Surplus	1595107	16.16	1232592	20.70
		Other Fund	-	-	-	-
		Total	9,872,474	100.00	5,952,254	100.00
160	Dabi Moulik Unnayan Sangstha 00947-00710-00021	Clients' Savings	93385683	28.47	87311225	28.22
		Loan from PKSF	110199988	33.60	104683321	33.84
		Loan from Govt.	-	-	16054923	5.19
		Loan from Other MFIs	-	-	-	-
		Loan from Commercial Banks	-	-	-	-
		Other loans	-	-	-	-
		Donors' Fund	-	-	-	-
		Cumulative Surplus	101343485	30.90	101336645	32.75
		Other Fund	23037611	7.03	6840	0.00
		Total	327,966,767	100.00	309,392,954	100.00

SL No.	Name of MFI & Licence NO.	Fund Type	2012-2013 (in Tk.)	%	2011-2012 (in Tk.)	%
161	Dak Diye Jai 01121-00835-00237	Clients' Savings	92687537	34.31	81889222	31.22
		Loan from PKSF	127633325	47.24	138199993.4	52.69
		Loan from Govt.	-	-	-	-
		Loan from Other MFIs	-	-	-	-
		Loan from Commercial Banks	-	-	-	-
		Other loans	-	-	-	-
		Donors' Fund	-	-	-	-
		Cumulative Surplus	49846120	18.45	42122406.26	16.06
		Other Fund	2600	0.00	101948	0.04
		Total	270,169,582	100.00	262,313,570	100.00
162	Daridra Bimochon Shangstha (DBS) 00791-01632-00266	Clients' Savings	47292789	17.86	39145737	17.29
		Loan from PKSF	126600000	47.81	107200000	47.35
		Loan from Govt.	-	-	-	-
		Loan from Other MFIs	4183567	1.58	4183567	1.85
		Loan from Commercial Banks	-	-	-	-
		Other loans	-	-	-	-
		Donors' Fund	-	-	-	-
		Cumulative Surplus	84154837	31.78	73758877	32.58
		Other Fund	2546856	0.96	2091905	0.92
		Total	264,778,049	100.00	226,380,086	100.00
163	Daridro & Paribash Unnaon Society 03933-03378-00729	Clients' Savings	3974034	69.20	2769350	64.95
		Loan from PKSF	-	-	-	-
		Loan from Govt.	-	-	-	-
		Loan from Other MFIs	-	-	-	-
		Loan from Commercial Banks	-	-	-	-
		Other loans	1107954	19.29	1457640	34.19
		Donors' Fund	-	-	-	-
		Cumulative Surplus	-	-	-	-
		Other Fund	661175	11.51	36751	0.86
		Total	5,743,163	100.00	4,263,741	100.00
164	Desha Shechcha Shebi Artho-Samajik Unnayan O Manobik Kallyan Sangstha 00590-00236-00141	Clients' Savings	219014637	27.21	175741436	24.83
		Loan from PKSF	308666667	38.34	318383347	44.99
		Loan from Govt.	1640362	0.20	2858333	0.40
		Loan from Other MFIs	10726424	1.33	10726424	1.52
		Loan from Commercial Banks	134736467	16.74	100000000	14.13
		Other loans	-	-	-	-
		Donors' Fund	-	-	-	-
		Cumulative Surplus	130192032	16.17	99986640	14.13
		Other Fund	-	-	-	-
		Total	804,976,589	100.00	707,696,180	100.00
165	Development Activites of Society 00000-00167-00724	Clients' Savings	1861166	27.24	1406111	22.25
		Loan from PKSF	-	-	-	-
		Loan from Govt.	-	-	-	-
		Loan from Other MFIs	-	-	-	-
		Loan from Commercial Banks	-	-	-	-
		Other loans	2568000	37.58	2558000	40.48
		Donors' Fund	-	-	-	-
		Cumulative Surplus	2404205	35.18	2354982	37.27
		Other Fund	-	-	-	-
		Total	6,833,371	100.00	6,319,093	100.00

SL No.	Name of MFI & Licence NO.	Fund Type	2012-2013 (in Tk.)	%	2011-2012 (in Tk.)	%
166	Development for Society 00369-00813-00250	Clients' Savings	11129786	32.34	9240488	23.07
		Loan from PKSf	-	-	-	-
		Loan from Govt.	770000	2.24	560000	1.40
		Loan from Other MFIs	-	-	-	-
		Loan from Commercial Banks	7256713	21.09	11532892	28.79
		Other loans	8833011	25.67	12704885	31.72
		Donors' Fund	-	-	-	-
		Cumulative Surplus	6383910	18.55	6020610	15.03
		Other Fund	40367	0.12	-	-
		Total	34,413,787	100.00	40,058,875	100.00
167	Development Initiative for Social Advancement (DISA) 01306-00480-00024	Clients' Savings	158498151	34.10	105383484	29.37
		Loan from PKSf	155399990	33.43	197266657	54.98
		Loan from Govt.	-	-	-	-
		Loan from Other MFIs	19037500	4.10	5512500	1.54
		Loan from Commercial Banks	74976126	16.13	-	-
		Other loans	-	-	-	-
		Donors' Fund	-	-	-	-
		Cumulative Surplus	40118629	8.63	39003369	10.87
		Other Fund	16808380	3.62	11623068	3.24
		Total	464,838,776	100.00	358,789,078	100.00
168	Development Network in Bangladesh 00877-00239-00176	Clients' Savings	7665888	39.98	9032530	40.94
		Loan from PKSf	-	-	-	-
		Loan from Govt.	754854	3.94	-	-
		Loan from Other MFIs	-	-	-	-
		Loan from Commercial Banks	-	-	-	-
		Other loans	6787105	35.39	8855534	40.14
		Donors' Fund	-	-	-	-
		Cumulative Surplus	3967727	20.69	4174699	18.92
		Other Fund	-	-	-	-
		Total	19,175,574	100.00	22,062,763	100.00
169	Development of Integrated for Social Association (DISA) 02026-02628-00241	Clients' Savings	2304350	29.10	3150580	41.18
		Loan from PKSf	-	-	-	-
		Loan from Govt.	-	-	-	-
		Loan from Other MFIs	-	-	-	-
		Loan from Commercial Banks	-	-	-	-
		Other loans	1900000	23.99	825000	10.78
		Donors' Fund	-	-	-	-
		Cumulative Surplus	3617334	45.68	3577705	46.76
		Other Fund	97266	1.23	97266	1.27
		Total	7,918,950	100.00	7,650,551	100.00
170	Development Organisation of the Rural Poor (DORP) 01795-01411-00185	Clients' Savings	21159859	26.73	21490893	28.87
		Loan from PKSf	38666667	48.85	32200000	43.26
		Loan from Govt.	787002	0.99	1374002	1.85
		Loan from Other MFIs	-	-	-	-
		Loan from Commercial Banks	-	-	-	-
		Other loans	6815211	8.61	623671	0.84
		Donors' Fund	-	-	8725267	11.72
		Cumulative Surplus	11726858	14.81	10020750	13.46
		Other Fund	-	-	-	-
		Total	79,155,597	100.00	74,434,583	100.00

SL No.	Name of MFI & Licence NO.	Fund Type	2012-2013 (in Tk.)	%	2011-2012 (in Tk.)	%
171	Development Organization of Rural Peoples (DOORP) 02002-02305-00491	Clients' Savings	3180687	45.66	2406841	53.25
		Loan from PKSf	-	-	-	-
		Loan from Govt.	-	-	-	-
		Loan from Other MFIs	-	-	-	-
		Loan from Commercial Banks	1125000	16.15	-	-
		Other loans	611500	8.78	451937	10.00
		Donors' Fund	-	-	-	-
		Cumulative Surplus	2049258	29.42	1661509	36.76
		Other Fund	-	-	-	-
		Total	6,966,445	100.00	4,520,287	100.00
172	Dewanganj Gano Shahajjya Sangstha 05498-02167-00417	Clients' Savings	5,225,923	59.33	7,248,013	75.36
		Loan from PKSf	-	-	-	-
		Loan from Govt.	-	-	-	-
		Loan from Other MFIs	-	-	-	-
		Loan from Commercial Banks	-	-	-	-
		Other loans	210,000	2.38	-	-
		Donors' Fund	-	-	-	-
		Cumulative Surplus	3,371,825	38.28	2,369,668	24.64
		Other Fund	-	-	-	-
		Total	8,807,748	100.00	9,617,681	100.00
173	Dhaka Ahsania Mission 00109-02243-00300	Clients' Savings	166,852,862	33.69	101,297,607	28.98
		Loan from PKSf	200,183,330	40.42	154,833,332	44.29
		Loan from Govt.	-	-	-	-
		Loan from Other MFIs	-	-	-	-
		Loan from Commercial Banks	49,192,584	9.93	47,515,000	13.59
		Other loans	11,910,367	2.40	-	-
		Donors' Fund	34,204,011	6.91	34,204,011	9.78
		Cumulative Surplus	23,116,829	4.67	2,885,794	0.83
		Other Fund	9,827,323	1.98	8,827,323	2.53
		Total	495,287,306	100.00	349,563,067	100.00
174	Dhaka Rural Advancement Programs Society 00147-00922-00570	Clients' Savings	9,242,830	27.57	11,011,000	28.33
		Loan from PKSf	-	-	-	-
		Loan from Govt.	-	-	-	-
		Loan from Other MFIs	-	-	-	-
		Loan from Commercial Banks	-	-	10,000,000	25.73
		Other loans	23,557,500	70.27	17,150,000	44.12
		Donors' Fund	-	-	-	-
		Cumulative Surplus	722,584	2.16	711,006	1.83
		Other Fund	-	-	-	-
		Total	33,522,914	100.00	38,872,006	100.00
175	Dharani Samaj Kallayan Sangstha 03909-02115-00655	Clients' Savings	2,449,460	31.22	1,963,933	27.52
		Loan from PKSf	-	-	-	-
		Loan from Govt.	-	-	-	-
		Loan from Other MFIs	-	-	-	-
		Loan from Commercial Banks	-	-	-	-
		Other loans	2,719,000	34.66	2,719,000	38.10
		Donors' Fund	-	-	-	-
		Cumulative Surplus	2,676,681	34.12	2,452,989	34.38
		Other Fund	-	-	-	-
		Total	7,845,141	100.00	7,135,922	100.00

SL No.	Name of MFI & Licence NO.	Fund Type	2012-2013 (in Tk.)	%	2011-2012 (in Tk.)	%
176	Dhrubo Society 03471-03680-00324	Clients' Savings	821,133	21.58	932,504	22.46
		Loan from PKSf	-	-	-	-
		Loan from Govt.	-	-	-	-
		Loan from Other MFIs	-	-	-	-
		Loan from Commercial Banks	1,334,529	35.07	1,562,676	37.64
		Other loans	-	-	-	-
		Donors' Fund	-	-	-	-
		Cumulative Surplus	1,649,993	43.36	1,656,181	39.89
		Other Fund	-	-	-	-
		Total	3,805,655	100.00	4,151,361	100.00
177	Digonta 00656-01009-00251	Clients' Savings	4,665,347	62.49	3,809,455	60.51
		Loan from PKSf	-	-	-	-
		Loan from Govt.	-	-	-	-
		Loan from Other MFIs	-	-	-	-
		Loan from Commercial Banks	-	-	-	-
		Other loans	83,806	1.12	83,806	1.33
		Donors' Fund	-	-	-	-
		Cumulative Surplus	2,621,574	35.11	2,306,729	36.64
		Other Fund	95,512	1.28	95,512	1.52
		Total	7,466,239	100.00	6,295,502	100.00
178	Din Bandhu Society 03929-00826-00541	Clients' Savings	6,806,810	44.10	5,831,169	33.43
		Loan from PKSf	-	-	-	-
		Loan from Govt.	-	-	-	-
		Loan from Other MFIs	-	-	6,100,000	34.97
		Loan from Commercial Banks	-	-	2,700,000	15.48
		Other loans	3,512,500	22.76	-	-
		Donors' Fund	-	-	-	-
		Cumulative Surplus	5,114,011	33.14	2,811,709	16.12
		Other Fund	-	-	-	-
		Total	15,433,321	100.00	17,442,878	100.00
179	Dip Shetu 01598-02716-00350	Clients' Savings	878,759	10.48	758,537	8.78
		Loan from PKSf	-	-	-	-
		Loan from Govt.	-	-	-	-
		Loan from Other MFIs	-	-	-	-
		Loan from Commercial Banks	-	-	-	-
		Other loans	1,112,000	13.26	1,817,000	21.02
		Donors' Fund	-	-	-	-
		Cumulative Surplus	-	-	-	-
		Other Fund	6,393,722	76.26	6,068,125	70.20
		Total	8,384,481	100.00	8,643,662	100.00
180	Dip Unnayan Sangstha (DUS) 00654-00234-00033	Clients' Savings	83,820,185	29.85	60,511,416	24.97
		Loan from PKSf	143,999,996	51.28	144,166,657	59.48
		Loan from Govt.	-	-	-	-
		Loan from Other MFIs	-	-	-	-
		Loan from Commercial Banks	-	-	-	-
		Other loans	750,000	0.27	750,000	0.31
		Donors' Fund	-	-	-	-
		Cumulative Surplus	43,689,542	15.56	30,240,673	12.48
		Other Fund	8,578,432	3.05	6,706,818	2.77
		Total	280,838,155	100.00	242,375,564	100.00

SL No.	Name of MFI & Licence NO.	Fund Type	2012-2013 (in Tk.)	%	2011-2012 (in Tk.)	%
181	DIPSHIKHA Non-Formal Education, Training and Research Society for Village Development 00681-04542-00349	Clients' Savings	4,853,581	4.04	4,484,145	4.63
		Loan from PKSf	-	-	-	-
		Loan from Govt.	-	-	-	-
		Loan from Other MFIs	-	-	-	-
		Loan from Commercial Banks	-	-	-	-
		Other loans	9,615,107	8.01	12,351,853	12.76
		Donors' Fund	87,561,512	72.94	67,602,127	69.84
		Cumulative Surplus	17,390,902	14.49	11,718,693	12.11
		Other Fund	629,032	0.52	637,770	0.66
		Total	120,050,134	100.00	96,794,588	100.00
182	Dipti Foundation 01537-03317-00631	Clients' Savings	1,321,677	31.13	1,269,809	30.37
		Loan from PKSf	-	-	-	-
		Loan from Govt.	330,000	7.77	330,000	7.89
		Loan from Other MFIs	-	-	-	-
		Loan from Commercial Banks	-	-	-	-
		Other loans	600,000	14.13	600,000	14.35
		Donors' Fund	-	-	-	-
		Cumulative Surplus	1,993,668	46.96	1,980,771	47.38
		Other Fund	-	-	-	-
		Total	4,245,345	100.00	4,180,580	100.00
183	Disa Bangladesh 00732-03883-00694	Clients' Savings	36,964,271	48.26	19,265,150	26.37
		Loan from PKSf	5,000,000	6.53	5,000,000	6.84
		Loan from Govt.	1,635,000	2.13	1,635,000	2.24
		Loan from Other MFIs	-	-	8,586,200	11.75
		Loan from Commercial Banks	17,991,910	23.49	25,000,000	34.22
		Other loans	-	-	-	-
		Donors' Fund	-	-	-	-
		Cumulative Surplus	15,005,000	19.59	13,569,656	18.57
		Other Fund	-	-	-	-
		Total	76,596,181	100.00	73,056,006	100.00
184	Disa Integrated Social Advancement Foundation 01467-01624-00679	Clients' Savings	2,437,128	51.09	2,324,237	48.86
		Loan from PKSf	-	-	-	-
		Loan from Govt.	-	-	-	-
		Loan from Other MFIs	-	-	-	-
		Loan from Commercial Banks	-	-	-	-
		Other loans	1,611,963	33.79	1,728,755	36.34
		Donors' Fund	-	-	-	-
		Cumulative Surplus	721,196	15.12	703,800	14.80
		Other Fund	-	-	-	-
		Total	4,770,287	100.00	4,756,792	100.00
185	Disabled Rehabilitation and Research Association (DRRA) 01794-01127-00630	Clients' Savings	6,320,210	30.72	5,348,371	29.41
		Loan from PKSf	8,297,296	40.33	8,297,296	45.62
		Loan from Govt.	-	-	-	-
		Loan from Other MFIs	-	-	-	-
		Loan from Commercial Banks	-	-	-	-
		Other loans	-	-	-	-
		Donors' Fund	-	-	-	-
		Cumulative Surplus	4,949,696	24.06	3,757,137	20.66
		Other Fund	1,004,802	4.88	784,703	4.31
		Total	20,572,004	100.00	18,187,507	100.00

SL No.	Name of MFI & Licence NO.	Fund Type	2012-2013 (in Tk.)	%	2011-2012 (in Tk.)	%
186	Doel (Development Organisation for Equity & Love) 01284-00322-00220	Clients' Savings	9,755,399	56.43	7,882,977	51.45
		Loan from PKSF	-	-	-	-
		Loan from Govt.	1,050,000	6.07	840,000	5.48
		Loan from Other MFIs	-	-	-	-
		Loan from Commercial Banks	-	-	-	-
		Other loans	200,000	1.16	330,000	2.15
		Donors' Fund	5,600	0.03	5,600	0.04
		Cumulative Surplus	5,404,590	31.27	4,854,109	31.68
		Other Fund	870,787	5.04	1,407,840	9.19
		Total	17,286,376	100.00	15,320,526	100.00
187	DRISHTIDAN 02854-01466-00027	Clients' Savings	1,882,018	23.72	1,843,605	30.63
		Loan from PKSF	5,100,000	64.27	3,100,000	51.50
		Loan from Govt.	154,000	1.94	308,000	5.12
		Loan from Other MFIs	-	-	-	-
		Loan from Commercial Banks	-	-	-	-
		Other loans	-	-	-	-
		Donors' Fund	-	-	-	-
		Cumulative Surplus	798,987	10.07	767,467	12.75
		Other Fund	-	-	-	-
		Total	7,935,005	100.00	6,019,072	100.00
188	DRISTI (Akti Sechhashebi Samaj Kallyanmulak Sangstha) 00216-03127-00474	Clients' Savings	4,149,602	58.28	7,117,770	46.57
		Loan from PKSF	-	-	-	-
		Loan from Govt.	1,491	0.02	1,491	0.01
		Loan from Other MFIs	2,237,500	31.43	2,587,500	16.93
		Loan from Commercial Banks	195,000	2.74	1,000,000	6.54
		Other loans	257,100	3.61	57,100	0.37
		Donors' Fund	-	-	-	-
		Cumulative Surplus	279,418	3.92	4,520,369	29.58
		Other Fund	-	-	-	-
		Total	7,120,111	100.00	15,284,230	100.00
189	Dudumari Gram Unnayan Sangstha (DGUS) 01752-00192-00252	Clients' Savings	6,752,719	29.06	6,572,154	28.43
		Loan from PKSF	25,647,987	110.37	26,311,487	113.83
		Loan from Govt.	-	-	-	-
		Loan from Other MFIs	-	-	-	-
		Loan from Commercial Banks	-	-	-	-
		Other loans	2,484,562	10.69	2,877,188	12.45
		Donors' Fund	-	-	-	-
		Cumulative Surplus	-11,647,162	-50.12	-12,646,647	-54.71
		Other Fund	-	-	-	-
		Total	23,238,106	100.00	23,114,182	100.00
190	Dushtha Shasthya Kendra (DSK) 02100-01985-00369	Clients' Savings	695,217,354	36.92	594,964,229	40.30
		Loan from PKSF	550,976,669	29.26	418,786,835	28.37
		Loan from Govt.	-	-	-	-
		Loan from Other MFIs	14,522,264	0.77	53,974,738	3.66
		Loan from Commercial Banks	117,704,328	6.25	50,000,000	3.39
		Other loans	-	-	-	-
		Donors' Fund	31,800,441	1.69	-	-
		Cumulative Surplus	407,522,123	21.64	324,757,672	22.00
		Other Fund	65,278,622	3.47	33,793,445	2.29
		Total	1,883,021,801	100.00	1,476,276,919	100.00

SL No.	Name of MFI & Licence NO.	Fund Type	2012-2013 (in Tk.)	%	2011-2012 (in Tk.)	%
191	Dustha Kallyan Sangstha (DUKS) 05168-04859-00519	Clients' Savings	899,593	8.89	608,078	10.80
		Loan from PKSF	-	-	-	-
		Loan from Govt.	350,000	3.46	-	-
		Loan from Other MFIs	-	-	-	-
		Loan from Commercial Banks	2,801,770	27.69	-	-
		Other loans	4,927,483	48.70	3,956,029	70.24
		Donors' Fund	-	-	-	-
		Cumulative Surplus	1,015,186	10.03	1,005,732	17.86
		Other Fund	124,546	1.23	62,455	1.11
		Total	10,118,578	100.00	5,632,294	100.00
192	Dynamic Welfare Society 01206-04593-00384	Clients' Savings	22,041,181	53.18	22,481,670	62.86
		Loan from PKSF	-	-	-	-
		Loan from Govt.	560,000	1.35	-	-
		Loan from Other MFIs	-	-	-	-
		Loan from Commercial Banks	8,980,328	21.67	-	-
		Other loans	5,292,011	12.77	8,511,369	23.80
		Donors' Fund	-	-	-	-
		Cumulative Surplus	4,570,873	11.03	4,768,867	13.34
		Other Fund	-	-	-	-
		Total	41,444,393	100.00	35,761,906	100.00
193	EADA (Environment & Agricultural Development Association) 00657-02312-00181	Clients' Savings	19,417,515	55.08	14,655,360	55.92
		Loan from PKSF	-	-	-	-
		Loan from Govt.	155,555	0.44	233,333	0.89
		Loan from Other MFIs	-	-	-	-
		Loan from Commercial Banks	3,829,427	10.86	1,098,459	4.19
		Other loans	1,687,000	4.79	1,707,272	6.51
		Donors' Fund	80,128	0.23	83,732	0.32
		Cumulative Surplus	8,656,373	24.56	8,192,936	31.26
		Other Fund	1,425,720	4.04	238,840	0.91
		Total	35,251,718	100.00	26,209,932	100.00
194	Eco-Social Development Organization (ESDO) 01059-03355-00203	Clients' Savings	267,942,338	27.45	328,079,328	28.34
		Loan from PKSF	621,820,579	63.69	690,024,031	59.61
		Loan from Govt.	-	-	-	-
		Loan from Other MFIs	-	-	-	-
		Loan from Commercial Banks	-	-	-	-
		Other loans	1,080,000	0.11	1,080,000	0.09
		Donors' Fund	-	-	-	-
		Cumulative Surplus	85,419,131	8.75	138,319,830	11.95
		Other Fund	-	-	-	-
		Total	976,262,048	100.00	1,157,503,189	100.00
195	Eden Education and Health Foundation 00830-01935-00538	Clients' Savings	12,844,098	28.37	15,301,263	32.14
		Loan from PKSF	-	-	-	-
		Loan from Govt.	-	-	-	-
		Loan from Other MFIs	15,200,000	33.57	12,750,000	26.78
		Loan from Commercial Banks	-	-	-	-
		Other loans	15,096,000	33.34	15,829,000	33.25
		Donors' Fund	-	-	-	-
		Cumulative Surplus	54,994	0.12	1,336,267	2.81
		Other Fund	2,083,277	4.60	2,395,299	5.03
		Total	45,278,369	100.00	47,611,829	100.00

SL No.	Name of MFI & Licence NO.	Fund Type	2012-2013 (in Tk.)	%	2011-2012 (in Tk.)	%
196	Egeya Chala 01179-01059-00489	Clients' Savings	3,368,812	40.61	3,256,411	43.55
		Loan from PKSF	-	-	-	-
		Loan from Govt.	700,000	8.44	-	-
		Loan from Other MFIs	-	-	-	-
		Loan from Commercial Banks	100,000	1.21	1,300,000	17.39
		Other loans	3,549,031	42.78	2,394,651	32.03
		Donors' Fund	-	-	-	-
		Cumulative Surplus	578,646	6.97	525,607	7.03
		Other Fund	-	-	-	-
		Total	8,296,489	100.00	7,476,669	100.00
197	ENDEAVOUR (Ensure Development Activities for Vulnerable Under Privileged Rural People) 01109-00117-00031	Clients' Savings	27,252,639	32.71	26,097,484	34.84
		Loan from PKSF	26,100,004	31.32	19,383,338	25.87
		Loan from Govt.	-	-	-	-
		Loan from Other MFIs	9,959,664	11.95	11,312,441	15.10
		Loan from Commercial Banks	1,395,205	1.67	-	-
		Other loans	-	-	3,090,908	4.13
		Donors' Fund	-	-	-	-
		Cumulative Surplus	11,227,662	13.47	10,066,371	13.44
		Other Fund	7,392,812	8.87	4,963,732	6.63
		Total	83,327,986	100.00	74,914,274	100.00
198	Environment Council Bangladesh 00350-01308-00086	Clients' Savings	63,017,963	30.42	37,622,478	31.71
		Loan from PKSF	61,199,452	29.54	56,683,333	47.77
		Loan from Govt.	-	-	-	-
		Loan from Other MFIs	-	-	-	-
		Loan from Commercial Banks	47,643,382	23.00	-	-
		Other loans	15,446,489	7.46	9,719,067	8.19
		Donors' Fund	-	-	-	-
		Cumulative Surplus	19,855,671	9.58	14,623,369	12.32
		Other Fund	-	-	-	-
		Total	207,162,957	100.00	118,648,247	100.00
199	Environmental And Socio Economic Network (ESEN) 00914-04151-00375	Clients' Savings	15,306,205	72.65	13,705,421	71.71
		Loan from PKSF	-	-	-	-
		Loan from Govt.	-	-	-	-
		Loan from Other MFIs	-	-	-	-
		Loan from Commercial Banks	-	-	-	-
		Other loans	-	-	-	-
		Donors' Fund	-	-	-	-
		Cumulative Surplus	5,242,636	24.88	5,101,256	26.69
		Other Fund	519,114	2.46	305,133	1.60
		Total	21,067,955	100.00	19,111,810	100.00
200	Esamoti Human Development Foundation 02401-04787-00670	Clients' Savings	2,365,397	30.08	2,243,524	33.29
		Loan from PKSF	-	-	-	-
		Loan from Govt.	-	-	-	-
		Loan from Other MFIs	-	-	-	-
		Loan from Commercial Banks	-	-	-	-
		Other loans	5,450,000	69.30	4,450,000	66.04
		Donors' Fund	-	-	-	-
		Cumulative Surplus	48,728	0.62	45,315	0.67
		Other Fund	-	-	-	-
		Total	7,864,125	100.00	6,738,839	100.00

SL No.	Name of MFI & Licence NO.	Fund Type	2012-2013 (in Tk.)	%	2011-2012 (in Tk.)	%
201	Eskander Welfare Foundation (EWF) 00283-03453-00173	Clients' Savings	22505820	26.12	22,848,539	12.85
		Loan from PKSF	62500000	72.54	73,586,664	41.39
		Loan from Govt.	-	-	-	-
		Loan from Other MFIs	-	-	-	-
		Loan from Commercial Banks	-	-	-	-
		Other loans	1151290	1.34	39,290	0.02
		Donors' Fund	-	-	-	-
		Cumulative Surplus	-	-	-6,962,548	-3.92
		Other Fund	-	-	88,270,127	49.65
		Total	86,157,110	100.00	177,782,072	100.00
202	Faridpur Development Agency (FDA) 03423-02757-00438	Clients' Savings	94,490,840	48.48	85,239,532	44.42
		Loan from PKSF	-	-	-	-
		Loan from Govt.	-	-	-	-
		Loan from Other MFIs	13,871,702	7.12	13,871,702	7.23
		Loan from Commercial Banks	28,477,309	14.61	40,604,538	21.16
		Other loans	6,684,577	3.43	5,802,577	3.02
		Donors' Fund	-	-	-	-
		Cumulative Surplus	51,367,527	26.36	46,356,957	24.16
		Other Fund	-	-	-	-
		Total	194,891,955	100.00	191,875,306	100.00
203	Focus Society 00728-00812-00209	Clients' Savings	17,523,860	28.40	15,444,260	26.87
		Loan from PKSF	33,499,973	54.29	32,716,643	56.92
		Loan from Govt.	-	-	-	-
		Loan from Other MFIs	-	-	-	-
		Loan from Commercial Banks	-	-	-	-
		Other loans	-	-	-	-
		Donors' Fund	-	-	-	-
		Cumulative Surplus	10,183,771	16.50	8,944,872	15.56
		Other Fund	497,820	0.81	371,688	0.65
		Total	61,705,424	100.00	57,477,463	100.00
204	Friends in Village Development Bangladesh 01688-00841-00423	Clients' Savings	110,706,834	34.25	94,553,024	34.95
		Loan from PKSF	49,650,000	15.36	22,150,000	8.19
		Loan from Govt.	-	-	-	-
		Loan from Other MFIs	-	-	-	-
		Loan from Commercial Banks	41,396,209	12.81	52,845,806	19.54
		Other loans	7,000,000	2.17	7,000,000	2.59
		Donors' Fund	-	-	-	-
		Cumulative Surplus	94,648,298	29.28	78,728,406	29.10
		Other Fund	19,812,910	6.13	15,238,730	5.63
		Total	323,214,251	100.00	270,515,966	100.00
205	Gana Unnayan Kendra (GUK) 03730-01746-00091	Clients' Savings	51,031,142	25.61	45,345,672	34.07
		Loan from PKSF	-	-	-	-
		Loan from Govt.	-	-	-	-
		Loan from Other MFIs	-	-	-	-
		Loan from Commercial Banks	60,000,000	30.11	-	-
		Other loans	-	-	-	-
		Donors' Fund	58,116,000	29.17	55,101,778	41.40
		Cumulative Surplus	30,089,675	15.10	32,654,455	24.53
		Other Fund	-	-	-	-
		Total	199,236,817	100.00	133,101,905	100.00

SL No.	Name of MFI & Licence NO.	Fund Type	2012-2013 (in Tk.)	%	2011-2012 (in Tk.)	%
206	Gandhi Ashram Trust 03606-00904-00195	Clients' Savings	27,029,011	58.25	23,126,751	61.88
		Loan from PKSf	-	-	-	-
		Loan from Govt.	-	-	-	-
		Loan from Other MFIs	-	-	-	-
		Loan from Commercial Banks	-	-	-	-
		Other loans	-	-	-	-
		Donors' Fund	3,685,238	7.94	3,685,238	9.86
		Cumulative Surplus	2,948,028	6.35	4,478,755	11.98
		Other Fund	12,741,272	27.46	6,084,467	16.28
	Total	46,403,549	100.00	37,375,210	100.00	
207	Gano Kallayan Society (GKS) 00373-02045-00636	Clients' Savings	2,044,964	25.97	1,700,102	26.71
		Loan from PKSf	-	-	-	-
		Loan from Govt.	-	-	-	-
		Loan from Other MFIs	-	-	-	-
		Loan from Commercial Banks	-	-	-	-
		Other loans	-	-	-	-
		Donors' Fund	-	-	60,000	0.94
		Cumulative Surplus	5,748,017	73.00	4,605,257	72.35
		Other Fund	81,367	1.03	-	-
	Total	7,874,348	100.00	6,365,359	100.00	
208	Gano Milan Foundation 00254-03690-00208	Clients' Savings	10,118,409	28.85	9,449,942	28.66
		Loan from PKSf	-	-	-	-
		Loan from Govt.	-	-	-	-
		Loan from Other MFIs	-	-	-	-
		Loan from Commercial Banks	1,465,000	4.18	450,000	1.36
		Other loans	18,990,108	54.15	19,002,278	57.64
		Donors' Fund	3,452,661	9.84	3,452,661	10.47
		Cumulative Surplus	-82,370	-0.23	-240,813	-0.73
		Other Fund	1,127,704	3.22	854,490	2.59
	Total	35,071,512	100.00	32,968,558	100.00	
209	Gano Progoti 01518-00588-00182	Clients' Savings	6,088,588	51.59	8,640,312	60.72
		Loan from PKSf	-	-	-	-
		Loan from Govt.	-	-	-	-
		Loan from Other MFIs	-	-	-	-
		Loan from Commercial Banks	-	-	-	-
		Other loans	721,727	6.11	656,744	4.62
		Donors' Fund	-	-	-	-
		Cumulative Surplus	4,784,079	40.53	4,748,448	33.37
		Other Fund	208,574	1.77	183,176	1.29
	Total	11,802,968	100.00	14,228,680	100.00	
210	Gazipur Unnayan Sangstha (GUS) 01665-00147-00522	Clients' Savings	2,348,655	28.29	2,091,637	28.29
		Loan from PKSf	-	-	-	-
		Loan from Govt.	-	-	-	-
		Loan from Other MFIs	744,660	8.97	1,194,660	16.16
		Loan from Commercial Banks	-	-	-	-
		Other loans	450,000	5.42	300,000	4.06
		Donors' Fund	-	-	-	-
		Cumulative Surplus	4,757,928	57.32	3,808,384	51.50
		Other Fund	-	-	-	-
	Total	8,301,243	100.00	7,394,681	100.00	

SL No.	Name of MFI & Licence NO.	Fund Type	2012-2013 (in Tk.)	%	2011-2012 (in Tk.)	%
211	Gender Relation Advancement & Marginalized Development Society 00141-00010-00629	Clients' Savings	3,981,992	52.02	3,341,275	61.71
		Loan from PKSF	-	-	-	-
		Loan from Govt.	-	-	-	-
		Loan from Other MFIs	-	-	-	-
		Loan from Commercial Banks	-	-	-	-
		Other loans	990,310	12.94	990,310	18.29
		Donors' Fund	-	-	-	-
		Cumulative Surplus	2,682,933	35.05	1,082,795	20.00
		Other Fund	-	-	-	-
		Total	7,655,235	100.00	5,414,380	100.00
212	Ghani Welfare Foundation 01211-04430-00036	Clients' Savings	17,397,999	37.65	18,959,435	39.10
		Loan from PKSF	-	-	-	-
		Loan from Govt.	-	-	-	-
		Loan from Other MFIs	-	-	-	-
		Loan from Commercial Banks	-	-	-	-
		Other loans	5,856,265	12.67	6,689,675	13.80
		Donors' Fund	-	-	-	-
		Cumulative Surplus	19,905,359	43.08	22,799,417	47.03
		Other Fund	3,046,706	6.59	35,000	0.07
		Total	46,206,329	100.00	48,483,527	100.00
213	Ghashful 00399-01209-00160	Clients' Savings	291,658,094	51.39	252,566,953	57.17
		Loan from PKSF	210,200,000	37.04	131,000,000	29.65
		Loan from Govt.	-	-	-	-
		Loan from Other MFIs	-	-	-	-
		Loan from Commercial Banks	-	-	-	-
		Other loans	-	-	-	-
		Donors' Fund	-	-	-	-
		Cumulative Surplus	53,999,600	9.52	48,343,688	10.94
		Other Fund	11,639,244	2.05	9,874,969	2.24
		Total	567,496,938	100.00	441,785,610	100.00
214	GLDP (Grass-root Level Development Program) 02041-01180-00446	Clients' Savings	6,948,972	88.22	6,651,674	85.51
		Loan from PKSF	143,080	1.82	127,730	1.64
		Loan from Govt.	-	-	10,000	0.13
		Loan from Other MFIs	-	-	-	-
		Loan from Commercial Banks	10,000	0.13	65,900	0.85
		Other loans	150,650	1.91	250,450	3.22
		Donors' Fund	-	-	-	-
		Cumulative Surplus	624,066	7.92	673,437	8.66
		Other Fund	-	-	-	-
		Total	7,876,768	100.00	7,779,191	100.00
215	Gono - Unnayan Academy 02111-00580-00709	Clients' Savings	1,347,554	29.48	1,542,646	32.81
		Loan from PKSF	-	-	-	-
		Loan from Govt.	-	-	-	-
		Loan from Other MFIs	-	-	-	-
		Loan from Commercial Banks	-	-	-	-
		Other loans	454	0.01	454	0.01
		Donors' Fund	-	-	-	-
		Cumulative Surplus	3,223,477	70.51	3,158,065	67.18
		Other Fund	-	-	-	-
		Total	4,571,485	100.00	4,701,165	100.00

SL No.	Name of MFI & Licence NO.	Fund Type	2012-2013 (in Tk.)	%	2011-2012 (in Tk.)	%
216	Gono Kallyan Trust 00219-01524-00147	Clients' Savings	81,866,780	23.62	80,024,714	22.11
		Loan from PKSF	169,533,320	48.91	199,333,324	55.08
		Loan from Govt.	-	-	-	-
		Loan from Other MFIs	-	-	-	-
		Loan from Commercial Banks	-	-	-	-
		Other loans	-	-	-	-
		Donors' Fund	-	-	-	-
		Cumulative Surplus	79,687,817	22.99	69,865,409	19.30
		Other Fund	15,509,220	4.47	12,682,563	3.50
		Total	346,597,137	100.00	361,906,010	100.00
217	Gono Kalyan Sangstha (GKS) 02772-02423-00110	Clients' Savings	2044964	23.26	-	-
		Loan from PKSF	-	-	-	-
		Loan from Govt.	-	-	-	-
		Loan from Other MFIs	-	-	-	-
		Loan from Commercial Banks	-	-	-	-
		Other loans	-	-	-	-
		Donors' Fund	-	-	-	-
		Cumulative Surplus	5748017	65.39	-	-
		Other Fund	997211	11.34	-	-
		Total	8,790,192	100.00	-	-
218	Gono Unnayan Prochesta 00768-00647-00403	Clients' Savings	65,639,955	36.76	61,599,740	39.68
		Loan from PKSF	72,833,333	40.79	56,966,665	36.69
		Loan from Govt.	-	-	-	-
		Loan from Other MFIs	-	-	-	-
		Loan from Commercial Banks	-	-	-	-
		Other loans	-	-	-	-
		Donors' Fund	-	-	-	-
		Cumulative Surplus	40,102,688	22.46	36,690,072	23.63
		Other Fund	-	-	-	-
		Total	178,575,976	100.00	155,256,477	100.00
219	Gono Unnayayn Foundation 01916-02204-00490	Clients' Savings	1,702,377	24.46	1,519,604	25.81
		Loan from PKSF	-	-	-	-
		Loan from Govt.	-	-	-	-
		Loan from Other MFIs	-	-	-	-
		Loan from Commercial Banks	-	-	-	-
		Other loans	5,236,968	75.25	5,076,968	86.24
		Donors' Fund	-	-	-	-
		Cumulative Surplus	20,044	0.29	-709,296	-12.05
		Other Fund	-	-	-	-
		Total	6,959,389	100.00	5,887,276	100.00
220	Gonoshasthaya Kendra 04833-04519-00650	Clients' Savings	24,799,844	35.07	24,151,565	31.68
		Loan from PKSF	34,669,996	49.03	36,133,330	47.39
		Loan from Govt.	-	-	-	-
		Loan from Other MFIs	-	-	-	-
		Loan from Commercial Banks	-	-	-	-
		Other loans	6,851,145	9.69	12,287,106	16.12
		Donors' Fund	10,935,303	15.47	5,085,303	6.67
		Cumulative Surplus	-6,548,328	-9.26	-1,415,258	-1.86
		Other Fund	-	-	-	-
		Total	70,707,960	100.00	76,242,046	100.00

SL No.	Name of MFI & Licence NO.	Fund Type	2012-2013 (in Tk.)	%	2011-2012 (in Tk.)	%
221	Gram Bikash Kendra 01271-01016-00183	Clients' Savings	174,296,008	36.58	138,184,401	37.30
		Loan from PKSF	233,166,649	48.93	169,733,315	45.82
		Loan from Govt.	-	-	-	-
		Loan from Other MFIs	-	-	-	-
		Loan from Commercial Banks	-	-	-	-
		Other loans	1,200,000	0.25	800,000	0.22
		Donors' Fund	-	-	-	-
		Cumulative Surplus	67,825,259	14.23	61,701,856	16.66
		Other Fund	-	-	-	-
		Total	476,487,916	100.00	370,419,572	100.00
222	Gram Bikash Sangstha (GBS) 01758-02082-00499	Clients' Savings	3,512,483	29.34	2,958,924	27.06
		Loan from PKSF	-	-	-	-
		Loan from Govt.	-	-	20,000	0.18
		Loan from Other MFIs	-	-	-	-
		Loan from Commercial Banks	-	-	-	-
		Other loans	3,248,993	27.14	3,013,846	27.56
		Donors' Fund	-	-	-	-
		Cumulative Surplus	4,314,407	36.04	4,943,572	45.20
		Other Fund	895,516	7.48	-	-
		Total	11,971,399	100.00	10,936,342	100.00
223	Gram Unnayan Karjakram (GRAUK) 02858-00277-00180	Clients' Savings	23,459,367	60.88	18,554,893	66.92
		Loan from PKSF	-	-	-	-
		Loan from Govt.	-	-	-	-
		Loan from Other MFIs	-	-	-	-
		Loan from Commercial Banks	2,500,000	6.49	-	-
		Other loans	3,726,163	9.67	2,775,848	10.01
		Donors' Fund	-	-	-	-
		Cumulative Surplus	7,964,536	20.67	6,395,390	23.07
		Other Fund	884,948	2.30	-	-
		Total	38,535,014	100.00	27,726,131	100.00
224	Gram Unnayan Karma (GUK) 02761-03196-00273	Clients' Savings	353,944,284	26.30	251,429,092	23.82
		Loan from PKSF	640,958,333	47.63	557,974,971	52.87
		Loan from Govt.	-	-	-	-
		Loan from Other MFIs	-	-	-	-
		Loan from Commercial Banks	-	-	10,000,000	0.95
		Other loans	486,556	0.04	1,637,530	0.16
		Donors' Fund	-	-	-	-
		Cumulative Surplus	340,648,889	25.31	227,408,647	21.55
		Other Fund	9,695,427	0.72	6,910,557	0.65
		Total	1,345,733,489	100.00	1,055,360,797	100.00
225	Grameen Alo 00455-00189-00511	Clients' Savings	3,353,075	23.09	2,789,603	25.79
		Loan from PKSF	-	-	-	-
		Loan from Govt.	-	-	-	-
		Loan from Other MFIs	-	-	-	-
		Loan from Commercial Banks	-	-	-	-
		Other loans	6,857,529	47.22	5,020,429	46.41
		Donors' Fund	-	-	-	-
		Cumulative Surplus	4,312,049	29.69	3,007,571	27.80
		Other Fund	-	-	-	-
		Total	14,522,653	100.00	10,817,603	100.00

SL No.	Name of MFI & Licence NO.	Fund Type	2012-2013 (in Tk.)	%	2011-2012 (in Tk.)	%
226	Grameen Alo Sangstha 05796-01918-00527	Clients' Savings	5,830,183	59.42	5,476,568	59.24
		Loan from PKSF	-	-	-	-
		Loan from Govt.	-	-	-	-
		Loan from Other MFIs	-	-	-	-
		Loan from Commercial Banks	-	-	-	-
		Other loans	-	-	-	-
		Donors' Fund	-	-	-	-
		Cumulative Surplus	3,981,708	40.58	3,768,795	40.76
		Other Fund	-	-	-	-
		Total	9,811,891	100.00	9,245,363	100.00
227	Grameen Economic And Social Advancement (GESA) 00440-00065-00495	Clients' Savings	4,182,015	49.88	3,766,610	36.91
		Loan from PKSF	-	-	-	-
		Loan from Govt.	-	-	-	-
		Loan from Other MFIs	440,000	5.25	100,000	0.98
		Loan from Commercial Banks	374,000	4.46	3,500,000	34.30
		Other loans	1,900,000	22.66	1,400,000	13.72
		Donors' Fund	-	-	-	-
		Cumulative Surplus	1,480,390	17.66	1,431,220	14.03
		Other Fund	8,000	0.10	6,000	0.06
		Total	8,384,405	100.00	10,203,830	100.00
228	Grameen Jano Unnayan Sangstha (GJUS) 00552-01111-00275	Clients' Savings	63,749,125	24.52	52,757,714	23.14
		Loan from PKSF	138,533,325	53.29	137,699,994	60.39
		Loan from Govt.	840,000	0.32	-	-
		Loan from Other MFIs	-	-	-	-
		Loan from Commercial Banks	-	-	-	-
		Other loans	-	-	-	-
		Donors' Fund	-	-	-	-
		Cumulative Surplus	44,817,517	17.24	37,544,708	16.47
		Other Fund	12,007,708	4.62	-	-
		Total	259,947,675	100.00	228,002,416	100.00
229	Grameen Jono Unnayan Sangstha 03904-00198-00596	Clients' Savings	2,239,341	41.39	2,125,857	38.36
		Loan from PKSF	-	-	-	-
		Loan from Govt.	-	-	-	-
		Loan from Other MFIs	-	-	-	-
		Loan from Commercial Banks	-	-	-	-
		Other loans	1,300,000	24.03	1,700,000	30.67
		Donors' Fund	-	-	-	-
		Cumulative Surplus	1,870,408	34.57	1,716,655	30.97
		Other Fund	-	-	-	-
		Total	5,409,749	100.00	5,542,512	100.00
230	Grameen Krishi Foundation 00706-00960-00454	Clients' Savings	145,105,027	41.61	146,726,698	15.36
		Loan from PKSF	19,650,000	5.63	22,000,000	2.30
		Loan from Govt.	-	-	-	-
		Loan from Other MFIs	-	-	-	-
		Loan from Commercial Banks	113,844,638	32.64	110,928,131	11.61
		Other loans	244,043,065	69.98	326,093,065	34.13
		Donors' Fund	349,764,865	100.30	349,764,865	36.60
		Cumulative Surplus	-523,671,637	-150.16	-	-
		Other Fund	-	-	-	-
		Total	348,735,958	100.00	955,512,759	100.00

SL No.	Name of MFI & Licence NO.	Fund Type	2012-2013 (in Tk.)	%	2011-2012 (in Tk.)	%
231	Grameen Krishok Sohayak Sangstha (GKSS) 02414-00814-00510	Clients' Savings	4,344,133	37.50	4,162,648	45.10
		Loan from PKSF	-	-	-	-
		Loan from Govt.	-	-	-	-
		Loan from Other MFIs	-	-	-	-
		Loan from Commercial Banks	2,250,000	19.42	-	-
		Other loans	1,094,640	9.45	1,839,640	19.93
		Donors' Fund	-	-	-	-
		Cumulative Surplus	3,894,509	33.62	3,226,771	34.96
		Other Fund	-	-	-	-
		Total	11,583,282	100.00	9,229,059	100.00
232	Grameen Manobic Unnayan Sangstha (GRAMAUS) 02830-03273-00201	Clients' Savings	51,625,383	21.67	71,191,750	17.95
		Loan from PKSF	164,666,665	69.13	198,999,999	50.18
		Loan from Govt.	-	-	3,251,203	0.82
		Loan from Other MFIs	-	-	-	-
		Loan from Commercial Banks	-	-	80,000,000	20.17
		Other loans	3,185,649	1.34	7,542,609	1.90
		Donors' Fund	-	-	-	-
		Cumulative Surplus	18,728,359	7.86	35,605,000	8.98
		Other Fund	-	-	-	-
		Total	238,206,056	100.00	396,590,561	100.00
233	Grameen Matsho O Pashusampad Foundation 00167-00284-00448	Clients' Savings	9,128,618	5.15	6,569,088	3.88
		Loan from PKSF	-	-	-	-
		Loan from Govt.	17,050,000	9.63	17,050,000	10.06
		Loan from Other MFIs	-	-	-	-
		Loan from Commercial Banks	-	-	-	-
		Other loans	5,538,289	3.13	6,006,915	3.55
		Donors' Fund	78,611,491	44.39	73,197,279	43.21
		Cumulative Surplus	22,953,822	12.96	21,285,905	12.56
		Other Fund	43,817,438	24.74	45,300,032	26.74
		Total	177,099,658	100.00	169,409,219	100.00
234	Grameen Progress 00336-00260-00161	Clients' Savings	81,965,291	85.65	62,030,160	88.31
		Loan from PKSF	-	-	-	-
		Loan from Govt.	-	-	-	-
		Loan from Other MFIs	-	-	-	-
		Loan from Commercial Banks	3,518,731	3.68	4,800,000	6.83
		Other loans	4,800,000	5.02	-	-
		Donors' Fund	-	-	-	-
		Cumulative Surplus	2,708,548	2.83	1,847,310	2.63
		Other Fund	2,703,476	2.83	1,566,293	2.23
		Total	95,696,047	100.00	70,243,763	100.00
235	Grameen Prosar 00593-01805-00140	Clients' Savings	2,682,671	51.60	2,431,933	53.42
		Loan from PKSF	-	-	-	-
		Loan from Govt.	1,088,888	20.94	754,444	16.57
		Loan from Other MFIs	-	-	-	-
		Loan from Commercial Banks	-	-	-	-
		Other loans	692,000	13.31	692,000	15.20
		Donors' Fund	-	-	-	-
		Cumulative Surplus	735,333	14.14	674,108	14.81
		Other Fund	-	-	-	-
		Total	5,198,892	100.00	4,552,485	100.00

SL No.	Name of MFI & Licence NO.	Fund Type	2012-2013 (in Tk.)	%	2011-2012 (in Tk.)	%
236	Grameen Samaj Unnayan Sangstha 02802-01664-00452	Clients' Savings	858,473	4.31	1,089,925	5.32
		Loan from PKSF	-	-	-	-
		Loan from Govt.	19,075,312	95.69	19,330,292	94.36
		Loan from Other MFIs	-	-	-	-
		Loan from Commercial Banks	-	-	-	-
		Other loans	-	-	64,980	0.32
		Donors' Fund	-	-	-	-
		Cumulative Surplus	-	-	-	-
		Other Fund	-	-	-	-
		Total	19,933,785	100.00	20,485,197	100.00
237	Grameen Seba Sangstha (GSS) 00343-03944-00083	Clients' Savings	4,673,701	30.87	4,618,352	29.06
		Loan from PKSF	7,600,000	50.19	8,895,000	55.98
		Loan from Govt.	-	-	-	-
		Loan from Other MFIs	-	-	-	-
		Loan from Commercial Banks	-	-	-	-
		Other loans	626,000	4.13	50,000	0.31
		Donors' Fund	-	-	-	-
		Cumulative Surplus	2,242,440	14.81	2,326,720	14.64
		Other Fund	-	-	-	-
		Total	15,142,141	100.00	15,890,072	100.00
238	Grameen Unnayan Prakalpa 01434-04476-00179	Clients' Savings	4,795,956	47.11	4,647,110	46.22
		Loan from PKSF	-	-	-	-
		Loan from Govt.	-	-	-	-
		Loan from Other MFIs	273,000	2.68	273,000	2.72
		Loan from Commercial Banks	-	-	-	-
		Other loans	-	-	-	-
		Donors' Fund	-	-	-	-
		Cumulative Surplus	5,110,627	50.20	5,133,235	51.06
		Other Fund	-	-	-	-
		Total	10,179,583	100.00	10,053,345	100.00
239	Grameen Unnayan Sangstha (GUS) 00636-00035-00015	Clients' Savings	17,648,790	37.69	13,145,383	32.43
		Loan from PKSF	-	-	-	-
		Loan from Govt.	3,643,890	7.78	1,734,445	4.28
		Loan from Other MFIs	2,540,000	5.43	3,500,000	8.63
		Loan from Commercial Banks	18,693,007	39.93	18,798,787	46.38
		Other loans	91,124	0.19	23,923	0.06
		Donors' Fund	349,995	0.75	339,995	0.84
		Cumulative Surplus	2,415,996	5.16	2,384,117	5.88
		Other Fund	1,437,343	3.07	609,253	1.50
		Total	46,820,145	100.00	40,535,903	100.00
240	Gramer Alo 02396-03715-00589	Clients' Savings	3,353,075	23.09	2,789,603	25.79
		Loan from PKSF	-	-	-	-
		Loan from Govt.	-	-	-	-
		Loan from Other MFIs	-	-	-	-
		Loan from Commercial Banks	-	-	-	-
		Other loans	6,857,529	47.22	5,020,429	46.41
		Donors' Fund	-	-	-	-
		Cumulative Surplus	4,312,049	29.69	3,007,571	27.80
		Other Fund	-	-	-	-
		Total	14,522,653	100.00	10,817,603	100.00

SL No.	Name of MFI & Licence NO.	Fund Type	2012-2013 (in Tk.)	%	2011-2012 (in Tk.)	%
241	Graush 00989-02646-00697	Clients' Savings	2,063,197	35.28	2,332,217	38.43
		Loan from PKSf	-	-	-	-
		Loan from Govt.	144,682	2.47	492,682	8.12
		Loan from Other MFIs	-	-	-	-
		Loan from Commercial Banks	-	-	-	-
		Other loans	383,058	6.55	-	-
		Donors' Fund	-	-	-	-
		Cumulative Surplus	3,257,066	55.70	3,244,222	53.45
		Other Fund	-	-	-	-
		Total	5,848,003	100.00	6,069,121	100.00
242	Habiganj Unnayan Sangstha 01680-00763-00062	Clients' Savings	23,747,638	36.19	19,359,989	33.89
		Loan from PKSf	21,750,001	33.14	23,750,001	41.58
		Loan from Govt.	350,000	0.53	-	-
		Loan from Other MFIs	-	-	-	-
		Loan from Commercial Banks	-	-	-	-
		Other loans	-	-	-	-
		Donors' Fund	-	-	-	-
		Cumulative Surplus	19,103,556	29.11	13,483,172	23.60
		Other Fund	672,909	1.03	531,467	0.93
		Total	65,624,104	100.00	57,124,629	100.00
243	Habitat & Economy Lifting Programme (HELP) 00538-00101-00191	Clients' Savings	14,317,824	15.12	17,065,284	15.79
		Loan from PKSf	73,763,331	77.90	84,020,000	77.72
		Loan from Govt.	-	-	-	-
		Loan from Other MFIs	-	-	-	-
		Loan from Commercial Banks	-	-	-	-
		Other loans	-	-	-	-
		Donors' Fund	-	-	-	-
		Cumulative Surplus	6,603,133	6.97	7,015,124	6.49
		Other Fund	-	-	-	-
		Total	94,684,288	100.00	108,100,408	100.00
244	Haider Akhter Banu Memorial Kallayan Foundation 01367-00200-00064	Clients' Savings	1,440,862	23.76	1,306,362	26.43
		Loan from PKSf	-	-	-	-
		Loan from Govt.	-	-	-	-
		Loan from Other MFIs	3,183,342	52.48	2,023,464	40.93
		Loan from Commercial Banks	-	-	-	-
		Other loans	1,359,309	22.41	1,464,967	29.64
		Donors' Fund	-	-	-	-
		Cumulative Surplus	81,992	1.35	148,406	3.00
		Other Fund	-	-	-	-
		Total	6,065,505	100.00	4,943,199	100.00
245	Hanum Health Development Foundation 06408-05124-00172	Clients' Savings	6,343,405	36.66	6,565,233	40.32
		Loan from PKSf	-	-	-	-
		Loan from Govt.	-	-	-	-
		Loan from Other MFIs	-	-	-	-
		Loan from Commercial Banks	-	-	-	-
		Other loans	789,681	4.56	789,681	4.85
		Donors' Fund	-	-	-	-
		Cumulative Surplus	9,305,340	53.77	8,036,930	49.36
		Other Fund	866,615	5.01	889,905	5.47
		Total	17,305,041	100.00	16,281,749	100.00

SL No.	Name of MFI & Licence NO.	Fund Type	2012-2013 (in Tk.)	%	2011-2012 (in Tk.)	%
246	Haor Samaj Unnayan Karmasushi 00691-00109-00598	Clients' Savings	1,658,600	34.26	1,574,944	32.22
		Loan from PKSf	-	-	-	-
		Loan from Govt.	-	-	-	-
		Loan from Other MFIs	-	-	-	-
		Loan from Commercial Banks	-	-	-	-
		Other loans	800,000	16.52	800,000	16.37
		Donors' Fund	-	-	-	-
		Cumulative Surplus	761,471	15.73	770,648	15.77
		Other Fund	1,621,258	33.49	1,742,525	35.65
		Total	4,841,329	100.00	4,888,117	100.00
247	Health, Education & Economic Development Organization (HEEDO) 01662-00774-00380	Clients' Savings	3,035,292	30.27	2,877,361	28.70
		Loan from PKSf	-	-	-	-
		Loan from Govt.	-	-	2,916,671	29.09
		Loan from Other MFIs	2,583,339	25.77	-	-
		Loan from Commercial Banks	-	-	-	-
		Other loans	642,690	6.41	642,690	6.41
		Donors' Fund	-	-	-	-
		Cumulative Surplus	3,764,948	37.55	3,588,502	35.79
		Other Fund	-	-	-	-
		Total	10,026,269	100.00	10,025,224	100.00
248	HEED Bangladesh 01399-00645-00258	Clients' Savings	504,923,236	46.60	419,424,900	44.08
		Loan from PKSf	267,466,667	24.69	276,000,000	29.01
		Loan from Govt.	-	-	-	-
		Loan from Other MFIs	-	-	-	-
		Loan from Commercial Banks	-	-	-	-
		Other loans	18,073,258	1.67	11,839,643	1.24
		Donors' Fund	31,247,997	2.88	37,335,429	3.92
		Cumulative Surplus	261,723,882	24.16	206,903,801	21.74
		Other Fund	-	-	-	-
		Total	1,083,435,040	100.00	951,503,773	100.00
249	Help Bangladesh 01185-04747-00706	Clients' Savings	8,769,672	72.24	7,249,902	72.02
		Loan from PKSf	-	-	-	-
		Loan from Govt.	-	-	-	-
		Loan from Other MFIs	-	-	-	-
		Loan from Commercial Banks	-	-	-	-
		Other loans	-	-	-	-
		Donors' Fund	-	-	-	-
		Cumulative Surplus	2,918,185	24.04	2,470,234	24.54
		Other Fund	451,670	3.72	346,019	3.44
		Total	12,139,527	100.00	10,066,155	100.00
250	Help the Distress 00966-04418-00075	Clients' Savings	1,318,015	30.92	2,216,957	31.85
		Loan from PKSf	-	-	-	-
		Loan from Govt.	-	-	-	-
		Loan from Other MFIs	-	-	-	-
		Loan from Commercial Banks	-	-	-	-
		Other loans	694,500	16.29	694,500	9.98
		Donors' Fund	-	-	-	-
		Cumulative Surplus	2,249,678	52.78	4,049,678	58.18
		Other Fund	-	-	-	-
		Total	4,262,193	100.00	6,961,135	100.00

SL No.	Name of MFI & Licence NO.	Fund Type	2012-2013 (in Tk.)	%	2011-2012 (in Tk.)	%
251	Hilful Fuzul Samaj Kallyan Sangstha 01928-02098-00393	Clients' Savings	27,897,268	35.39	63,688,143	43.46
		Loan from PKSf	17,300,000	21.95	54,316,666	37.07
		Loan from Govt.	12,688,549	16.10	12,688,549	8.66
		Loan from Other MFIs	-	-	-	-
		Loan from Commercial Banks	-	-	-	-
		Other loans	-	-	-	-
		Donors' Fund	-	-	-	-
		Cumulative Surplus	18,351,870	23.28	14,345,655	9.79
		Other Fund	2,588,776	3.28	1,504,560	1.03
		Total	78,826,463	100.00	146,543,573	100.00
252	Hitaishi-Bangladesh 00312-02309-00004	Clients' Savings	6,477,141	86.63	6,504,471	86.67
		Loan from PKSf	-	-	-	-
		Loan from Govt.	-	-	-	-
		Loan from Other MFIs	-	-	-	-
		Loan from Commercial Banks	1,000,000	13.37	1,000,000	13.33
		Other loans	-	-	-	-
		Donors' Fund	-	-	-	-
		Cumulative Surplus	-	-	-	-
		Other Fund	-	-	-	-
		Total	7,477,141	100.00	7,504,471	100.00
253	Holodia Mohila Unnayan Sangstha 00938-00810-00124	Clients' Savings	8,434,925	31.69	6,390,238	32.80
		Loan from PKSf	-	-	-	-
		Loan from Govt.	4,608,814	17.31	3,859,339	19.81
		Loan from Other MFIs	-	-	-	-
		Loan from Commercial Banks	5,000,000	18.78	3,500,000	17.97
		Other loans	1,805,000	6.78	340,000	1.75
		Donors' Fund	717,100	2.69	717,100	3.68
		Cumulative Surplus	5,856,124	22.00	4,471,019	22.95
		Other Fund	198,230	0.74	202,734	1.04
		Total	26,620,193	100.00	19,480,430	100.00
254	Homeland Association for Social Improvement 02363-00285-00109	Clients' Savings	2,336,464	36.95	3,000,860	57.52
		Loan from PKSf	-	-	-	-
		Loan from Govt.	-	-	-	-
		Loan from Other MFIs	3,327,500	52.62	3,014,571	57.79
		Loan from Commercial Banks	-	-	-	-
		Other loans	1,682,839	26.61	-	-
		Donors' Fund	-	-	-	-
		Cumulative Surplus	-1,491,236	-23.58	-798,595	-15.31
		Other Fund	467,536	7.39	-	-
		Total	6,323,103	100.00	5,216,836	100.00
255	Homland Development Organization 02594-01708-00615	Clients' Savings	3,355,641	50.86	3,535,485	53.53
		Loan from PKSf	-	-	-	-
		Loan from Govt.	-	-	-	-
		Loan from Other MFIs	-	-	-	-
		Loan from Commercial Banks	-	-	-	-
		Other loans	2,050,000	31.07	2,060,000	31.19
		Donors' Fund	25,058	0.38	25,058	0.38
		Cumulative Surplus	1,049,954	15.91	885,805	13.41
		Other Fund	116,662	1.77	98,423	1.49
		Total	6,597,315	100.00	6,604,771	100.00

SL No.	Name of MFI & Licence NO.	Fund Type	2012-2013 (in Tk.)	%	2011-2012 (in Tk.)	%
256	HOPE 01469-02078-00517	Clients' Savings	8,169,723	31.76	6,881,398	30.89
		Loan from PKSf	14,099,999	54.81	12,683,333	56.93
		Loan from Govt.	-	-	-	-
		Loan from Other MFIs	-	-	-	-
		Loan from Commercial Banks	-	-	-	-
		Other loans	-	-	1,000	0.00
		Donors' Fund	25,000	0.10	-	-
		Cumulative Surplus	3,430,953	13.34	2,712,246	12.17
		Other Fund	-	-	-	-
		Total	25,725,675	100.00	22,277,977	100.00
257	Human Association for Rural Development (HARD) 00727-00467-00087	Clients' Savings	1,032,484	20.40	1,106,351	20.51
		Loan from PKSf	-	-	-	-
		Loan from Govt.	1,183,334	23.38	1,519,778	28.17
		Loan from Other MFIs	-	-	-	-
		Loan from Commercial Banks	1,239,922	24.50	1,239,922	22.98
		Other loans	1,512,857	29.89	1,532,718	28.41
		Donors' Fund	-	-	-	-
		Cumulative Surplus	92,168	1.82	-4,135	-0.08
		Other Fund	-	-	-	-
		Total	5,060,765	100.00	5,394,634	100.00
258	Human Care Initiatives 06481-02185-00425	Clients' Savings	10,790,124	76.92	10,421,640	75.69
		Loan from PKSf	-	-	-	-
		Loan from Govt.	-	-	-	-
		Loan from Other MFIs	-	-	-	-
		Loan from Commercial Banks	-	-	-	-
		Other loans	-	-	-	-
		Donors' Fund	-	-	-	-
		Cumulative Surplus	2,913,665	20.77	3,347,117	24.31
		Other Fund	323,740	2.31	-	-
		Total	14,027,529	100.00	13,768,757	100.00
259	IDEAL (Institute of Development Education for Advancement of Landless) 01886-01501-00118	Clients' Savings	23,986,764	69.11	19,363,292	74.48
		Loan from PKSf	-	-	-	-
		Loan from Govt.	2,368,163	6.82	-	-
		Loan from Other MFIs	-	-	-	-
		Loan from Commercial Banks	-	-	-	-
		Other loans	1,410,000	4.06	-	-
		Donors' Fund	-	-	-	-
		Cumulative Surplus	6,941,947	20.00	6,634,851	25.52
		Other Fund	-	-	-	-
		Total	34,706,874	100.00	25,998,143	100.00
260	Initiative for People's Development (IPD) 01133-01814-00399	Clients' Savings	3,699,111	58.77	4,994,359	60.77
		Loan from PKSf	-	-	-	-
		Loan from Govt.	-	-	-	-
		Loan from Other MFIs	-	-	-	-
		Loan from Commercial Banks	-	-	-	-
		Other loans	830,022	13.19	1,155,050	14.05
		Donors' Fund	-	-	-	-
		Cumulative Surplus	1,764,779	28.04	2,069,421	25.18
		Other Fund	-	-	-	-
		Total	6,293,912	100.00	8,218,830	100.00

SL No.	Name of MFI & Licence NO.	Fund Type	2012-2013 (in Tk.)	%	2011-2012 (in Tk.)	%
261	Institute of Integrated Rural Development 0204-01469-00536	Clients' Savings	11,094,450	48.71	9,539,721	61.81
		Loan from PKSf	-	-	-	-
		Loan from Govt.	-	-	-	-
		Loan from Other MFIs	-	-	-	-
		Loan from Commercial Banks	-	-	-	-
		Other loans	-	-	-	-
		Donors' Fund	-	-	-	-
		Cumulative Surplus	10,844,158	47.61	5,895,011	38.19
		Other Fund	839,310	3.68	-	-
		Total	22,777,918	100.00	15,434,732	100.00
262	Integrated Development Foundation 01920-01872-00249	Clients' Savings	408,932,889	37.98	345,345,417	39.10
		Loan from PKSf	108,150,000	10.04	106,419,109	12.05
		Loan from Govt.	-	-	-	-
		Loan from Other MFIs	-	-	-	-
		Loan from Commercial Banks	219,544,524	20.39	130,482,115	14.77
		Other loans	840,834	0.08	1,440,834	0.16
		Donors' Fund	-	-	-	-
		Cumulative Surplus	217,948,801	20.24	202,465,307	22.93
		Other Fund	121,409,830	11.27	96,995,756	10.98
		Total	1,076,826,878	100.00	883,148,538	100.00
263	Integrated Rural Development Organization (IRDO) 00361-03311-00094	Clients' Savings	6,266,804	17.03	6,333,764	18.39
		Loan from PKSf	-	-	-	-
		Loan from Govt.	4,314,784	11.72	4,600,150	13.36
		Loan from Other MFIs	-	-	-	-
		Loan from Commercial Banks	-	-	-	-
		Other loans	-	-	-	-
		Donors' Fund	-	-	-	-
		Cumulative Surplus	3,471,546	9.43	3,062,271	8.89
		Other Fund	22,753,320	61.82	20,436,001	59.35
		Total	36,806,454	100.00	34,432,186	100.00
264	Integrated Service for Development of Children & Mothers 02693-01298-00007	Clients' Savings	6,387,071	19.72	5,883,541	22.39
		Loan from PKSf	-	-	-	-
		Loan from Govt.	-	-	-	-
		Loan from Other MFIs	2,733,625	8.44	973,950	3.71
		Loan from Commercial Banks	-	-	-	-
		Other loans	-	-	-	-
		Donors' Fund	7,632,186	23.56	3,975,593	15.13
		Cumulative Surplus	13,968,912	43.12	15,443,885	58.77
		Other Fund	1,675,212	5.17	-	-
		Total	32,397,006	100.00	26,276,969	100.00
265	Integrated Social Welfare Association (ISWA) 01001-00055-00259	Clients' Savings	1,722,903	25.39	1,911,538	25.20
		Loan from PKSf	-	-	-	-
		Loan from Govt.	-	-	489,876	6.46
		Loan from Other MFIs	1,894,696	27.92	2,194,696	28.93
		Loan from Commercial Banks	88,584	1.31	992,663	13.09
		Other loans	2,644,503	38.97	1,494,503	19.70
		Donors' Fund	-	-	-	-
		Cumulative Surplus	434,810	6.41	502,342	6.62
		Other Fund	-	-	-	-
		Total	6,785,496	100.00	7,585,618	100.00

SL No.	Name of MFI & Licence NO.	Fund Type	2012-2013 (in Tk.)	%	2011-2012 (in Tk.)	%
266	Integrated Volunteers for Social Advancement (IBSA) 00949-05022-00402	Clients' Savings	3,168,592	44.69	2,591,789	26.05
		Loan from PKSf	-	-	-	-
		Loan from Govt.	-	-	-	-
		Loan from Other MFIs	34,000	0.48	-	-
		Loan from Commercial Banks	-	-	-	-
		Other loans	5,017,117	70.76	8,669,014	87.15
		Donors' Fund	-	-	-	-
		Cumulative Surplus	-1,129,289	-15.93	-1,313,342	-13.20
		Other Fund	-	-	-	-
		Total	7,090,420	100.00	9,947,461	100.00
267	Isamati Samaj Unnayan Sangstha 01649-00325-00591	Clients' Savings	3,675,714	58.73	2,679,898	52.29
		Loan from PKSf	-	-	-	-
		Loan from Govt.	-	-	-	-
		Loan from Other MFIs	-	-	-	-
		Loan from Commercial Banks	-	-	-	-
		Other loans	1,228,500	19.63	1,284,000	25.05
		Donors' Fund	-	-	-	-
		Cumulative Surplus	1,353,996	21.64	1,160,890	22.65
		Other Fund	-	-	-	-
		Total	6,258,210	100.00	5,124,788	100.00
268	Islami Social Development Organization (ISDO) 02183-00557-00342	Clients' Savings	11,795,496	24.10	9,906,368	22.57
		Loan from PKSf	-	-	-	-
		Loan from Govt.	-	-	-	-
		Loan from Other MFIs	-	-	-	-
		Loan from Commercial Banks	-	-	-	-
		Other loans	33,023,173	67.48	30,195,089	68.79
		Donors' Fund	-	-	-	-
		Cumulative Surplus	4,119,667	8.42	3,794,763	8.64
		Other Fund	-	-	-	-
		Total	48,938,336	100.00	43,896,220	100.00
269	Jagorani Chakra Foundation 00322-01714-00008	Clients' Savings	2,027,314,630	23.64	1,464,911,310	21.12
		Loan from PKSf	2,716,466,652	31.67	2,623,566,648	37.83
		Loan from Govt.	-	-	-	-
		Loan from Other MFIs	-	-	-	-
		Loan from Commercial Banks	1,107,996,059	12.92	1,143,126,569	16.48
		Other loans	1,290,088,481	15.04	642,786,058	9.27
		Donors' Fund	7,758,622	0.09	7,758,622	0.11
		Cumulative Surplus	1,252,830,395	14.61	904,650,503	13.05
		Other Fund	173,644,630	2.02	147,802,683	2.13
		Total	8,576,099,469	100.00	6,934,602,393	100.00
270	Jagrata Juba Shangha (JJS) 01638-01520-00050	Clients' Savings	11,229,927	54.37	9,951,177	53.31
		Loan from PKSf	-	-	-	-
		Loan from Govt.	-	-	-	-
		Loan from Other MFIs	-	-	-	-
		Loan from Commercial Banks	1,000,000	4.84	-	-
		Other loans	262,000	1.27	1,008,443	5.40
		Donors' Fund	-	-	-	-
		Cumulative Surplus	8,161,964	39.52	7,705,643	41.28
		Other Fund	-	-	-	-
		Total	20,653,891	100.00	18,665,263	100.00

SL No.	Name of MFI & Licence NO.	Fund Type	2012-2013 (in Tk.)	%	2011-2012 (in Tk.)	%
271	JAKAS Foundation 01420-01221-00231	Clients' Savings	184,083,127	24.77	154,143,159	20.01
		Loan from PKSF	405,909,996	54.62	494,749,997	64.21
		Loan from Govt.	-	-	-	-
		Loan from Other MFIs	-	-	-	-
		Loan from Commercial Banks	-	-	-	-
		Other loans	-	-	-	-
		Donors' Fund	-	-	-	-
		Cumulative Surplus	137,838,559	18.55	109,414,226	14.20
		Other Fund	15,315,396	2.06	12,157,136	1.58
		Total	743,147,078	100.00	770,464,518	100.00
272	Jagoroni Somaj Unnayan Sangstha 06757-05004-00592	Clients' Savings	1,082,022	25.45	1,218,505	27.62
		Loan from PKSF	-	-	-	-
		Loan from Govt.	-	-	-	-
		Loan from Other MFIs	-	-	-	-
		Loan from Commercial Banks	-	-	-	-
		Other loans	2,147,038	50.49	2,181,500	49.46
		Donors' Fund	-	-	-	-
		Cumulative Surplus	1,023,036	24.06	1,011,033	22.92
		Other Fund	-	-	-	-
		Total	4,252,096	100.00	4,411,038	100.00
273	Jamuna Samaj Kallyan Sangstha 06492-02142-00667	Clients' Savings	2,811,298	43.26	2,657,199	46.05
		Loan from PKSF	-	-	-	-
		Loan from Govt.	-	-	-	-
		Loan from Other MFIs	-	-	-	-
		Loan from Commercial Banks	-	-	-	-
		Other loans	725,000	11.16	250,000	4.33
		Donors' Fund	-	-	-	-
		Cumulative Surplus	2,962,954	45.59	2,862,497	49.61
		Other Fund	-	-	-	-
		Total	6,499,252	100.00	5,769,696	100.00
274	Jana Kalyan Sangha (JKS) 00663-02220-00408	Clients' Savings	45,872,236	21.37	55,748,631	19.08
		Loan from PKSF	127,912,829	59.59	181,556,665	62.14
		Loan from Govt.	-	-	-	-
		Loan from Other MFIs	-	-	-	-
		Loan from Commercial Banks	-	-	-	-
		Other loans	8,650,102	4.03	8,447,450	2.89
		Donors' Fund	-	-	-	-
		Cumulative Surplus	32,213,545	15.01	46,410,980	15.89
		Other Fund	-	-	-	-
		Total	214,648,712	100.00	292,163,726	100.00
275	Janata Polli Unnayan Sangstha 01850-03826-00722	Clients' Savings	1,868,707	40.55	2,147,918	46.00
		Loan from PKSF	-	-	-	-
		Loan from Govt.	-	-	-	-
		Loan from Other MFIs	-	-	-	-
		Loan from Commercial Banks	-	-	-	-
		Other loans	2,000,000	43.40	2,015,000	43.16
		Donors' Fund	-	-	-	-
		Cumulative Surplus	739,651	16.05	506,103	10.84
		Other Fund	-	-	-	-
		Total	4,608,358	100.00	4,669,021	100.00

SL No.	Name of MFI & Licence NO.	Fund Type	2012-2013 (in Tk.)	%	2011-2012 (in Tk.)	%
276	Jano Hitoishi Sangstha 06637-04368-00443	Clients' Savings	1,787,727	29.01	199,001	5.07
		Loan from PKSF	-	-	-	-
		Loan from Govt.	700,000	11.36	-	-
		Loan from Other MFIs	-	-	-	-
		Loan from Commercial Banks	-	-	-	-
		Other loans	1,854,249	30.09	2,448,072	62.42
		Donors' Fund	95,645	1.55	-	-
		Cumulative Surplus	1,724,166	27.98	1,266,727	32.30
		Other Fund	-	-	8,000	0.20
		Total	6,161,787	100.00	3,921,800	100.00
277	Janoseba 02487-00630-00310	Clients' Savings	32,929,522	67.85	26,869,792	60.29
		Loan from PKSF	-	-	-	-
		Loan from Govt.	-	-	-	-
		Loan from Other MFIs	6,977,875	14.38	5,184,500	11.63
		Loan from Commercial Banks	4,736,748	9.76	10,000,000	22.44
		Other loans	180,000	0.37	180,000	0.40
		Donors' Fund	-	-	-	-
		Cumulative Surplus	2,454,084	5.06	1,318,012	2.96
		Other Fund	1,255,230	2.59	1,013,793	2.27
		Total	48,533,459	100.00	44,566,097	100.00
278	Jatio Tarun Sangha 02334-01829-00736	Clients' Savings	2,062,409	55.12	1,848,272	60.60
		Loan from PKSF	-	-	-	-
		Loan from Govt.	-	-	-	-
		Loan from Other MFIs	-	-	-	-
		Loan from Commercial Banks	-	-	-	-
		Other loans	65,377	1.75	-	-
		Donors' Fund	-	-	-	-
		Cumulative Surplus	1,508,293	40.31	1,134,877	37.21
		Other Fund	105,495	2.82	67,008	2.20
		Total	3,741,574	100.00	3,050,157	100.00
279	Jhaudia Gram Unnayan Sangstha 05474-00440-00558	Clients' Savings	1,452,236	33.37	1,614,832	34.24
		Loan from PKSF	-	-	-	-
		Loan from Govt.	-	-	-	-
		Loan from Other MFIs	-	-	-	-
		Loan from Commercial Banks	-	-	-	-
		Other loans	1,464,326	33.65	1,730,222	36.69
		Donors' Fund	-	-	-	-
		Cumulative Surplus	1,349,871	31.02	1,325,921	28.11
		Other Fund	85,606	1.97	45,273	0.96
		Total	4,352,039	100.00	4,716,248	100.00
280	Jibon Sandhani Kallyan Sangstha 00177-02978-00427	Clients' Savings	2,382,102	11.38	1,928,222	22.79
		Loan from PKSF	-	-	-	-
		Loan from Govt.	1,030,471	4.92	1,085,916	12.83
		Loan from Other MFIs	-	-	-	-
		Loan from Commercial Banks	11,794,040	56.37	403,470	4.77
		Other loans	4,865,974	23.26	4,363,375	51.57
		Donors' Fund	-	-	-	-
		Cumulative Surplus	850,714	4.07	680,312	8.04
		Other Fund	-	-	-	-
		Total	20,923,301	100.00	8,461,295	100.00

SL No.	Name of MFI & Licence NO.	Fund Type	2012-2013 (in Tk.)	%	2011-2012 (in Tk.)	%
281	Joutha Udyog 02838-03610-00707	Clients' Savings	1,868,475	30.43	1,660,923	28.93
		Loan from PKSF	-	-	-	-
		Loan from Govt.	3,007,475	48.98	3,007,475	52.39
		Loan from Other MFIs	-	-	-	-
		Loan from Commercial Banks	-	-	-	-
		Other loans	-	-	-	-
		Donors' Fund	-	-	-	-
		Cumulative Surplus	1,264,581	20.59	1,072,330	18.68
		Other Fund	-	-	-	-
		Total	6,140,531	100.00	5,740,728	100.00
282	Joutha Unnayan Prochesta (JUP) 06220-04807-00700	Clients' Savings	10,849,926	46.96	11,508,359	46.61
		Loan from PKSF	-	-	-	-
		Loan from Govt.	-	-	-	-
		Loan from Other MFIs	-	-	-	-
		Loan from Commercial Banks	-	-	-	-
		Other loans	2,292,635	9.92	2,864,880	11.60
		Donors' Fund	125,000	0.54	125,000	0.51
		Cumulative Surplus	7,234,461	31.31	8,258,798	33.45
		Other Fund	2,602,138	11.26	1,931,400	7.82
		Total	23,104,160	100.00	24,688,437	100.00
283	Joypurhat Rural Development Movement (JRDM) 01421-02528-00278	Clients' Savings	53,342,967	31.33	47,801,420	25.44
		Loan from PKSF	77,788,254	45.69	102,074,921	54.33
		Loan from Govt.	64,198	0.04	294,453	0.16
		Loan from Other MFIs	-	-	-	-
		Loan from Commercial Banks	-	-	-	-
		Other loans	326,000	0.19	163,000	0.09
		Donors' Fund	-	-	-	-
		Cumulative Surplus	43,008,542	25.26	37,559,423	19.99
		Other Fund	-4,270,070	-2.51	-	-
		Total	170,259,891	100.00	187,893,217	100.00
284	Jugabani Samaj Kallyan Sangstha (JSKS) 00244-00343-00326	Clients' Savings	12,602,915	33.61	15,650,753	38.77
		Loan from PKSF	-	-	-	-
		Loan from Govt.	3,886,091	10.36	2,588,457	6.41
		Loan from Other MFIs	-	-	-	-
		Loan from Commercial Banks	11,322,717	30.20	17,561,228	43.51
		Other loans	8,592,390	22.91	3,573,500	8.85
		Donors' Fund	-	-	-	-
		Cumulative Surplus	1,093,882	2.92	991,311	2.46
		Other Fund	-	-	-	-
		Total	37,497,995	100.00	40,365,249	100.00
285	Jugantar Samaj Unnayan Sangstha (JSUS) 00192-01282-00144	Clients' Savings	13,581,303	50.74	11,813,325	45.99
		Loan from PKSF	-	-	-	-
		Loan from Govt.	-	-	-	-
		Loan from Other MFIs	-	-	-	-
		Loan from Commercial Banks	-	-	-	-
		Other loans	9,103,184	34.01	9,909,219	38.58
		Donors' Fund	280,000	1.05	-	-
		Cumulative Surplus	1,646,705	6.15	2,233,416	8.70
		Other Fund	2,156,198	8.06	1,728,015	6.73
		Total	26,767,390	100.00	25,683,975	100.00

SL No.	Name of MFI & Licence NO.	Fund Type	2012-2013 (in Tk.)	%	2011-2012 (in Tk.)	%
286	Kaduty Bazar Khudra Babshayee Samiti 05106-01187-00677	Clients' Savings	4,659,405	23.99	4,769,213	25.76
		Loan from PKSF	-	-	-	-
		Loan from Govt.	-	-	-	-
		Loan from Other MFIs	-	-	-	-
		Loan from Commercial Banks	-	-	-	-
		Other loans	9,088,526	46.80	8,252,447	44.58
		Donors' Fund	-	-	-	-
		Cumulative Surplus	5,674,050	29.21	5,489,673	29.66
		Other Fund	-	-	-	-
	Total	19,421,981	100.00	18,511,333	100.00	
287	Kakon Bahumuki Unnayan Songstha (KBUS) 02418-00176-00540	Clients' Savings	4,138,279	30.98	3,456,400	50.13
		Loan from PKSF	-	-	-	-
		Loan from Govt.	-	-	-	-
		Loan from Other MFIs	-	-	-	-
		Loan from Commercial Banks	7,669,617	57.41	-	-
		Other loans	222,500	1.67	1,615,000	23.42
		Donors' Fund	-	-	-	-
		Cumulative Surplus	1,328,370	9.94	1,823,406	26.45
		Other Fund	-	-	-	-
	Total	13,358,766	100.00	6,894,806	100.00	
288	Karatoa Pally Unnoyan Shangstha 03022-02787-00607	Clients' Savings	1,203,689	25.00	1,152,196	25.37
		Loan from PKSF	-	-	-	-
		Loan from Govt.	-	-	-	-
		Loan from Other MFIs	-	-	-	-
		Loan from Commercial Banks	-	-	-	-
		Other loans	-	-	26,361	0.58
		Donors' Fund	-	-	-	-
		Cumulative Surplus	3,446,469	71.60	2,347,430	51.68
		Other Fund	163,645	3.40	1,015,871	22.37
	Total	4,813,803	100.00	4,541,858	100.00	
289	Karmarjan 04487-01682-00132	Clients' Savings	6,747,703	27.13	5,679,227	27.71
		Loan from PKSF	-	-	-	-
		Loan from Govt.	-	-	-	-
		Loan from Other MFIs	-	-	-	-
		Loan from Commercial Banks	-	-	-	-
		Other loans	9,628,500	38.71	8,342,500	40.71
		Donors' Fund	-	-	-	-
		Cumulative Surplus	8,497,958	34.16	6,471,759	31.58
		Other Fund	-	-	-	-
	Total	24,874,161	100.00	20,493,486	100.00	
290	Karmojibi Kallyan Sangstha (KKS) 00796-04306-00428	Clients' Savings	38,280,570	25.22	28,602,412	24.98
		Loan from PKSF	55,149,985	36.33	47,033,321	41.08
		Loan from Govt.	-	-	975,122	0.85
		Loan from Other MFIs	31,806,524	20.95	25,658,000	22.41
		Loan from Commercial Banks	15,000,000	9.88	4,052,133	3.54
		Other loans	714,870	0.47	513,761	0.45
		Donors' Fund	-	-	-	-
		Cumulative Surplus	10,861,784	7.15	7,651,245	6.68
		Other Fund	-	-	-	-
	Total	151,813,733	100.00	114,485,994	100.00	

SL No.	Name of MFI & Licence NO.	Fund Type	2012-2013 (in Tk.)	%	2011-2012 (in Tk.)	%
291	Khandaker Kallyan Trust and Organization 01632-02081-00638	Clients' Savings	2,837,341	61.00	4,061,654	70.85
		Loan from PKSf	-	-	-	-
		Loan from Govt.	-	-	-	-
		Loan from Other MFIs	-	-	-	-
		Loan from Commercial Banks	-	-	-	-
		Other loans	-	-	-	-
		Donors' Fund	-	-	-	-
		Cumulative Surplus	1,813,875	39.00	1,670,978	29.15
		Other Fund	-	-	-	-
		Total	4,651,216	100.00	5,732,632	100.00
292	Khandokhetro Social Development Organization (K.S.D.O) 02196-00957-00601	Clients' Savings	3,127,378	17.55	3,136,324	19.72
		Loan from PKSf	-	-	-	-
		Loan from Govt.	-	-	-	-
		Loan from Other MFIs	-	-	-	-
		Loan from Commercial Banks	-	-	-	-
		Other loans	6,431,500	36.09	6,431,500	40.43
		Donors' Fund	-	-	-	-
		Cumulative Surplus	8,263,472	46.37	6,339,427	39.85
		Other Fund	-	-	-	-
		Total	17,822,350	100.00	15,907,251	100.00
293	Kheya (Samaj Unnayan Sangstha) 00556-05019-00565	Clients' Savings	2,357,794	42.15	2,600,803	35.24
		Loan from PKSf	-	-	-	-
		Loan from Govt.	66,300	1.19	338,297	4.58
		Loan from Other MFIs	-	-	-	-
		Loan from Commercial Banks	-	-	2,156,577	29.22
		Other loans	3,121,017	55.79	2,104,170	28.51
		Donors' Fund	-	-	-	-
		Cumulative Surplus	49,178	0.88	180,872	2.45
		Other Fund	-	-	-	-
		Total	5,594,289	100.00	7,380,719	100.00
294	Khulna Mukti Seba Sangstha (KMSS) 01222-00357-00035	Clients' Savings	10,423,052	31.84	7,302,418	32.32
		Loan from PKSf	-	-	-	-
		Loan from Govt.	-	-	-	-
		Loan from Other MFIs	5,905,250	18.04	5,050,000	22.35
		Loan from Commercial Banks	5,000,000	15.28	2,000,000	8.85
		Other loans	3,134,144	9.58	2,979,644	13.19
		Donors' Fund	-	-	-	-
		Cumulative Surplus	8,268,310	25.26	5,264,011	23.30
		Other Fund	-	-	-	-
		Total	32,730,756	100.00	22,596,073	100.00
295	Koinonia 00171-00155-00151	Clients' Savings	91,674,820	37.30	71,244,689	36.71
		Loan from PKSf	-	-	-	-
		Loan from Govt.	-	-	-	-
		Loan from Other MFIs	-	-	-	-
		Loan from Commercial Banks	-	-	-	-
		Other loans	-	-	-	-
		Donors' Fund	-	-	-	-
		Cumulative Surplus	49,687,550	20.22	36,214,593	18.66
		Other Fund	104,412,462	42.48	86,591,448	44.62
		Total	245,774,832	100.00	194,050,730	100.00

SL No.	Name of MFI & Licence NO.	Fund Type	2012-2013 (in Tk.)	%	2011-2012 (in Tk.)	%
296	KPUS (Kushtia Palli Unnayan Sangstha) 01404-00160-00309	Clients' Savings	27,760,872	23.77	24,203,287	24.96
		Loan from PKSf	69,400,000	59.43	57,400,000	59.19
		Loan from Govt.	-	-	-	-
		Loan from Other MFIs	-	-	-	-
		Loan from Commercial Banks	-	-	-	-
		Other loans	-	-	-	-
		Donors' Fund	-	-	-	-
		Cumulative Surplus	12,407,371	10.62	9,130,646	9.42
		Other Fund	7,207,054	6.17	6,242,553	6.44
		Total	116,775,297	100.00	96,976,486	100.00
297	Kri O Samaj Kallyan Sangstha (ASPO) 01515-00548-00213	Clients' Savings	3,114,179	94.22	1,910,732	31.16
		Loan from PKSf	-	-	-	-
		Loan from Govt.	-	-	-	-
		Loan from Other MFIs	-	-	-	-
		Loan from Commercial Banks	-	-	-	-
		Other loans	-	-	-	-
		Donors' Fund	-	-	-	-
		Cumulative Surplus	191,159	5.78	454,081	7.40
		Other Fund	-	-	3,768,094	61.44
		Total	3,305,338	100.00	6,132,907	100.00
298	Lal Hossain Chowdhury Memorial Foundation 02774-00112-00639	Clients' Savings	5,785,579	47.89	4,442,548	51.13
		Loan from PKSf	-	-	-	-
		Loan from Govt.	-	-	-	-
		Loan from Other MFIs	-	-	-	-
		Loan from Commercial Banks	-	-	-	-
		Other loans	4,267,400	35.32	2,500,000	28.77
		Donors' Fund	-	-	-	-
		Cumulative Surplus	2,029,117	16.79	1,746,446	20.10
		Other Fund	-	-	-	-
		Total	12,082,096	100.00	8,688,994	100.00
299	Lustre 03701-02567-00072	Clients' Savings	1,120,195	20.14	1,212,968	21.49
		Loan from PKSf	-	-	-	-
		Loan from Govt.	-	-	-	-
		Loan from Other MFIs	-	-	-	-
		Loan from Commercial Banks	-	-	-	-
		Other loans	-	-	11,000	0.19
		Donors' Fund	-	-	-	-
		Cumulative Surplus	2,943,194	52.90	2,919,802	51.73
		Other Fund	1,500,000	26.96	1,500,000	26.58
		Total	5,563,389	100.00	5,643,770	100.00
300	Leya Health & Education Development Foundation 00037-01156-00286	Clients' Savings	9,936,084	28.85	10,407,999	29.90
		Loan from PKSf	17,500,000	50.82	19,530,000	56.11
		Loan from Govt.	-	-	-	-
		Loan from Other MFIs	-	-	-	-
		Loan from Commercial Banks	-	-	-	-
		Other loans	-	-	371,992	1.07
		Donors' Fund	-	-	-	-
		Cumulative Surplus	6,999,378	20.33	4,498,486	12.92
		Other Fund	-	-	-	-
		Total	34,435,462	100.00	34,808,477	100.00

SL No.	Name of MFI & Licence NO.	Fund Type	2012-2013 (in Tk.)	%	2011-2012 (in Tk.)	%
301	Life Association 03157-02459-00271	Clients' Savings	1,962,091	45.40	1,515,082	38.33
		Loan from PKSf	710,000	16.43	960,000	24.29
		Loan from Govt.	-	-	-	-
		Loan from Other MFIs	-	-	-	-
		Loan from Commercial Banks	-	-	-	-
		Other loans	-	-	-	-
		Donors' Fund	-	-	-	-
		Cumulative Surplus	1,649,441	38.17	1,477,532	37.38
		Other Fund	-	-	-	-
		Total	4,321,532	100.00	3,952,614	100.00
302	Local Initiative for Empowerment (LIFE) 01481-01211-00238	Clients' Savings	2,556,296	36.44	2,618,902	39.03
		Loan from PKSf	-	-	-	-
		Loan from Govt.	-	-	-	-
		Loan from Other MFIs	-	-	-	-
		Loan from Commercial Banks	-	-	-	-
		Other loans	2,692,125	38.38	2,030,958	30.26
		Donors' Fund	-	-	-	-
		Cumulative Surplus	1,766,667	25.18	2,060,807	30.71
		Other Fund	-	-	-	-
		Total	7,015,088	100.00	6,710,667	100.00
303	Maitree Palli Unnayan Sangathon (MPUS) 00471-00528-00492	Clients' Savings	2,768,983	33.22	2,655,891	29.87
		Loan from PKSf	-	-	-	-
		Loan from Govt.	-	-	-	-
		Loan from Other MFIs	-	-	-	-
		Loan from Commercial Banks	-	-	-	-
		Other loans	1,697,466	20.36	2,000,000	22.49
		Donors' Fund	-	-	-	-
		Cumulative Surplus	2,677,175	32.12	3,168,406	35.63
		Other Fund	1,192,081	14.30	1,067,424	12.00
		Total	8,335,705	100.00	8,891,721	100.00
304	Maitree Seba Sangstha 02279-01355-00618	Clients' Savings	4,612,823	62.11	4,072,878	60.68
		Loan from PKSf	-	-	-	-
		Loan from Govt.	-	-	-	-
		Loan from Other MFIs	-	-	-	-
		Loan from Commercial Banks	-	-	-	-
		Other loans	1,514,200	20.39	1,514,200	22.56
		Donors' Fund	-	-	-	-
		Cumulative Surplus	1,299,846	17.50	1,124,618	16.76
		Other Fund	-	-	-	-
		Total	7,426,869	100.00	6,711,696	100.00
305	Malancha Foundation of Bangladesh 00108-02555-00461	Clients' Savings	1,665,799	29.65	1,925,807	29.20
		Loan from PKSf	-	-	-	-
		Loan from Govt.	-	-	-	-
		Loan from Other MFIs	-	-	-	-
		Loan from Commercial Banks	-	-	-	-
		Other loans	960,000	17.09	1,790,000	27.14
		Donors' Fund	-	-	-	-
		Cumulative Surplus	2,991,482	53.25	2,879,123	43.66
		Other Fund	-	-	-	-
		Total	5,617,281	100.00	6,594,930	100.00

SL No.	Name of MFI & Licence NO.	Fund Type	2012-2013 (in Tk.)	%	2011-2012 (in Tk.)	%
306	Malek Jobeda Foundation 01276-00924-00507	Clients' Savings	2,673,232	30.73	1,807,655	25.21
		Loan from PKSf	-	-	-	-
		Loan from Govt.	-	-	-	-
		Loan from Other MFIs	-	-	-	-
		Loan from Commercial Banks	-	-	-	-
		Other loans	3,806,500	43.75	3,506,500	48.91
		Donors' Fund	-	-	-	-
		Cumulative Surplus	2,220,465	25.52	1,855,196	25.88
		Other Fund	-	-	-	-
		Total	8,700,197	100.00	7,169,351	100.00
307	Mamata 00927-01082-00218	Clients' Savings	395,182,896	56.38	329,344,809	56.90
		Loan from PKSf	31,000,000	4.42	36,100,000	6.24
		Loan from Govt.	1,155,000	0.16	-	-
		Loan from Other MFIs	-	-	-	-
		Loan from Commercial Banks	4,123,750	0.59	-	-
		Other loans	41,005,559	5.85	35,738,022	6.17
		Donors' Fund	-	-	-	-
		Cumulative Surplus	200,800,988	28.65	173,152,585	29.91
		Other Fund	27,708,850	3.95	4,486,934	0.78
		Total	700,977,043	100.00	578,822,350	100.00
308	Manab Kallayan Sangstha Comilla (MAKS COMILLA) 02169-02573-00716	Clients' Savings	2,210,335	33.29	1,950,362	32.88
		Loan from PKSf	-	-	-	-
		Loan from Govt.	-	-	-	-
		Loan from Other MFIs	559,994	8.43	949,998	16.01
		Loan from Commercial Banks	-	-	-	-
		Other loans	2,756,607	41.51	1,956,870	32.99
		Donors' Fund	-	-	-	-
		Cumulative Surplus	1,113,584	16.77	1,075,355	18.13
		Other Fund	-	-	-	-
		Total	6,640,520	100.00	5,932,585	100.00
309	Manab Sampad Unnayan Kendra (MASUK) 04591-03510-00359	Clients' Savings	4,526,372	21.79	3,790,493	22.13
		Loan from PKSf	13,680,000	65.85	11,600,000	67.73
		Loan from Govt.	-	-	-	-
		Loan from Other MFIs	-	-	-	-
		Loan from Commercial Banks	-	-	-	-
		Other loans	1,104,692	5.32	325,500	1.90
		Donors' Fund	-	-	-	-
		Cumulative Surplus	1,464,305	7.05	1,410,638	8.24
		Other Fund	-	-	-	-
		Total	20,775,369	100.00	17,126,631	100.00
310	Manab Seba Ovijan 03352-01574-00339	Clients' Savings	21,848,588	43.83	19,558,236	47.20
		Loan from PKSf	-	-	-	-
		Loan from Govt.	-	-	-	-
		Loan from Other MFIs	-	-	-	-
		Loan from Commercial Banks	-	-	-	-
		Other loans	8,238,151	16.53	3,695,000	8.92
		Donors' Fund	-	-	-	-
		Cumulative Surplus	13,692,977	27.47	12,862,741	31.04
		Other Fund	6,070,263	12.18	5,316,641	12.83
		Total	49,849,979	100.00	41,432,618	100.00

SL No.	Name of MFI & Licence NO.	Fund Type	2012-2013 (in Tk.)	%	2011-2012 (in Tk.)	%
311	Manab Unnayan Kendra 04615-00668-00686	Clients' Savings	1,611,554	25.24	1,452,912	23.71
		Loan from PKSf	-	-	-	-
		Loan from Govt.	-	-	-	-
		Loan from Other MFIs	-	-	-	-
		Loan from Commercial Banks	-	-	-	-
		Other loans	1,609,500	25.21	1,489,500	24.31
		Donors' Fund	-	-	-	-
		Cumulative Surplus	3,162,683	49.54	3,185,599	51.98
		Other Fund	-	-	-	-
		Total	6,383,737	100.00	6,128,011	100.00
312	Manabik Shahajya Sangstha 00165-01033-00233	Clients' Savings	561,308,922	34.49	396,350,284	34.69
		Loan from PKSf	193,500,000	11.89	145,350,000	12.72
		Loan from Govt.	3,486,000	0.21	2,576,000	0.23
		Loan from Other MFIs	40,440,901	2.49	36,473,730	3.19
		Loan from Commercial Banks	346,174,036	21.27	169,693,773	14.85
		Other loans	75,000,000	4.61	51,700,000	4.53
		Donors' Fund	14,372,687	0.88	14,372,687	1.26
		Cumulative Surplus	343,914,540	21.13	306,874,332	26.86
		Other Fund	49,173,039	3.02	19,016,045	1.66
		Total	1,627,370,125	100.00	1,142,406,851	100.00
313	Manabsampad Kallan Sangstha (MAKS) 03822-01223-00545	Clients' Savings	3,429,322	54.81	1,416,107	23.97
		Loan from PKSf	2,003,085	32.01	-	-
		Loan from Govt.	350,000	5.59	-	-
		Loan from Other MFIs	-	-	614,375	10.40
		Loan from Commercial Banks	-	-	-	-
		Other loans	-	-	2,254,789	38.17
		Donors' Fund	-	-	-	-
		Cumulative Surplus	259,437	4.15	789,500	13.36
		Other Fund	215,330	3.44	833,110	14.10
		Total	6,257,174	100.00	5,907,881	100.00
314	Manob Kallyan Sangstha 00712-03137-00430	Clients' Savings	2,369,135	61.28	2,424,405	60.51
		Loan from PKSf	-	-	-	-
		Loan from Govt.	590,000	15.26	450,000	11.23
		Loan from Other MFIs	-	-	-	-
		Loan from Commercial Banks	-	-	-	-
		Other loans	-	-	400,000	9.98
		Donors' Fund	-	-	-	-
		Cumulative Surplus	792,975	20.51	626,467	15.64
		Other Fund	114,213	2.95	105,452	2.63
		Total	3,866,323	100.00	4,006,324	100.00
315	Manob Sakti Unnayan Kendro (MSUK) 03457-02024-00067	Clients' Savings	14,148,518	22.82	8,878,345	26.47
		Loan from PKSf	-	-	-	-
		Loan from Govt.	-	-	-	-
		Loan from Other MFIs	-	-	-	-
		Loan from Commercial Banks	-	-	-	-
		Other loans	-	-	-	-
		Donors' Fund	39,221,000	63.25	21,807,000	65.03
		Cumulative Surplus	7,779,375	12.54	2,850,447	8.50
		Other Fund	864,375	1.39	-	-
		Total	62,013,268	100.00	33,535,792	100.00

SL No.	Name of MFI & Licence NO.	Fund Type	2012-2013 (in Tk.)	%	2011-2012 (in Tk.)	%
316	Manob Seba Sangstha 00002-04402-00556	Clients' Savings	1,785,668	43.38	1,651,153	42.30
		Loan from PKSf	-	-	-	-
		Loan from Govt.	-	-	-	-
		Loan from Other MFIs	-	-	-	-
		Loan from Commercial Banks	-	-	-	-
		Other loans	1,678,800	40.78	1,668,800	42.76
		Donors' Fund	-	-	-	-
		Cumulative Surplus	598,087	14.53	583,036	14.94
		Other Fund	54,221	1.32	-	-
		Total	4,116,776	100.00	3,902,989	100.00
317	Manob Unnayan Karmosuchi 04676-04458-00654	Clients' Savings	2,758,881	33.73	2,056,686	31.98
		Loan from PKSf	-	-	-	-
		Loan from Govt.	-	-	-	-
		Loan from Other MFIs	-	-	-	-
		Loan from Commercial Banks	-	-	-	-
		Other loans	2,236,500	27.34	2,236,500	34.78
		Donors' Fund	-	-	-	-
		Cumulative Surplus	3,184,820	38.93	2,137,134	33.24
		Other Fund	-	-	-	-
		Total	8,180,201	100.00	6,430,320	100.00
318	Mine Bohumukhi Samaj Kallan Samity 00404-00084-00472	Clients' Savings	12,680,839	38.24	8,810,619	47.13
		Loan from PKSf	-	-	-	-
		Loan from Govt.	875,000	2.64	-	-
		Loan from Other MFIs	875,256	2.64	675,256	3.61
		Loan from Commercial Banks	11,570,658	34.89	3,923,761	20.99
		Other loans	3,998,550	12.06	3,231,116	17.28
		Donors' Fund	-	-	-	-
		Cumulative Surplus	3,162,351	9.54	2,052,963	10.98
		Other Fund	-	-	-	-
		Total	33,162,654	100.00	18,693,715	100.00
319	Mirzapur Paribesh Unnayan Foundation 0678-00342-00651	Clients' Savings	5,349,445	48.44	4,572,400	46.65
		Loan from PKSf	-	-	-	-
		Loan from Govt.	-	-	-	-
		Loan from Other MFIs	-	-	-	-
		Loan from Commercial Banks	-	-	-	-
		Other loans	4,715,151	42.70	4,277,428	43.64
		Donors' Fund	-	-	-	-
		Cumulative Surplus	964,550	8.73	951,722	9.71
		Other Fund	14,620	0.13	-	-
		Total	11,043,766	100.00	9,801,550	100.00
320	Modern Development Organization (MDO) 01465-02227-00450	Clients' Savings	6,178,065	26.20	4,793,951	37.72
		Loan from PKSf	-	-	-	-
		Loan from Govt.	1,750,000	7.42	30,000	0.24
		Loan from Other MFIs	-	-	-	-
		Loan from Commercial Banks	12,215,545	51.81	3,420,995	26.92
		Other loans	-	-	1,650,000	12.98
		Donors' Fund	-	-	-	-
		Cumulative Surplus	3,435,244	14.57	2,813,362	22.14
		Other Fund	-	-	-	-
		Total	23,578,854	100.00	12,708,308	100.00

SL No.	Name of MFI & Licence NO.	Fund Type	2012-2013 (in Tk.)	%	2011-2012 (in Tk.)	%
321	Mofossal Unnayan Sangstha 00172-02020-00315	Clients' Savings	3,332,123	37.45	3,083,076	34.09
		Loan from PKSf	3,400,000	38.21	3,490,000	38.59
		Loan from Govt.	-	-	-	-
		Loan from Other MFIs	-	-	-	-
		Loan from Commercial Banks	220,080	2.47	119,969	1.33
		Other loans	807,100	9.07	1,247,100	13.79
		Donors' Fund	-	-	-	-
		Cumulative Surplus	1,138,067	12.79	1,102,527	12.19
		Other Fund	-	-	-	-
		Total	8,897,370	100.00	9,042,672	100.00
322	Mohila Bohumukhi Shikkha Kendra (MBSK) 03703-01005-00363	Clients' Savings	61,548,687	27.00	51,495,220	26.47
		Loan from PKSf	86,200,000	37.81	73,800,000	37.93
		Loan from Govt.	-	-	-	-
		Loan from Other MFIs	-	-	-	-
		Loan from Commercial Banks	-	-	-	-
		Other loans	-	-	-	-
		Donors' Fund	-	-	-	-
		Cumulative Surplus	76,553,923	33.58	69,280,651	35.61
		Other Fund	3,682,073	1.62	-	-
		Total	227,984,683	100.00	194,575,871	100.00
323	Mother Advancement Assistance (MAA) 00785-00079-00223	Clients' Savings	18,780,694	58.07	17,113,705	57.74
		Loan from PKSf	-	-	-	-
		Loan from Govt.	1,750,000	5.41	-	-
		Loan from Other MFIs	-	-	-	-
		Loan from Commercial Banks	-	-	3,500,000	11.81
		Other loans	8,608,673	26.62	6,218,283	20.98
		Donors' Fund	-	-	-	-
		Cumulative Surplus	2,119,369	6.55	2,013,517	6.79
		Other Fund	1,082,135	3.35	794,597	2.68
		Total	32,340,871	100.00	29,640,102	100.00
324	Moulik Babosthapon Sangstha (B,M,S) 00295-00985-00586	Clients' Savings	2,131,977	18.84	2,034,796	32.94
		Loan from PKSf	-	-	-	-
		Loan from Govt.	-	-	-	-
		Loan from Other MFIs	-	-	-	-
		Loan from Commercial Banks	5,180,000	45.79	-	-
		Other loans	1,400,000	12.37	1,700,000	27.52
		Donors' Fund	-	-	-	-
		Cumulative Surplus	2,444,641	21.61	2,360,531	38.22
		Other Fund	156,779	1.39	81,115	1.31
		Total	11,313,397	100.00	6,176,442	100.00
325	Mousumi 00563-00229-00240	Clients' Savings	39,520,268	22.04	31,717,550	22.48
		Loan from PKSf	113,999,973	63.57	90,516,640	64.14
		Loan from Govt.	-	-	-	-
		Loan from Other MFIs	-	-	-	-
		Loan from Commercial Banks	-	-	-	-
		Other loans	-	-	-	-
		Donors' Fund	-	-	-	-
		Cumulative Surplus	25,814,776	14.39	18,881,193	13.38
		Other Fund	-	-	-	-
		Total	179,335,017	100.00	141,115,383	100.00

SL No.	Name of MFI & Licence NO.	Fund Type	2012-2013 (in Tk.)	%	2011-2012 (in Tk.)	%
326	Mukti Cox'sbazar 00908-00278-00272	Clients' Savings	30,668,780	41.12	26,952,721	38.84
		Loan from PKSf	34,300,000	45.99	35,900,000	51.73
		Loan from Govt.	-	-	-	-
		Loan from Other MFIs	-	-	-	-
		Loan from Commercial Banks	-	-	-	-
		Other loans	-	-	-	-
		Donors' Fund	-	-	-	-
		Cumulative Surplus	3,162,782	4.24	-220,684	-0.32
		Other Fund	6,450,763	8.65	6,760,102	9.74
		Total	74,582,325	100.00	69,392,139	100.00
327	Mukti Nari-O-Shishu Unnayan Sangstha 01028-00279-00362	Clients' Savings	7,865,843	44.97	7,743,087	48.75
		Loan from PKSf	-	-	-	-
		Loan from Govt.	-	-	-	-
		Loan from Other MFIs	-	-	-	-
		Loan from Commercial Banks	7,500,745	42.88	4,953,009	31.19
		Other loans	107,439	0.61	107,439	0.68
		Donors' Fund	287,000	1.64	287,000	1.81
		Cumulative Surplus	1,676,671	9.59	2,741,971	17.26
		Other Fund	53,263	0.30	49,184	0.31
		Total	17,490,961	100.00	15,881,690	100.00
328	Muktupath Unnayan Kendra 01119-00936-00306	Clients' Savings	108,769,736	67.56	101,170,036	63.37
		Loan from PKSf	11,550,000	7.17	19,650,000	12.31
		Loan from Govt.	-	-	-	-
		Loan from Other MFIs	-	-	-	-
		Loan from Commercial Banks	-	-	-	-
		Other loans	1,040,000	0.65	1,040,000	0.65
		Donors' Fund	-	-	-	-
		Cumulative Surplus	39,644,653	24.62	37,789,968	23.67
		Other Fund	-	-	-	-
		Total	161,004,389	100.00	159,650,004	100.00
329	Muslim Aid Bangladesh 02764-00738-00368	Clients' Savings	287,255,153	48.40	244,993,793	10.33
		Loan from PKSf	-	-	-	-
		Loan from Govt.	-	-	1,983,488,589	83.66
		Loan from Other MFIs	-	-	-	-
		Loan from Commercial Banks	-	-	3,750,000	0.16
		Other loans	15,000,000	2.53	15,782,958	0.67
		Donors' Fund	184,403,709	31.07	-	-
		Cumulative Surplus	106,841,981	18.00	122,855,354	5.18
		Other Fund	-	-	-	-
		Total	593,500,843	100.00	2,370,870,694	100.00
330	NABARUPA POLLY 00368-01984-00742	Clients' Savings	3,187,030	34.02	2,898,534	34.11
		Loan from PKSf	-	-	-	-
		Loan from Govt.	-	-	-	-
		Loan from Other MFIs	-	-	-	-
		Loan from Commercial Banks	-	-	-	-
		Other loans	3,696,670	39.46	3,376,024	39.73
		Donors' Fund	-	-	-	-
		Cumulative Surplus	2,484,005	26.52	2,222,943	26.16
		Other Fund	-	-	-	-
		Total	9,367,705	100.00	8,497,501	100.00

SL No.	Name of MFI & Licence NO.	Fund Type	2012-2013 (in Tk.)	%	2011-2012 (in Tk.)	%
331	Nabila Development Foundation of Bangladesh 00392-01066-00482	Clients' Savings	25,177,346	73.21	22,110,651	74.45
		Loan from PKSf	-	-	-	-
		Loan from Govt.	-	-	-	-
		Loan from Other MFIs	-	-	-	-
		Loan from Commercial Banks	-	-	-	-
		Other loans	5,600,000	16.28	5,600,000	18.86
		Donors' Fund	-	-	-	-
		Cumulative Surplus	3,613,735	10.51	1,988,343	6.69
		Other Fund	-	-	-	-
		Total	34,391,081	100.00	29,698,994	100.00
332	Nabolok Parishad 01045-00591-00158	Clients' Savings	53,169,494	23.49	44,372,128	23.60
		Loan from PKSf	143,600,000	63.45	124,400,000	66.18
		Loan from Govt.	-	-	-	-
		Loan from Other MFIs	-	-	-	-
		Loan from Commercial Banks	-	-	-	-
		Other loans	-	-	-	-
		Donors' Fund	-	-	-	-
		Cumulative Surplus	29,536,030	13.05	19,208,236	10.22
		Other Fund	-	-	-	-
		Total	226,305,524	100.00	187,980,364	100.00
333	Namuja Orthonoitic Unnayan Sangstha (NEDO) 00697-02433-00514	Clients' Savings	5,488,836	30.80	4,014,751	49.96
		Loan from PKSf	-	-	-	-
		Loan from Govt.	875,000	4.91	-	-
		Loan from Other MFIs	-	-	-	-
		Loan from Commercial Banks	6,537,465	36.68	-	-
		Other loans	1,705,783	9.57	1,472,255	18.32
		Donors' Fund	-	-	-	-
		Cumulative Surplus	2,670,594	14.99	2,416,375	30.07
		Other Fund	543,967	3.05	132,969	1.65
		Total	17,821,645	100.00	8,036,350	100.00
334	Nari Maitree 00976-03082-00575	Clients' Savings	13,348,285	36.93	13,871,598	39.07
		Loan from PKSf	-	-	-	-
		Loan from Govt.	-	-	-	-
		Loan from Other MFIs	-	-	-	-
		Loan from Commercial Banks	-	-	-	-
		Other loans	11,545,281	31.94	11,545,281	32.52
		Donors' Fund	-	-	-	-
		Cumulative Surplus	11,248,021	31.12	10,084,278	28.41
		Other Fund	-	-	-	-
		Total	36,141,587	100.00	35,501,157	100.00
335	Nari Uddog Kendra (NUK) 00206-00025-00149	Clients' Savings	5,015,818	35.69	5,803,401	43.71
		Loan from PKSf	-	-	-	-
		Loan from Govt.	2,454,184	17.46	3,537,335	26.64
		Loan from Other MFIs	-	-	-	-
		Loan from Commercial Banks	1,553,928	11.06	3,475,474	26.17
		Other loans	4,350,000	30.95	302,458	2.28
		Donors' Fund	-	-	-	-
		Cumulative Surplus	600,919	4.28	159,430	1.20
		Other Fund	78,481	0.56	-	-
		Total	14,053,330	100.00	13,278,098	100.00

SL No.	Name of MFI & Licence NO.	Fund Type	2012-2013 (in Tk.)	%	2011-2012 (in Tk.)	%
336	Nari-O-Shishu Kallyan Sangstha (NSKS) 00102-01763-00137	Clients' Savings	37,118,748	19.25	27,169,017	20.01
		Loan from PKSf	-	-	-	-
		Loan from Govt.	1,224,999	0.64	1,578,888	1.16
		Loan from Other MFIs	-	-	-	-
		Loan from Commercial Banks	121,218,506	62.87	67,745,522	49.89
		Other loans	-	-	9,776,200	7.20
		Donors' Fund	-	-	-	-
		Cumulative Surplus	33,246,510	17.24	29,508,732	21.73
		Other Fund	-	-	-	-
		Total	192,808,763	100.00	135,778,359	100.00
337	Naria Unnayan Samity (NUSA) 00064-00327-00422	Clients' Savings	84,783,970	26.51	77,737,927	28.15
		Loan from PKSf	163,700,000	51.18	131,600,000	47.66
		Loan from Govt.	-	-	-	-
		Loan from Other MFIs	-	-	-	-
		Loan from Commercial Banks	-	-	-	-
		Other loans	-	-	-	-
		Donors' Fund	-	-	-	-
		Cumulative Surplus	71,356,439	22.31	66,792,994	24.19
		Other Fund	-	-	-	-
		Total	319,840,409	100.00	276,130,921	100.00
338	Narail Ashar Alo Foundation 05668-04317-00606	Clients' Savings	569,716	7.24	673,155	8.32
		Loan from PKSf	500,000	6.36	950,000	11.75
		Loan from Govt.	-	-	-	-
		Loan from Other MFIs	1,824,145	23.19	2,090,809	25.85
		Loan from Commercial Banks	236,360	3.01	130,100	1.61
		Other loans	4,635,248	58.93	4,142,808	51.23
		Donors' Fund	100,000	1.27	100,000	1.24
		Cumulative Surplus	-	-	-	-
		Other Fund	-	-	-	-
		Total	7,865,469	100.00	8,086,872	100.00
339	National Development Council (NDC) 00260-01715-00123	Clients' Savings	1,928,093	33.74	2,108,459	24.66
		Loan from PKSf	-	-	-	-
		Loan from Govt.	121,578	2.13	533,884	6.25
		Loan from Other MFIs	-	-	-	-
		Loan from Commercial Banks	-	-	2,703,763	31.63
		Other loans	-	-	-	-
		Donors' Fund	-	-	-	-
		Cumulative Surplus	3,665,194	64.13	3,202,813	37.46
		Other Fund	-	-	-	-
		Total	5,714,865	100.00	8,548,919	100.00
340	National Development Programme (NDP) 01229-00332-00222	Clients' Savings	175,764,070	23.58	140,625,142	22.80
		Loan from PKSf	353,949,973	47.48	329,016,645	53.35
		Loan from Govt.	-	-	-	-
		Loan from Other MFIs	-	-	-	-
		Loan from Commercial Banks	-	-	-	-
		Other loans	-	-	-	-
		Donors' Fund	-	-	-	-
		Cumulative Surplus	188,814,424	25.33	142,284,485	23.07
		Other Fund	26,944,402	3.61	4,790,895	0.78
		Total	745,472,869	100.00	616,717,167	100.00

SL No.	Name of MFI & Licence NO.	Fund Type	2012-2013 (in Tk.)	%	2011-2012 (in Tk.)	%
341	Nawbagonj Integreted Poverty Aleavation Foundation 05827-02134-00646	Clients' Savings	2,018,721	49.67	2,074,297	50.47
		Loan from PKSf	-	-	-	-
		Loan from Govt.	-	-	-	-
		Loan from Other MFIs	-	-	-	-
		Loan from Commercial Banks	-	-	-	-
		Other loans	1,696,685	41.75	1,714,310	41.71
		Donors' Fund	-	-	-	-
		Cumulative Surplus	27,379	0.67	-4,304	-0.10
		Other Fund	321,349	7.91	325,653	7.92
		Total	4,064,134	100.00	4,109,956	100.00
342	Nazir (Natun Zibon Rochi) 02489-00089-00139	Clients' Savings	4,983,579	34.45	4,441,946	33.58
		Loan from PKSf	5,650,000	39.05	5,396,667	40.80
		Loan from Govt.	-	-	-	-
		Loan from Other MFIs	-	-	-	-
		Loan from Commercial Banks	1,330,000	9.19	1,330,000	10.06
		Other loans	-	-	-	-
		Donors' Fund	-	-	-	-
		Cumulative Surplus	2,504,173	17.31	2,058,422	15.56
		Other Fund	-	-	-	-
		Total	14,467,752	100.00	13,227,035	100.00
343	Nazrul Smriti Sangsad (N.S.S) 02786-01857-00711	Clients' Savings	3,946,966	50.50	3,802,830	49.85
		Loan from PKSf	-	-	-	-
		Loan from Govt.	-	-	-	-
		Loan from Other MFIs	-	-	-	-
		Loan from Commercial Banks	-	-	-	-
		Other loans	-831,403	-10.64	-543,288	-7.12
		Donors' Fund	-	-	-	-
		Cumulative Surplus	4,699,786	60.14	4,368,549	57.27
		Other Fund	-	-	-	-
		Total	7,815,349	100.00	7,628,091	100.00
344	NEDA Society 01666-00838-00508	Clients' Savings	3,273,001	39.31	2,639,519	38.62
		Loan from PKSf	-	-	-	-
		Loan from Govt.	-	-	-	-
		Loan from Other MFIs	-	-	-	-
		Loan from Commercial Banks	-	-	-	-
		Other loans	1,329,206	15.97	1,079,206	15.79
		Donors' Fund	-	-	287,000	4.20
		Cumulative Surplus	3,723,058	44.72	2,829,550	41.40
		Other Fund	-	-	-	-
		Total	8,325,265	100.00	6,835,275	100.00
345	NEED 02320-03605-00420	Clients' Savings	7,134,498	57.43	6,085,100	58.44
		Loan from PKSf	-	-	-	-
		Loan from Govt.	-	-	-	-
		Loan from Other MFIs	-	-	-	-
		Loan from Commercial Banks	-	-	-	-
		Other loans	2,874,425	23.14	2,474,425	23.76
		Donors' Fund	-	-	-	-
		Cumulative Surplus	2,413,437	19.43	1,852,697	17.79
		Other Fund	-	-	-	-
		Total	12,422,360	100.00	10,412,222	100.00

SL No.	Name of MFI & Licence NO.	Fund Type	2012-2013 (in Tk.)	%	2011-2012 (in Tk.)	%
346	Need Foundation 02891-00626-00581	Clients' Savings	4,246,937	52.85	4,480,555	55.89
		Loan from PKSf	-	-	-	-
		Loan from Govt.	700,000	8.71	-	-
		Loan from Other MFIs	-	-	-	-
		Loan from Commercial Banks	-	-	-	-
		Other loans	2,500,000	31.11	3,100,000	38.67
		Donors' Fund	-	-	-	-
		Cumulative Surplus	583,017	7.26	430,486	5.37
		Other Fund	5,505	0.07	5,505	0.07
		Total	8,035,459	100.00	8,016,546	100.00
347	NEED Manabik Unnayan Kendra 01048-02421-00604	Clients' Savings	5,408,994	54.32	5,106,959	55.56
		Loan from PKSf	-	-	-	-
		Loan from Govt.	-	-	-	-
		Loan from Other MFIs	-	-	-	-
		Loan from Commercial Banks	-	-	-	-
		Other loans	800,000	8.03	800,000	8.70
		Donors' Fund	-	-	-	-
		Cumulative Surplus	2,392,463	24.02	1,997,655	21.73
		Other Fund	1,356,873	13.63	1,286,571	14.00
		Total	9,958,330	100.00	9,191,185	100.00
348	Network for Universal Services and Rural Advancement 01799-03314-00059	Clients' Savings	9,328,332	53.40	8,706,375	51.98
		Loan from PKSf	-	-	-	-
		Loan from Govt.	-	-	-	-
		Loan from Other MFIs	-	-	-	-
		Loan from Commercial Banks	-	-	-	-
		Other loans	-	-	-	-
		Donors' Fund	3,100,000	17.75	3,100,000	18.51
		Cumulative Surplus	4,635,354	26.53	4,536,433	27.09
		Other Fund	405,182	2.32	405,182	2.42
		Total	17,468,868	100.00	16,747,990	100.00
349	New Era Foundation 02408-01107-00061	Clients' Savings	46,142,648	20.34	34,871,366	19.76
		Loan from PKSf	145,349,996	64.06	121,583,332	68.89
		Loan from Govt.	-	-	-	-
		Loan from Other MFIs	-	-	-	-
		Loan from Commercial Banks	-	-	-	-
		Other loans	-	-	-	-
		Donors' Fund	-	-	-	-
		Cumulative Surplus	33,011,270	14.55	17,430,270	9.88
		Other Fund	2,391,302	1.05	2,598,155	1.47
		Total	226,895,216	100.00	176,483,123	100.00
350	New Initiative for Empowerment of the Poor 01053-01207-00566	Clients' Savings	3,898,827	42.61	3,085,644	37.70
		Loan from PKSf	-	-	-	-
		Loan from Govt.	-	-	-	-
		Loan from Other MFIs	-	-	-	-
		Loan from Commercial Banks	-	-	-	-
		Other loans	1,193,337	13.04	1,616,670	19.75
		Donors' Fund	-	-	-	-
		Cumulative Surplus	2,724,819	29.78	2,301,362	28.12
		Other Fund	1,333,488	14.57	1,181,078	14.43
		Total	9,150,471	100.00	8,184,754	100.00

SL No.	Name of MFI & Licence NO.	Fund Type	2012-2013 (in Tk.)	%	2011-2012 (in Tk.)	%
351	Nijera Shikhi 01415-01575-00347	Clients' Savings	1,259,758	35.33	1,320,253	32.31
		Loan from PKSF	-	-	-	-
		Loan from Govt.	-	-	-	-
		Loan from Other MFIs	-	-	-	-
		Loan from Commercial Banks	-	-	-	-
		Other loans	1,829,330	51.30	2,183,330	53.43
		Donors' Fund	-	-	-	-
		Cumulative Surplus	476,672	13.37	583,051	14.27
		Other Fund	-	-	-	-
		Total	3,565,760	100.00	4,086,634	100.00
352	Nirapad Islami Gram Unnayan Sangstha 02837-01724-00602	Clients' Savings	10,746,501	48.18	7,949,192	47.13
		Loan from PKSF	-	-	-	-
		Loan from Govt.	-	-	-	-
		Loan from Other MFIs	-	-	-	-
		Loan from Commercial Banks	840,750	3.77	848,800	5.03
		Other loans	2,262,291	10.14	1,984,605	11.77
		Donors' Fund	8,453,071	37.90	6,083,098	36.07
		Cumulative Surplus	-	-	-	-
		Other Fund	-	-	-	-
		Total	22,302,613	100.00	16,865,695	100.00
353	Nirapod Samaj 02611-01592-00675	Clients' Savings	4,457,612	29.08	4,420,767	31.25
		Loan from PKSF	-	-	-	-
		Loan from Govt.	-	-	-	-
		Loan from Other MFIs	-	-	-	-
		Loan from Commercial Banks	68,082	0.44	135,971	0.96
		Other loans	7,528,000	49.11	6,602,000	46.67
		Donors' Fund	-	-	-	-
		Cumulative Surplus	3,276,696	21.37	2,986,148	21.11
		Other Fund	-	-	-	-
		Total	15,330,390	100.00	14,144,886	100.00
354	Nirman Sangathan 1489-03241-00535	Clients' Savings	3,784,650	75.04	3,240,978	44.56
		Loan from PKSF	-	-	-	-
		Loan from Govt.	350,000	6.94	3,240,978	44.56
		Loan from Other MFIs	-	-	-	-
		Loan from Commercial Banks	-	-	-	-
		Other loans	776,434	15.40	776,434	10.67
		Donors' Fund	-	-	-	-
		Cumulative Surplus	132,182	2.62	15,170	0.21
		Other Fund	-	-	-	-
		Total	5,043,266	100.00	7,273,560	100.00
355	Nirmol Foundation 01021-00508-00580	Clients' Savings	3,627,339	41.50	3,465,103	41.35
		Loan from PKSF	-	-	-	-
		Loan from Govt.	-	-	-	-
		Loan from Other MFIs	-	-	-	-
		Loan from Commercial Banks	-	-	-	-
		Other loans	-	-	-	-
		Donors' Fund	3,224,249	36.89	3,224,249	38.47
		Cumulative Surplus	707,879	8.10	637,698	7.61
		Other Fund	1,180,446	13.51	1,053,245	12.57
		Total	8,739,913	100.00	8,380,295	100.00

SL No.	Name of MFI & Licence NO.	Fund Type	2012-2013 (in Tk.)	%	2011-2012 (in Tk.)	%
356	Nirmola Dustha Kallyan Sangstha 04817-01301-00609	Clients' Savings	2,431,273	59.56	2,700,340	63.05
		Loan from PKSF	-	-	-	-
		Loan from Govt.	-	-	-	-
		Loan from Other MFIs	26,943	-0.66	229,226	5.35
		Loan from Commercial Banks	-	-	-	-
		Other loans	630,000	15.43	830,000	19.38
		Donors' Fund	-	-	-	-
		Cumulative Surplus	1,031,426	25.27	523,131	12.21
		Other Fund	16,402	0.40	-	-
		Total	4,082,158	100.00	4,282,697	100.00
357	Nishkriti 02867-00786-00378	Clients' Savings	38,939,076	56.27	27,643,529	58.46
		Loan from PKSF	-	-	-	-
		Loan from Govt.	-	-	-	-
		Loan from Other MFIs	13,500,000	19.51	5,000,000	10.57
		Loan from Commercial Banks	-	-	-	-
		Other loans	-	-	-	-
		Donors' Fund	-	-	-	-
		Cumulative Surplus	16,764,698	24.23	14,644,012	30.97
		Other Fund	-	-	-	-
		Total	69,203,774	100.00	47,287,541	100.00
358	Niskrity Foundation 02640-01133-00352	Clients' Savings	7,755,158	35.58	7,344,055	34.32
		Loan from PKSF	-	-	-	-
		Loan from Govt.	-	-	-	-
		Loan from Other MFIs	-	-	-	-
		Loan from Commercial Banks	-	-	-	-
		Other loans	215,412	0.99	215,412	1.01
		Donors' Fund	-	-	-	-
		Cumulative Surplus	13,825,784	63.43	13,836,384	64.67
		Other Fund	-	-	-	-
		Total	21,796,354	100.00	21,395,851	100.00
359	Noakhali Rural Action Society (N-RAS) 02475-01522-00392	Clients' Savings	2,237,583	54.45	2,700,050	65.66
		Loan from PKSF	-	-	-	-
		Loan from Govt.	-	-	-	-
		Loan from Other MFIs	672,500	16.36	-	-
		Loan from Commercial Banks	-	-	-	-
		Other loans	2,500	0.06	78,100	1.90
		Donors' Fund	-	-	-	-
		Cumulative Surplus	1,197,101	29.13	1,334,300	32.45
		Other Fund	-	-	-	-
		Total	4,109,684	100.00	4,112,450	100.00
360	Noakhali Rural Development Society 01514-02005-00116	Clients' Savings	167,055,602	67.98	124,390,966	73.67
		Loan from PKSF	-	-	-	-
		Loan from Govt.	-	-	-	-
		Loan from Other MFIs	-	-	-	-
		Loan from Commercial Banks	30,000,000	12.21	5,702,010	3.38
		Other loans	-	-	-	-
		Donors' Fund	-	-	-	-
		Cumulative Surplus	48,698,078	19.82	38,749,563	22.95
		Other Fund	-	-	-	-
		Total	245,753,680	100.00	168,842,539	100.00

SL No.	Name of MFI & Licence NO.	Fund Type	2012-2013 (in Tk.)	%	2011-2012 (in Tk.)	%
361	Noble Education & Literary Society 01361-00347-00418	Clients' Savings	5,707,314	33.77	5,951,014	34.10
		Loan from PKSF	9,000,000	53.25	9,250,000	53.00
		Loan from Govt.	481,914	2.85	276,625	1.58
		Loan from Other MFIs	-	-	-	-
		Loan from Commercial Banks	-	-	-	-
		Other loans	200,000	1.18	704,000	4.03
		Donors' Fund	-	-	-	-
		Cumulative Surplus	1,510,757	8.94	1,272,118	7.29
		Other Fund	-	-	-	-
		Total	16,899,985	100.00	17,453,757	100.00
362	Nobo Jibon 01510-00598-00166	Clients' Savings	7,763,090	37.18	6,026,850	37.25
		Loan from PKSF	-	-	-	-
		Loan from Govt.	-	-	1,173,117	7.25
		Loan from Other MFIs	-	-	-	-
		Loan from Commercial Banks	-	-	-	-
		Other loans	8,847,633	42.38	5,927,633	36.64
		Donors' Fund	-	-	-	-
		Cumulative Surplus	1,684,624	8.07	828,600	5.12
		Other Fund	2,582,937	12.37	2,221,447	13.73
		Total	20,878,284	100.00	16,177,647	100.00
363	North Bengal Rural Development Society 02678-04178-00660	Clients' Savings	5,417,891	52.05	4,138,434	49.64
		Loan from PKSF	-	-	-	-
		Loan from Govt.	-	-	-	-
		Loan from Other MFIs	-	-	-	-
		Loan from Commercial Banks	-	-	-	-
		Other loans	146,943	1.41	59,427	0.71
		Donors' Fund	-	-	-	-
		Cumulative Surplus	4,843,601	46.54	4,139,472	49.65
		Other Fund	-	-	-	-
		Total	10,408,435	100.00	8,337,333	100.00
364	North Glint Education Development Foundation 00421-01350-00513	Clients' Savings	1,228,189	20.58	1,329,750	24.94
		Loan from PKSF	-	-	-	-
		Loan from Govt.	217,925	3.65	157,855	2.96
		Loan from Other MFIs	3,938,644	65.99	3,314,144	62.16
		Loan from Commercial Banks	-	-	-	-
		Other loans	39,000	0.65	39,000	0.73
		Donors' Fund	-	-	-	-
		Cumulative Surplus	544,502	9.12	490,545	9.20
		Other Fund	-	-	-	-
		Total	5,968,260	100.00	5,331,294	100.00
365	Notun Shathi 04791-03146-00284	Clients' Savings	9,887,198	40.61	7,408,795	38.69
		Loan from PKSF	-	-	-	-
		Loan from Govt.	-	-	-	-
		Loan from Other MFIs	-	-	-	-
		Loan from Commercial Banks	-	-	-	-
		Other loans	400,000	1.64	400,000	2.09
		Donors' Fund	-	-	-	-
		Cumulative Surplus	9,055,639	37.19	7,438,507	38.84
		Other Fund	5,004,201	20.55	3,903,304	20.38
		Total	24,347,038	100.00	19,150,606	100.00

SL No.	Name of MFI & Licence NO.	Fund Type	2012-2013 (in Tk.)	%	2011-2012 (in Tk.)	%
366	Nowabenki Gonomukhi Foundation 01519-00587-00345	Clients' Savings	134,033,394	23.82	116,942,313	24.66
		Loan from PKSf	393,311,195	69.89	341,605,664	72.04
		Loan from Govt.	641,668	0.11	898,334	0.19
		Loan from Other MFIs	-	-	-	-
		Loan from Commercial Banks	-	-	-	-
		Other loans	-	-	-	-
		Donors' Fund	-	-	-	-
		Cumulative Surplus	29,898,300	5.31	10,592,496	2.23
		Other Fund	4,890,193	0.87	4,137,641	0.87
		Total	562,774,750	100.00	474,176,448	100.00
367	Nowjuwan 01022-00629-00168	Clients' Savings	13,545,050	30.86	11,230,417	25.80
		Loan from PKSf	-	-	-	-
		Loan from Govt.	-	-	-	-
		Loan from Other MFIs	-	-	-	-
		Loan from Commercial Banks	-	-	-	-
		Other loans	35,175,237	80.14	40,554,195	93.16
		Donors' Fund	-	-	-	-
		Cumulative Surplus	-4,827,961	-11.00	-8,250,535	-18.95
		Other Fund	-	-	-	-
		Total	43,892,326	100.00	43,534,077	100.00
368	OCAB Society 01169-04138-00156	Clients' Savings	7,164,939	63.06	5,988,911	73.85
		Loan from PKSf	-	-	-	-
		Loan from Govt.	164,129	1.44	164,129	2.02
		Loan from Other MFIs	-	-	-	-
		Loan from Commercial Banks	-	-	-	-
		Other loans	3,532,778	31.09	1,904,972	23.49
		Donors' Fund	-	-	-	-
		Cumulative Surplus	499,542	4.40	51,496	0.64
		Other Fund	-	-	-	-
		Total	11,361,388	100.00	8,109,508	100.00
369	OPCA (Organization for the Poor Community Advancement) 01620-02596-00314	Clients' Savings	19,870,724	49.96	13,888,815	45.36
		Loan from PKSf	11,250,000	28.28	11,069,606	36.15
		Loan from Govt.	-	-	-	-
		Loan from Other MFIs	6,026,398	15.15	4,369,104	14.27
		Loan from Commercial Banks	-	-	-	-
		Other loans	-	-	125,500	0.41
		Donors' Fund	-	-	-	-
		Cumulative Surplus	2,628,419	6.61	1,166,499	3.81
		Other Fund	-	-	-	-
		Total	39,775,541	100.00	30,619,524	100.00
370	Organization for Rural Advancement (ORA) 04121-01370-00187	Clients' Savings	769,048	33.87	640,990	28.85
		Loan from PKSf	3,090,000	136.08	3,390,000	152.56
		Loan from Govt.	-	-	-	-
		Loan from Other MFIs	-	-	-	-
		Loan from Commercial Banks	-	-	-	-
		Other loans	1,778,215	78.31	1,637,350	73.68
		Donors' Fund	-	-	-	-
		Cumulative Surplus	-3,366,525	-148.26	-3,446,198	-155.08
		Other Fund	-	-	-	-
		Total	2,270,738	100.00	2,222,142	100.00

SL No.	Name of MFI & Licence NO.	Fund Type	2012-2013 (in Tk.)	%	2011-2012 (in Tk.)	%
371	Organization for Social Advancement & Cultural Activities (OSAKA) 02428-03744-00186	Clients' Savings	88,680,881	19.49	63,227,175	18.97
		Loan from PKSF	251,163,000	55.20	198,567,000	59.58
		Loan from Govt.	-	-	-	-
		Loan from Other MFIs	-	-	-	-
		Loan from Commercial Banks	-	-	-	-
		Other loans	-	-	-	-
		Donors' Fund	-	-	-	-
		Cumulative Surplus	89,391,149	19.65	53,028,580	15.91
		Other Fund	25,772,363	5.66	18,460,395	5.54
		Total	455,007,393	100.00	333,283,150	100.00
372	Organization for Social and Economical Development (OSED) 00670-00643-00039	Clients' Savings	1,711,225	35.76	2,148,587	38.01
		Loan from PKSF	-	-	-	-
		Loan from Govt.	-	-	-	-
		Loan from Other MFIs	-	-	-	-
		Loan from Commercial Banks	-	-	-	-
		Other loans	1,157,161	24.18	1,383,206	24.47
		Donors' Fund	-	-	-	-
		Cumulative Surplus	1,439,300	30.08	1,683,407	29.78
		Other Fund	477,445	9.98	438,215	7.75
		Total	4,785,131	100.00	5,653,415	100.00
373	Organization for Social Peace 00888-01856-00712	Clients' Savings	2,299,970	37.37	2,226,118	42.70
		Loan from PKSF	-	-	-	-
		Loan from Govt.	-	-	-	-
		Loan from Other MFIs	-	-	-	-
		Loan from Commercial Banks	-	-	-	-
		Other loans	3,340,000	54.28	2,640,000	50.64
		Donors' Fund	114,435	1.86	-	-
		Cumulative Surplus	392,429	6.38	336,696	6.46
		Other Fund	7,000	0.11	10,500	0.20
		Total	6,153,834	100.00	5,213,314	100.00
374	Organization for The Poor Advancement Committee (OPAC) 06035-01175-00642	Clients' Savings	5,112,763	37.64	3,753,374	46.40
		Loan from PKSF	-	-	-	-
		Loan from Govt.	140,302	1.03	194,989	2.41
		Loan from Other MFIs	-	-	-	-
		Loan from Commercial Banks	150,000	1.10	180,000	2.23
		Other loans	7,604,000	55.98	3,539,000	43.75
		Donors' Fund	-	-	-	-
		Cumulative Surplus	576,118	4.24	421,224	5.21
		Other Fund	-	-	-	-
		Total	13,583,183	100.00	8,088,587	100.00
375	Oriental Foundation (ORIENTAL FOUNDATION) 05581-00961-00595	Clients' Savings	3,795,241	50.75	4,030,814	61.01
		Loan from PKSF	-	-	-	-
		Loan from Govt.	-	-	-	-
		Loan from Other MFIs	-	-	-	-
		Loan from Commercial Banks	-	-	-	-
		Other loans	2,655,164	35.50	1,738,826	26.32
		Donors' Fund	-	-	-	-
		Cumulative Surplus	1,028,486	13.75	836,750	12.67
		Other Fund	-	-	-	-
		Total	7,478,891	100.00	6,606,390	100.00

SL No.	Name of MFI & Licence NO.	Fund Type	2012-2013 (in Tk.)	%	2011-2012 (in Tk.)	%
376	Pabna Protishsruti 01648-01342-00101	Clients' Savings	24,562,106	22.26	18,075,995	24.47
		Loan from PKSF	70,050,000	63.50	45,150,000	61.13
		Loan from Govt.	-	-	-	-
		Loan from Other MFIs	-	-	-	-
		Loan from Commercial Banks	-	-	-	-
		Other loans	-	-	-	-
		Donors' Fund	-	-	-	-
		Cumulative Surplus	13,230,467	11.99	8,971,674	12.15
		Other Fund	2,479,966	2.25	1,658,731	2.25
		Total	110,322,539	100.00	73,856,400	100.00
377	Padakkhep Manabik Unnayan Kendra 00181-00468-00095	Clients' Savings	1,124,100,659	40.42	848,959,447	32.69
		Loan from PKSF	1,229,253,310	44.21	1,160,319,984	44.68
		Loan from Govt.	-	-	-	-
		Loan from Other MFIs	-	-	-	-
		Loan from Commercial Banks	-	-	-	-
		Other loans	292,033,455	10.50	512,845,426	19.75
		Donors' Fund	-	-	-	-
		Cumulative Surplus	123,745,983	4.45	69,776,592	2.69
		Other Fund	11,583,696	0.42	4,880,166	0.19
		Total	2,780,717,103	100.00	2,596,781,615	100.00
378	Padma-Gorai Manobik Unnayan Sangstha 03783-02842-00658	Clients' Savings	3,045,947	46.04	2,881,032	50.62
		Loan from PKSF	-	-	-	-
		Loan from Govt.	-	-	-	-
		Loan from Other MFIs	2,543,809	38.45	1,956,494	34.38
		Loan from Commercial Banks	-	-	-	-
		Other loans	-	-	-	-
		Donors' Fund	-	-	-	-
		Cumulative Surplus	1,025,589	15.50	853,858	15.00
		Other Fund	-	-	-	-
		Total	6,615,345	100.00	5,691,384	100.00
379	Palashipara Samaj Kallyan Samity 03164-00606-00069	Clients' Savings	33,887,093	21.89	31,832,435	19.95
		Loan from PKSF	78,699,996	50.84	92,316,664	57.85
		Loan from Govt.	-	-	-	-
		Loan from Other MFIs	-	-	-	-
		Loan from Commercial Banks	-	-	-	-
		Other loans	-	-	-	-
		Donors' Fund	100,000	0.06	100,000	0.06
		Cumulative Surplus	24,575,848	15.88	20,463,352	12.82
		Other Fund	17,537,455	11.33	14,877,265	9.32
		Total	154,800,392	100.00	159,589,716	100.00
380	Palli Agragami Sangstha (RAK) 02165-00676-00175	Clients' Savings	13,236,129	80.89	11,892,555	80.40
		Loan from PKSF	-	-	-	-
		Loan from Govt.	-	-	-	-
		Loan from Other MFIs	-	-	-	-
		Loan from Commercial Banks	-	-	-	-
		Other loans	-	-	-	-
		Donors' Fund	-	-	-	-
		Cumulative Surplus	3,126,939	19.11	2,898,530	19.60
		Other Fund	-	-	-	-
		Total	16,363,068	100.00	14,791,085	100.00

SL No.	Name of MFI & Licence NO.	Fund Type	2012-2013 (in Tk.)	%	2011-2012 (in Tk.)	%
381	Palli Bandhan Kendra 00313-00543-00090	Clients' Savings	7,085,938	49.88	6,411,013	52.90
		Loan from PKSf	-	-	-	-
		Loan from Govt.	1,995,000	14.04	1,302,000	10.74
		Loan from Other MFIs	-	-	-	-
		Loan from Commercial Banks	-	-	-	-
		Other loans	2,150,600	15.14	2,092,795	17.27
		Donors' Fund	-	-	-	-
		Cumulative Surplus	2,213,936	15.58	2,175,167	17.95
		Other Fund	760,952	5.36	138,532	1.14
		Total	14,206,426	100.00	12,119,507	100.00
382	Palli Bhandhu Unnayan Sangstha 00277-04240-00383	Clients' Savings	11,937,315	22.81	7,858,754	23.83
		Loan from PKSf	-	-	-	-
		Loan from Govt.	3,362,748	6.43	4,087,748	12.40
		Loan from Other MFIs	-	-	-	-
		Loan from Commercial Banks	30,331,779	57.96	14,412,980	43.70
		Other loans	3,459,180	6.61	3,596,473	10.91
		Donors' Fund	-	-	-	-
		Cumulative Surplus	3,237,981	6.19	3,022,271	9.16
		Other Fund	-	-	-	-
		Total	52,329,003	100.00	32,978,226	100.00
383	Palli Bikash Foundation (PBF) 02170-00679-00645	Clients' Savings	3,870,465	35.45	4,267,339	36.17
		Loan from PKSf	-	-	-	-
		Loan from Govt.	-	-	-	-
		Loan from Other MFIs	-	-	-	-
		Loan from Commercial Banks	-	-	-	-
		Other loans	5,900,000	54.03	6,700,000	56.80
		Donors' Fund	-	-	-	-
		Cumulative Surplus	1,148,689	10.52	829,231	7.03
		Other Fund	-	-	-	-
		Total	10,919,154	100.00	11,796,570	100.00
384	Palli Kallyan Sangstha 0286-00942-00614	Clients' Savings	2,282,034	41.00	2,097,391	41.20
		Loan from PKSf	-	-	-	-
		Loan from Govt.	-	-	-	-
		Loan from Other MFIs	-	-	-	-
		Loan from Commercial Banks	-	-	-	-
		Other loans	2,494,447	44.81	2,329,447	45.76
		Donors' Fund	-	-	-	-
		Cumulative Surplus	702,779	12.63	576,502	11.32
		Other Fund	87,288	1.57	87,288	1.71
		Total	5,566,548	100.00	5,090,628	100.00
385	Palli Kallyan Shikkha Society 02920-03073-00657	Clients' Savings	1,601,816	20.17	1,326,511	22.27
		Loan from PKSf	-	-	-	-
		Loan from Govt.	-	-	-	-
		Loan from Other MFIs	-	-	-	-
		Loan from Commercial Banks	982,000	12.36	-	-
		Other loans	2,476,732	31.18	2,576,732	43.26
		Donors' Fund	-	-	-	-
		Cumulative Surplus	2,881,635	36.28	2,053,596	34.47
		Other Fund	-	-	-	-
		Total	7,942,183	100.00	5,956,839	100.00

SL No.	Name of MFI & Licence NO.	Fund Type	2012-2013 (in Tk.)	%	2011-2012 (in Tk.)	%
386	Palli Mongal Karmosuchi 00862-00387-00312	Clients' Savings	819,714,395	37.68	700,910,123	36.59
		Loan from PKSf	207,984,375	9.56	309,484,377	16.16
		Loan from Govt.	-	-	-	-
		Loan from Other MFIs	45,014,559	2.07	33,286,586	1.74
		Loan from Commercial Banks	-	-	-	-
		Other loans	-	-	-	-
		Donors' Fund	-	-	-	-
		Cumulative Surplus	931,577,764	42.82	822,966,255	42.97
		Other Fund	171,458,221	7.88	48,699,620	2.54
		Total	2,175,749,314	100.00	1,915,346,961	100.00
387	Palli Pragati Samity 02223-01083-00197	Clients' Savings	8,357,968	35.08	6,584,584	39.69
		Loan from PKSf	3,400,000	14.27	500,000	3.01
		Loan from Govt.	1,400,000	5.88	-	-
		Loan from Other MFIs	339,508	1.42	1,015,320	6.12
		Loan from Commercial Banks	-	-	-	-
		Other loans	-	-	-	-
		Donors' Fund	-	-	-	-
		Cumulative Surplus	10,328,157	43.35	8,488,420	51.17
		Other Fund	-	-	-	-
		Total	23,825,633	100.00	16,588,324	100.00
388	Palli Progoti Shahayak Samity 02178-00214-00280	Clients' Savings	169,616,497	27.01	159,936,069	27.54
		Loan from PKSf	327,700,000	52.19	312,049,996	53.74
		Loan from Govt.	-	-	-	-
		Loan from Other MFIs	-	-	-	-
		Loan from Commercial Banks	-	-	-	-
		Other loans	-	-	-	-
		Donors' Fund	-	-	-	-
		Cumulative Surplus	130,563,351	20.79	108,685,967	18.72
		Other Fund	-	-	-	-
		Total	627,879,848	100.00	580,672,032	100.00
389	Palli Rakkha Sangstha (PARAS) 01619-04118-00282	Clients' Savings	2,865,175	11.58	19,558,236	47.20
		Loan from PKSf	-	-	-	-
		Loan from Govt.	-	-	-	-
		Loan from Other MFIs	-	-	-	-
		Loan from Commercial Banks	-	-	-	-
		Other loans	3,695,000	14.94	3,695,000	8.92
		Donors' Fund	-	-	-	-
		Cumulative Surplus	12,862,741	51.99	12,862,741	31.04
		Other Fund	5,316,641	21.49	5,316,641	12.83
		Total	24,739,557	100.00	41,432,618	100.00
390	Palli Samonnaya O Shikkha Kallyan Parishad (Pasashik Parsad) 01235-00619-00037	Clients' Savings	7,321,268	77.83	7,948,010	85.51
		Loan from PKSf	-	-	-	-
		Loan from Govt.	1,680,000	17.86	-	-
		Loan from Other MFIs	-	-	-	-
		Loan from Commercial Banks	-	-	21,120	0.23
		Other loans	405,571	4.31	1,325,301	14.26
		Donors' Fund	-	-	-	-
		Cumulative Surplus	-	-	-	-
		Other Fund	-	-	-	-
		Total	9,406,839	100.00	9,294,431	100.00

SL No.	Name of MFI & Licence NO.	Fund Type	2012-2013 (in Tk.)	%	2011-2012 (in Tk.)	%
391	Palli Shishu Foundation of Bangladesh 00208-05115-00331	Clients' Savings	33,221,266	33.18	24,764,517	28.51
		Loan from PKSF	33,850,000	33.81	34,750,000	40.00
		Loan from Govt.	-	-	-	-
		Loan from Other MFIs	-	-	-	-
		Loan from Commercial Banks	-	-	-	-
		Other loans	6,625,052	6.62	6,534,914	7.52
		Donors' Fund	47,195	0.05	47,195	0.05
		Cumulative Surplus	24,130,106	24.10	18,431,505	21.22
		Other Fund	2,256,609	2.25	2,348,661	2.70
		Total	100,130,228	100.00	86,876,792	100.00
392	Palli Sohojogi Bishoyak Sangstha (ARCO) 00984-01198-00193	Clients' Savings	3,664,331	38.66	3,882,718	39.61
		Loan from PKSF	-	-	-	-
		Loan from Govt.	-	-	33,896	0.35
		Loan from Other MFIs	550,000	5.80	550,000	5.61
		Loan from Commercial Banks	-	-	-	-
		Other loans	2,052,657	21.66	2,444,026	24.93
		Donors' Fund	-	-	-	-
		Cumulative Surplus	3,211,445	33.88	2,891,738	29.50
		Other Fund	-	-	-	-
		Total	9,478,433	100.00	9,802,378	100.00
393	Palli Sree 01572-00660-00313	Clients' Savings	35,778,925	39.78	36,689,045	32.57
		Loan from PKSF	42,350,000	47.09	44,450,000	39.46
		Loan from Govt.	-	-	-	-
		Loan from Other MFIs	-	-	-	-
		Loan from Commercial Banks	-	-	-	-
		Other loans	1,454,281	1.62	1,379,054	1.22
		Donors' Fund	-	-	-	-
		Cumulative Surplus	10,354,404	11.51	30,122,628	26.74
		Other Fund	-	-	-	-
		Total	89,937,610	100.00	112,640,727	100.00
394	Palli Unnayan Foundation (R.D.F) 02909-04702-00705	Clients' Savings	2,693,191	52.08	2,596,725	62.36
		Loan from PKSF	-	-	-	-
		Loan from Govt.	42,400	0.82	40,000	0.96
		Loan from Other MFIs	-	-	-	-
		Loan from Commercial Banks	-	-	-	-
		Other loans	2,149,607	41.57	1,245,773	29.92
		Donors' Fund	-	-	-	-
		Cumulative Surplus	-	-	-	-
		Other Fund	286,275	5.54	281,299	6.76
		Total	5,171,473	100.00	4,163,797	100.00
395	Palli Unnayan Parishad 01667-00832-00440	Clients' Savings	7,412,722	47.39	6,022,070	47.12
		Loan from PKSF	3,000,000	19.18	3,500,000	27.39
		Loan from Govt.	1,958,165	12.52	330,224	2.58
		Loan from Other MFIs	-	-	-	-
		Loan from Commercial Banks	304,523	1.95	229,593	1.80
		Other loans	-	-	14,000	0.11
		Donors' Fund	659,950	4.22	659,950	5.16
		Cumulative Surplus	2,306,777	14.75	2,023,700	15.84
		Other Fund	-	-	-	-
		Total	15,642,137	100.00	12,779,537	100.00

SL No.	Name of MFI & Licence NO.	Fund Type	2012-2013 (in Tk.)	%	2011-2012 (in Tk.)	%
396	Palli Unnayan Sangstha 00095-01095-00554	Clients' Savings	5,780,053	57.31	5,172,228	65.54
		Loan from PKSF	-	-	-	-
		Loan from Govt.	700,000	6.94	-	-
		Loan from Other MFIs	-	-	-	-
		Loan from Commercial Banks	-	-	-	-
		Other loans	1,638,608	16.25	1,469,532	18.62
		Donors' Fund	-	-	-	-
		Cumulative Surplus	1,967,592	19.51	1,250,143	15.84
		Other Fund	-	-	-	-
		Total	10,086,253	100.00	7,891,903	100.00
397	Pally Bikash Kendra (PBK) 00529-03996-00190	Clients' Savings	147,330,118	37.39	123,565,104	34.42
		Loan from PKSF	166,283,707	42.20	173,950,001	48.45
		Loan from Govt.	-	-	-	-
		Loan from Other MFIs	-	-	-	-
		Loan from Commercial Banks	-	-	-	-
		Other loans	-	-	-	-
		Donors' Fund	-	-	-	-
		Cumulative Surplus	74,376,088	18.88	55,979,950	15.59
		Other Fund	6,026,174	1.53	5,517,028	1.54
		Total	394,016,087	100.00	359,012,083	100.00
398	Pally Unnayan Foundation 00388-01396-00689	Clients' Savings	4,562,390	36.11	3,679,342	38.78
		Loan from PKSF	-	-	-	-
		Loan from Govt.	-	-	-	-
		Loan from Other MFIs	-	-	-	-
		Loan from Commercial Banks	-	-	-	-
		Other loans	3,851,700	30.48	2,851,700	30.06
		Donors' Fund	-	-	-	-
		Cumulative Surplus	4,006,104	31.71	2,865,669	30.20
		Other Fund	215,086	1.70	90,988	0.96
		Total	12,635,280	100.00	9,487,699	100.00
399	Pally Unnayan Samaj Kallyan Sangstha 00140-01701-00254	Clients' Savings	24,486,940	90.45	2,029,524	45.56
		Loan from PKSF	-	-	-	-
		Loan from Govt.	-	-	-	-
		Loan from Other MFIs	-	-	-	-
		Loan from Commercial Banks	-	-	-	-
		Other loans	2,137,997	7.90	1,978,722	44.41
		Donors' Fund	-	-	-	-
		Cumulative Surplus	447,216	1.65	446,840	10.03
		Other Fund	-	-	-	-
		Total	27,072,153	100.00	4,455,086	100.00
400	Panchbibi Upazila Adibashi Multipurpose Development Organization (PUAMDO) 03517-03233-00553	Clients' Savings	2,459,011	23.28	1,940,716	20.58
		Loan from PKSF	-	-	-	-
		Loan from Govt.	1,471,813	13.93	771,813	8.19
		Loan from Other MFIs	-	-	-	-
		Loan from Commercial Banks	-	-	698,990	7.41
		Other loans	1,643,826	15.56	1,066,207	11.31
		Donors' Fund	-	-	-	-
		Cumulative Surplus	4,989,743	47.23	4,950,822	52.51
		Other Fund	-	-	-	-
		Total	10,564,393	100.00	9,428,548	100.00

SL No.	Name of MFI & Licence NO.	Fund Type	2012-2013 (in Tk.)	%	2011-2012 (in Tk.)	%
401	PANJERI SAMAJ UNNAYAN SANGSTHA (PSUS) 02066-00241-00737	Clients' Savings	3,650,448	50.17	4,616,736	58.76
		Loan from PKSF	-	-	-	-
		Loan from Govt.	-	-	-	-
		Loan from Other MFIs	-	-	-	-
		Loan from Commercial Banks	-	-	-	-
		Other loans	348,904	4.80	408,326	5.20
		Donors' Fund	10,000	0.14	-	-
		Cumulative Surplus	2,848,145	39.15	2,474,131	31.49
		Other Fund	418,265	5.75	357,158	4.55
		Total	7,275,762	100.00	7,856,351	100.00
402	Parash Moni Samajik Unnayan Sangstha 01849-01564-00473	Clients' Savings	4,121,461	41.11	3,770,379	39.22
		Loan from PKSF	4,030,000	40.20	4,680,000	48.68
		Loan from Govt.	700,000	6.98	-	-
		Loan from Other MFIs	-	-	-	-
		Loan from Commercial Banks	-	-	-	-
		Other loans	-	-	-	-
		Donors' Fund	-	-	-	-
		Cumulative Surplus	1,173,077	11.70	1,163,901	12.11
		Other Fund	-	-	-	-
		Total	10,024,538	100.00	9,614,280	100.00
403	Paribar Unnayan Sangstha (FDA) 00474-00243-00178	Clients' Savings	58,001,998	24.56	50,103,845	23.25
		Loan from PKSF	95,699,970	40.53	98,399,971	45.66
		Loan from Govt.	1,924,999	0.82	1,026,666	0.48
		Loan from Other MFIs	-	-	-	-
		Loan from Commercial Banks	-	-	-	-
		Other loans	-	-	-	-
		Donors' Fund	-	-	-	-
		Cumulative Surplus	65,505,789	27.74	60,613,500	28.13
		Other Fund	14,997,743	6.35	5,356,630	2.49
		Total	236,130,499	100.00	215,500,612	100.00
404	Pariber O Shishu Kallyan Kendra 02819-01137-00126	Clients' Savings	8,338,520	31.83	7,309,130	46.81
		Loan from PKSF	-	-	-	-
		Loan from Govt.	6,323,503	24.14	6,874,836	44.03
		Loan from Other MFIs	-	-	-	-
		Loan from Commercial Banks	10,000,000	38.17	-	-
		Other loans	31,359	0.12	99,359	0.64
		Donors' Fund	-	-	-	-
		Cumulative Surplus	1,503,465	5.74	1,330,992	8.52
		Other Fund	-	-	-	-
		Total	26,196,847	100.00	15,614,317	100.00
405	Participatory Development Organization (PDO) 00810-00012-00453	Clients' Savings	2,901,622	25.76	2,686,315	23.30
		Loan from PKSF	6,076,667	53.94	7,276,666	63.13
		Loan from Govt.	-	-	-	-
		Loan from Other MFIs	-	-	-	-
		Loan from Commercial Banks	-	-	-	-
		Other loans	640,000	5.68	300,000	2.60
		Donors' Fund	310,164	2.75	242,836	2.11
		Cumulative Surplus	1,224,688	10.87	942,266	8.17
		Other Fund	111,811	0.99	79,121	0.69
		Total	11,264,952	100	11,527,204	100

SL No.	Name of MFI & Licence NO.	Fund Type	2012-2013 (in Tk.)	%	2011-2012 (in Tk.)	%
406	Partner 03801-01542-00353	Clients' Savings	1,692,980	36.21	2,518,437	51.25
		Loan from PKSf	-	-	-	-
		Loan from Govt.	-	-	-	-
		Loan from Other MFIs	-	-	-	-
		Loan from Commercial Banks	-	-	-	-
		Other loans	-	-	-	-
		Donors' Fund	-	-	-	-
		Cumulative Surplus	2,982,526	63.79	2,395,475	48.75
		Other Fund	-	-	-	-
		Total	4,675,506	100.00	4,913,912	100.00
407	Patakuri Society 00649-00380-00261	Clients' Savings	18,067,055	50.19	13,057,316	50.05
		Loan from PKSf	12,166,667	33.80	8,200,000	31.43
		Loan from Govt.	537,726	1.49	747,726	2.87
		Loan from Other MFIs	-	-	-	-
		Loan from Commercial Banks	-	-	-	-
		Other loans	-	-	719,000	2.76
		Donors' Fund	-	-	-	-
		Cumulative Surplus	5,191,833	14.42	3,340,558	12.81
		Other Fund	35,445	0.10	22,490	0.09
		Total	35,998,726	100.00	26,087,090	100.00
408	Pathokoli Sangstha 01882-01666-00520	Clients' Savings	8,274,393	71.67	6,817,318	68.45
		Loan from PKSf	-	-	-	-
		Loan from Govt.	-	-	-	-
		Loan from Other MFIs	-	-	-	-
		Loan from Commercial Banks	839,550	7.27	1,000,000	10.04
		Other loans	150,000	1.30	150,000	1.51
		Donors' Fund	-	-	-	-
		Cumulative Surplus	2,281,841	19.76	1,991,798	20.00
		Other Fund	-	-	-	-
		Total	11,545,784	100.00	9,959,116	100.00
409	People's Welfare Foundation 00257-00066-00627	Clients' Savings	4,088,218	36.29	3,499,748	37.63
		Loan from PKSf	-	-	-	-
		Loan from Govt.	-	-	-	-
		Loan from Other MFIs	-	-	-	-
		Loan from Commercial Banks	-	-	-	-
		Other loans	4,712,510	41.83	3,805,000	40.91
		Donors' Fund	-	-	-	-
		Cumulative Surplus	1,903,308	16.90	1,625,259	17.47
		Other Fund	561,315	4.98	371,363	3.99
		Total	11,265,351	100.00	9,301,370	100.00
410	Peoples Development Society 02288-00609-00505	Clients' Savings	11,043,264	51.91	8,084,599	49.54
		Loan from PKSf	-	-	-	-
		Loan from Govt.	-	-	-	-
		Loan from Other MFIs	-	-	-	-
		Loan from Commercial Banks	-	-	-	-
		Other loans	9,805,787	46.09	7,871,612	48.23
		Donors' Fund	-	-	-	-
		Cumulative Surplus	424,867	2.00	363,758	2.23
		Other Fund	-	-	-	-
		Total	21,273,918	100.00	16,319,969	100.00

SL No.	Name of MFI & Licence NO.	Fund Type	2012-2013 (in Tk.)	%	2011-2012 (in Tk.)	%
411	Peoples Oriented Program Implementation (POPI) 02150-01563-00159	Clients' Savings	640,531,200	39.17	537,426,028	38.26
		Loan from PKSf	475,583,337	29.08	439,666,671	31.30
		Loan from Govt.	-	-	-	-
		Loan from Other MFIs	80,546,895	4.93	89,059,321	6.34
		Loan from Commercial Banks	192,589,891	11.78	141,535,742	10.08
		Other loans	-	-	-	-
		Donors' Fund	33,371,394	2.04	14,425,821	1.03
		Cumulative Surplus	117,592,479	7.19	105,081,844	7.48
		Other Fund	95,229,904	5.82	77,356,115	5.51
		Total	1,635,445,100	100.00	1,404,551,542	100.00
412	Perfect Trust 0090-01828-00416	Clients' Savings	20,066,612	68.40	19,103,487	65.07
		Loan from PKSf	-	-	-	-
		Loan from Govt.	-	-	-	-
		Loan from Other MFIs	-	-	-	-
		Loan from Commercial Banks	5,391,643	18.38	7,500,000	25.55
		Other loans	-	-	-	-
		Donors' Fund	-	-	-	-
		Cumulative Surplus	3,877,876	13.22	2,754,993	9.38
		Other Fund	-	-	-	-
		Total	29,336,131	100.00	29,358,480	100.00
413	PIDIM Foundation 00935-00094-00162	Clients' Savings	214,748,689	44.14	164,918,516	44.39
		Loan from PKSf	185,807,369	38.19	138,966,668	37.41
		Loan from Govt.	-	-	-	-
		Loan from Other MFIs	-	-	-	-
		Loan from Commercial Banks	-	-	-	-
		Other loans	10,101,933	2.08	19,373,285	5.21
		Donors' Fund	-	-	-	-
		Cumulative Surplus	75,870,325	15.59	48,239,540	12.99
		Other Fund	1,500	0.00	1,500	0.00
		Total	486,529,816	100.00	371,499,509	100.00
414	Polli Unnayan Kormosuchi 00202-01963-00719	Clients' Savings	1,386,485	24.58	1,491,600	31.82
		Loan from PKSf	-	-	-	-
		Loan from Govt.	-	-	-	-
		Loan from Other MFIs	-	-	-	-
		Loan from Commercial Banks	-	-	-	-
		Other loans	3,758,768	66.64	2,800,000	59.73
		Donors' Fund	-	-	-	-
		Cumulative Surplus	494,921	8.77	396,268	8.45
		Other Fund	-	-	-	-
		Total	5,640,174	100.00	4,687,868	100.00
415	Polly Arthik Unnayan Karzocrom 00861-02582-00735	Clients' Savings	5,481,596	70.46	7,850,561	73.20
		Loan from PKSf	-	-	-	-
		Loan from Govt.	-	-	-	-
		Loan from Other MFIs	-	-	-	-
		Loan from Commercial Banks	-	-	-	-
		Other loans	1,290,000	16.58	1,900,000	17.72
		Donors' Fund	-	-	-	-
		Cumulative Surplus	1,007,580	12.95	974,615	9.09
		Other Fund	-	-	-	-
		Total	7,779,176	100.00	10,725,176	100.00

SL No.	Name of MFI & Licence NO.	Fund Type	2012-2013 (in Tk.)	%	2011-2012 (in Tk.)	%
416	Polly Sheba Shangstha 00021-00760-00210	Clients' Savings	1,937,149	14.56	1,599,688	13.37
		Loan from PKSf	500,000	3.76	-	-
		Loan from Govt.	4,666,671	35.08	4,546,113	37.99
		Loan from Other MFIs	-	-	-	-
		Loan from Commercial Banks	-	-	-	-
		Other loans	4,650,000	34.95	4,562,400	38.13
		Donors' Fund	-	-	-	-
		Cumulative Surplus	1,550,040	11.65	1,257,866	10.51
		Other Fund	-	-	-	-
		Total	13,303,860	100.00	11,966,067	100.00
417	Poor Human Integrated Social Welfare Organization 01308-01875-00717	Clients' Savings	3,257,981	57.03	3,201,387	60.44
		Loan from PKSf	-	-	-	-
		Loan from Govt.	-	-	-	-
		Loan from Other MFIs	-	-	-	-
		Loan from Commercial Banks	-	-	-	-
		Other loans	940,000	16.45	875,000	16.52
		Donors' Fund	-	-	-	-
		Cumulative Surplus	738,044	12.92	515,167	9.73
		Other Fund	776,654	13.60	705,429	13.32
		Total	5,712,679	100.00	5,296,983	100.00
418	Poor Relief Services & Health Assistance Society 01398-01622-00623	Clients' Savings	2,597,506	31.54	2,115,113	30.53
		Loan from PKSf	-	-	-	-
		Loan from Govt.	-	-	-	-
		Loan from Other MFIs	-	-	-	-
		Loan from Commercial Banks	-	-	-	-
		Other loans	2,424,615	29.44	1,968,377	28.42
		Donors' Fund	-	-	-	-
		Cumulative Surplus	3,213,685	39.02	2,843,506	41.05
		Other Fund	-	-	-	-
		Total	8,235,806	100.00	6,926,996	100.00
419	Poor Welfare Organization (PWO) 01616-01384-00204	Clients' Savings	13,906,087	62.90	11,150,007	62.96
		Loan from PKSf	-	-	-	-
		Loan from Govt.	-	-	-	-
		Loan from Other MFIs	-	-	-	-
		Loan from Commercial Banks	-	-	-	-
		Other loans	-	-	-	-
		Donors' Fund	-	-	-	-
		Cumulative Surplus	7,336,628	33.18	6,079,781	34.33
		Other Fund	866,450	3.92	478,626	2.70
		Total	22,109,165	100.00	17,708,414	100.00
420	Poribar Kallyan Sahayak Samittee (PKSS) 01770-01587-00578	Clients' Savings	1,674,023	32.21	1,304,359	28.08
		Loan from PKSf	-	-	-	-
		Loan from Govt.	-	-	-	-
		Loan from Other MFIs	-	-	-	-
		Loan from Commercial Banks	-	-	-	-
		Other loans	2,160,633	41.57	2,182,633	46.99
		Donors' Fund	-	-	-	-
		Cumulative Surplus	1,363,109	26.22	1,157,667	24.92
		Other Fund	-	-	-	-
		Total	5,197,765	100.00	4,644,659	100.00

SL No.	Name of MFI & Licence NO.	Fund Type	2012-2013 (in Tk.)	%	2011-2012 (in Tk.)	%
421	Poribar Unnayon Foundation (F,D,F) 00566-00036-00622	Clients' Savings	2,543,259	51.16	2,218,325	49.32
		Loan from PKSF	-	-	-	-
		Loan from Govt.	-	-	-	-
		Loan from Other MFIs	-	-	-	-
		Loan from Commercial Banks	-	-	-	-
		Other loans	1,622,787	32.64	1,579,448	35.11
		Donors' Fund	-	-	-	-
		Cumulative Surplus	570,192	11.47	554,510	12.33
		Other Fund	235,028	4.73	145,840	3.24
		Total	4,971,266	100.00	4,498,123	100.00
422	Posobid Unnoyon Sangstha 00805-00006-00002	Clients' Savings	3,507,895	26.26	4,335,448	31.52
		Loan from PKSF	1,000,000	7.49	1,075,000	7.81
		Loan from Govt.	1,564,876	11.71	1,216,498	8.84
		Loan from Other MFIs	-	-	-	-
		Loan from Commercial Banks	-	-	110,000	0.80
		Other loans	748,532	5.60	200,000	1.45
		Donors' Fund	-	-	-	-
		Cumulative Surplus	6,537,729	48.94	6,819,458	49.57
		Other Fund	-	-	-	-
		Total	13,359,032	100.00	13,756,404	100.00
423	Poverty Alleviation and Social Advancement Association 03434-00816-00471	Clients' Savings	6,869,197	45.82	6,077,533	46.17
		Loan from PKSF	-	-	-	-
		Loan from Govt.	-	-	-	-
		Loan from Other MFIs	-	-	-	-
		Loan from Commercial Banks	-	-	-	-
		Other loans	5,422,354	36.17	4,812,911	36.57
		Donors' Fund	-	-	-	-
		Cumulative Surplus	2,424,255	16.17	1,996,571	15.17
		Other Fund	275,000	1.83	275,000	2.09
		Total	14,990,806	100.00	13,162,015	100.00
424	Poverty Alleviation Drive, PAD-TANGAIL 00751-00623-00255	Clients' Savings	4,475,179	32.14	5,042,414	36.55
		Loan from PKSF	-	-	-	-
		Loan from Govt.	-	-	-	-
		Loan from Other MFIs	-	-	-	-
		Loan from Commercial Banks	-	-	-	-
		Other loans	855,000	6.14	555,000	4.02
		Donors' Fund	-	-	8,121	0.06
		Cumulative Surplus	8,591,771	61.71	8,191,270	59.37
		Other Fund	-	-	-	-
		Total	13,921,950	100.00	13,796,805	100.00
425	Poverty Alleviation Through Participatory Rural Initiatives (Papri) 00571-00090-00107	Clients' Savings	40,612,028	41.98	34,437,067	42.20
		Loan from PKSF	-	-	-	-
		Loan from Govt.	-	-	-	-
		Loan from Other MFIs	-	-	-	-
		Loan from Commercial Banks	-	-	-	-
		Other loans	-	-	-	-
		Donors' Fund	-	-	-	-
		Cumulative Surplus	49,895,641	51.57	42,137,938	51.64
		Other Fund	6,236,376	6.45	5,027,682	6.16
		Total	96,744,045	100.00	81,602,687	100.00

SL No.	Name of MFI & Licence NO.	Fund Type	2012-2013 (in Tk.)	%	2011-2012 (in Tk.)	%
426	Prantic Unnayan Society 01852-00758-00613	Clients' Savings	4,104,169	31.25	2,717,727	21.81
		Loan from PKSF	-	-	-	-
		Loan from Govt.	-	-	-	-
		Loan from Other MFIs	-	-	-	-
		Loan from Commercial Banks	3,919,020	29.84	5,399,146	43.34
		Other loans	2,181,229	16.61	1,418,005	11.38
		Donors' Fund	-	-	-	-
		Cumulative Surplus	2,926,858	22.29	2,923,921	23.47
		Other Fund	-	-	-	-
		Total	13,131,276	100.00	12,458,799	100.00
427	Pratibandhi Kallyan Kendra 05094-02747-00625	Clients' Savings	2,827,749	42.35	2,209,212	39.27
		Loan from PKSF	-	-	-	-
		Loan from Govt.	-	-	-	-
		Loan from Other MFIs	-	-	-	-
		Loan from Commercial Banks	-	-	-	-
		Other loans	482,150	7.22	100,000	1.78
		Donors' Fund	2,515,559	37.68	2,515,559	44.71
		Cumulative Surplus	851,141	12.75	801,617	14.25
		Other Fund	-	-	-	-
		Total	6,676,599	100.00	5,626,388	100.00
428	Prattasha Samaj Kallyan Sangstha 00535-02541-00397	Clients' Savings	2,738,138	37.48	3,085,298	34.54
		Loan from PKSF	-	-	-	-
		Loan from Govt.	-	-	-	-
		Loan from Other MFIs	-	-	-	-
		Loan from Commercial Banks	3,155,000	43.18	4,260,000	47.69
		Other loans	1,334,219	18.26	1,586,999	17.77
		Donors' Fund	-	-	-	-
		Cumulative Surplus	78,612	1.08	195	0.00
		Other Fund	-	-	-	-
		Total	7,305,969	100.00	8,932,492	100.00
429	PRISM Bangladesh 00521-00022-00307	Clients' Savings	111,998,570	31.38	93,408,186	31.27
		Loan from PKSF	155,483,335	43.57	140,249,999	46.95
		Loan from Govt.	-	-	-	-
		Loan from Other MFIs	-	-	-	-
		Loan from Commercial Banks	-	-	-	-
		Other loans	-	-	-	-
		Donors' Fund	-	-	-	-
		Cumulative Surplus	80,112,185	22.45	59,521,662	19.93
		Other Fund	9,263,768	2.60	5,520,104	1.85
		Total	356,857,858	100.00	298,699,951	100.00
430	Prodipan 00987-00690-00194	Clients' Savings	23,072,026	64.40	22,347,318	60.12
		Loan from PKSF	40,089,073	111.91	40,959,073	110.18
		Loan from Govt.	-	-	-	-
		Loan from Other MFIs	-	-	-	-
		Loan from Commercial Banks	-	-	-	-
		Other loans	-	-	-	-
		Donors' Fund	-	-	-	-
		Cumulative Surplus	-27,337,581	-76.31	-26,132,948	-70.30
		Other Fund	-	-	-	-
		Total	35,823,518	100.00	37,173,443	100.00

SL No.	Name of MFI & Licence NO.	Fund Type	2012-2013 (in Tk.)	%	2011-2012 (in Tk.)	%
431	Progoti Samajkallyan Sangstha (PSS) 01987-01454-00048	Clients' Savings	11,068,311	19.43	10,338,031	22.38
		Loan from PKSF	40,800,000	71.62	32,100,000	69.50
		Loan from Govt.	-	-	-	-
		Loan from Other MFIs	-	-	-	-
		Loan from Commercial Banks	-	-	-	-
		Other loans	-	-	-	-
		Donors' Fund	-	-	-	-
		Cumulative Surplus	5,102,256	8.96	3,751,280	8.12
		Other Fund	-	-	-	-
		Total	56,970,567	100.00	46,189,311	100.00
432	Progoti Kendro 00474-01835-00437	Clients' Savings	4,063,729	12.07	3,527,525	22.59
		Loan from PKSF	-	-	-	-
		Loan from Govt.	700,000	2.08	-	-
		Loan from Other MFIs	-	-	-	-
		Loan from Commercial Banks	27,802,950	82.57	12,076,678	77.34
		Other loans	1,424,585	4.23	50,635	0.32
		Donors' Fund	-	-	-	-
		Cumulative Surplus	-602,789	-1.79	-168,670	-1.08
		Other Fund	283,735	0.84	129,195	0.83
		Total	33,672,210	100.00	15,615,363	100.00
433	Program for Community Development (PCD) 01508-00703-00135	Clients' Savings	53,924,577	23.66	39,506,245	21.68
		Loan from PKSF	102,033,308	44.77	90,733,306	49.79
		Loan from Govt.	-	-	-	-
		Loan from Other MFIs	-	-	-	-
		Loan from Commercial Banks	-	-	-	-
		Other loans	-	-	-	-
		Donors' Fund	-	-	-	-
		Cumulative Surplus	64,790,588	28.43	52,001,860	28.53
		Other Fund	7,163,713	3.14	-	-
		Total	227,912,186	100.00	182,241,411	100.00
434	Progress (Akti Samaj Unnayanmulak Sangstha) 01973-02543-00169	Clients' Savings	73,137,168	47.54	83,782,541	33.10
		Loan from PKSF	84,666,646	55.03	145,083,312	57.32
		Loan from Govt.	5,260,000	3.42	-	-
		Loan from Other MFIs	-	-	-	-
		Loan from Commercial Banks	-	-	-	-
		Other loans	-	-	-	-
		Donors' Fund	-	-	-	-
		Cumulative Surplus	-14,682,554	-9.54	19,133,256	7.56
		Other Fund	5,477,719	3.56	5,102,056	2.02
		Total	153,858,979	100.00	253,101,165	100.00
435	Projukti Peeth 03109-01999-00547	Clients' Savings	3,728,775	33.43	2,989,169	34.33
		Loan from PKSF	-	-	-	-
		Loan from Govt.	-	-	-	-
		Loan from Other MFIs	-	-	-	-
		Loan from Commercial Banks	-	-	-	-
		Other loans	2,825,000	25.33	1,425,000	16.37
		Donors' Fund	-	-	-	-
		Cumulative Surplus	3,549,793	31.83	3,413,405	39.20
		Other Fund	1,049,358	9.41	879,750	10.10
		Total	11,152,926	100.00	8,707,324	100.00

SL No.	Name of MFI & Licence NO.	Fund Type	2012-2013 (in Tk.)	%	2011-2012 (in Tk.)	%
436	PROKAS (Proshikkan Karmasangsthan O Artha-Samajic Unnayan Sangstha 03647-01306-00370	Clients' Savings	13,719,538	27.53	11,636,883	26.05
		Loan from PKSF	-	-	-	-
		Loan from Govt.	543,460	1.09	525,346	1.18
		Loan from Other MFIs	284,988	0.57	1,824,996	4.09
		Loan from Commercial Banks	2,500,000	5.02	-	-
		Other loans	2,239,215	4.49	3,441,230	7.70
		Donors' Fund	-	-	-	-
		Cumulative Surplus	30,551,320	61.30	27,235,234	60.98
		Other Fund	-	-	-	-
	Total	49,838,521	100.00	44,663,689	100.00	
437	Proshika Manabik Unnayan Kendro 00152-03135-00600	Clients' Savings	1,722,166,577	77.86	1,648,517,172	74.65
		Loan from PKSF	752,166,647	34.01	752,166,647	34.06
		Loan from Govt.	-	-	-	-
		Loan from Other MFIs	-	-	-	-
		Loan from Commercial Banks	195,897,625	8.86	195,897,625	8.87
		Other loans	338,168,512	15.29	334,931,438	15.17
		Donors' Fund	2,077,934,052	93.94	2,077,934,052	94.10
		Cumulative Surplus	-2,817,294,706	-127.37	-2,744,085,517	-124.27
		Other Fund	-57,142,151	-2.58	-57,142,151	-2.59
	Total	2,211,896,556	100.00	2,208,219,266	100.00	
438	Protiddhani Samaj Unnaya Sangstha 01925-03159-00616	Clients' Savings	2,016,779	42.45	1,848,824	43.98
		Loan from PKSF	-	-	-	-
		Loan from Govt.	-	-	-	-
		Loan from Other MFIs	-	-	-	-
		Loan from Commercial Banks	-	-	-	-
		Other loans	616,500	12.98	581,500	13.83
		Donors' Fund	-	-	-	-
		Cumulative Surplus	2,117,712	44.57	1,773,896	42.19
		Other Fund	-	-	-	-
	Total	4,750,991	100.00	4,204,220	100.00	
439	Protiggya Parishad 01405-00926-00421	Clients' Savings	7,120,251	28.12	6,524,860	42.68
		Loan from PKSF	-	-	-	-
		Loan from Govt.	-	-	-	-
		Loan from Other MFIs	-	-	-	-
		Loan from Commercial Banks	-	-	-	-
		Other loans	-	-	7,963,071	52.09
		Donors' Fund	-	-	-	-
		Cumulative Surplus	17,697,349	69.89	800,655	5.24
		Other Fund	505,126	1.99	-	-
	Total	25,322,726	100.00	15,288,586	100.00	
440	Protisruti Manobik Bikash Sangstha 04558-01053-00568	Clients' Savings	2,348,288	36.49	1,970,426	38.53
		Loan from PKSF	-	-	-	-
		Loan from Govt.	-	-	-	-
		Loan from Other MFIs	-	-	-	-
		Loan from Commercial Banks	-	-	-	-
		Other loans	2,300,000	35.74	1,850,000	36.18
		Donors' Fund	150,000	2.33	150,000	2.93
		Cumulative Surplus	1,637,961	25.45	1,143,429	22.36
		Other Fund	-	-	-	-
	Total	6,436,249	100.00	5,113,855	100.00	

SL No.	Name of MFI & Licence NO.	Fund Type	2012-2013 (in Tk.)	%	2011-2012 (in Tk.)	%
441	Prottoy Unnayan Sangstha 02234-00389-00020	Clients' Savings	9,746,037	48.38	8,391,486	49.56
		Loan from PKSF	-	-	-	-
		Loan from Govt.	950,000	4.72	513,908	3.04
		Loan from Other MFIs	-	-	214,375	1.27
		Loan from Commercial Banks	3,786,191	18.79	2,686,191	15.87
		Other loans	1,265,994	6.28	1,084,998	6.41
		Donors' Fund	-	-	-	-
		Cumulative Surplus	4,397,555	21.83	4,039,960	23.86
		Other Fund	-	-	-	-
		Total	20,145,777	100.00	16,930,918	100.00
442	Protyyashi 00284-00304-00145	Clients' Savings	300,534,590	31.76	216,235,136	29.63
		Loan from PKSF	386,649,999	40.86	327,900,000	44.93
		Loan from Govt.	446,933	0.05	264,702	0.04
		Loan from Other MFIs	-	-	-	-
		Loan from Commercial Banks	-	-	-	-
		Other loans	4,000,000	0.42	-	-
		Donors' Fund	-	-	-	-
		Cumulative Surplus	254,562,768	26.90	185,391,487	25.40
		Other Fund	-	-	-	-
		Total	946,194,290	100.00	729,791,325	100.00
443	Proyas Manobik Unnayan Society 00978-00986-00248	Clients' Savings	55,625,185	21.84	41,370,732	24.47
		Loan from PKSF	167,291,650	65.69	102,295,821	60.49
		Loan from Govt.	-	-	-	-
		Loan from Other MFIs	-	-	-	-
		Loan from Commercial Banks	-	-	-	-
		Other loans	881,823	0.35	148,102	0.09
		Donors' Fund	-	-	-	-
		Cumulative Surplus	28,780,532	11.30	23,221,414	13.73
		Other Fund	2,081,561	0.82	2,064,068	1.22
		Total	254,660,751	100.00	169,100,137	100.00
444	Proyash Unnayan Sangstha 03596-01741-00439	Clients' Savings	10,390,911	61.68	8,800,211	62.76
		Loan from PKSF	-	-	-	-
		Loan from Govt.	1,400,000	8.31	-	-
		Loan from Other MFIs	-	-	-	-
		Loan from Commercial Banks	-	-	-	-
		Other loans	1,802,962	10.70	2,546,962	18.16
		Donors' Fund	-	-	-	-
		Cumulative Surplus	2,456,128	14.58	1,941,854	13.85
		Other Fund	796,024	4.73	733,115	5.23
		Total	16,846,025	100.00	14,022,142	100.00
445	Rajshahi Social Development Program (RSDP) 02107-00182-00074	Clients' Savings	7,546,484	39.02	6,132,207	31.59
		Loan from PKSF	-	-	-	-
		Loan from Govt.	700,000	3.62	-	-
		Loan from Other MFIs	-	-	-	-
		Loan from Commercial Banks	8,863,440	45.83	11,216,745	57.78
		Other loans	-	-	-	-
		Donors' Fund	-	-	-	-
		Cumulative Surplus	2,229,741	11.53	2,062,606	10.63
		Other Fund	-	-	-	-
		Total	19,339,665	100.00	19,411,558	100.00

SL No.	Name of MFI & Licence NO.	Fund Type	2012-2013 (in Tk.)	%	2011-2012 (in Tk.)	%
446	Rangpur Health & Educationi Improvement Society 00933-00078-00457	Clients' Savings	11,098,899	41.24	10,007,507	41.03
		Loan from PKSF	-	-	-	-
		Loan from Govt.	-	-	-	-
		Loan from Other MFIs	-	-	-	-
		Loan from Commercial Banks	-	-	-	-
		Other loans	3,500,000	13.01	3,500,000	14.35
		Donors' Fund	-	-	-	-
		Cumulative Surplus	7,617,173	28.31	7,117,284	29.18
		Other Fund	4,693,616	17.44	3,763,497	15.43
		Total	26,909,688	100.00	24,388,288	100.00
447	Rangpur Unnayan Samajik Sangstha (RDSS) 02547-00551-00076	Clients' Savings	7,895,502	31.30	7,682,355	31.26
		Loan from PKSF	-	-	-	-
		Loan from Govt.	-	-	-	-
		Loan from Other MFIs	827,500	3.28	827,500	3.37
		Loan from Commercial Banks	-	-	-	-
		Other loans	-	-	-	-
		Donors' Fund	-	-	-	-
		Cumulative Surplus	16,499,634	65.42	16,068,669	65.38
		Other Fund	-	-	-	-
		Total	25,222,636	100.00	24,578,524	100.00
448	RDRS Bangladesh 00143-00175-00192	Clients' Savings	870,441,032	35.17	785,134,798	36.32
		Loan from PKSF	326,166,658	13.18	370,416,662	17.14
		Loan from Govt.	-	-	-	-
		Loan from Other MFIs	258,125,000	10.43	129,250,000	5.98
		Loan from Commercial Banks	-	-	-	-
		Other loans	-	-	-	-
		Donors' Fund	476,236,379	19.24	476,236,379	22.03
		Cumulative Surplus	308,408,667	12.46	203,094,099	9.40
		Other Fund	235,355,564	9.51	197,534,752	9.14
		Total	2,474,733,300	100.00	2,161,666,690	100.00
449	Relation 00302-01029-00652	Clients' Savings	1,467,362	26.23	1,685,172	29.33
		Loan from PKSF	-	-	-	-
		Loan from Govt.	-	-	-	-
		Loan from Other MFIs	-	-	-	-
		Loan from Commercial Banks	-	-	-	-
		Other loans	3,212,435	57.43	3,412,435	59.39
		Donors' Fund	-	-	-	-
		Cumulative Surplus	914,081	16.34	647,814	11.28
		Other Fund	-	-	-	-
		Total	5,593,878	100.00	5,745,421	100.00
450	Resource Development Foundation (RDF) 00924-00476-00429	Clients' Savings	72,727,345	9.33	52,628,887	10.87
		Loan from PKSF	-	-	-	-
		Loan from Govt.	667,343	0.09	970,677	0.20
		Loan from Other MFIs	7,108,473	0.91	7,041,130	1.45
		Loan from Commercial Banks	666,190,533	85.42	379,706,863	78.42
		Other loans	4,716,034	0.60	18,057,656	3.73
		Donors' Fund	-	-	-	-
		Cumulative Surplus	28,489,535	3.65	25,812,162	5.33
		Other Fund	-	-	-	-
		Total	779,899,263	100.00	484,217,375	100.00

SL No.	Name of MFI & Licence NO.	Fund Type	2012-2013 (in Tk.)	%	2011-2012 (in Tk.)	%
451	Resource Integration Centre (RIC) 00349-01375-00167	Clients' Savings	622,250,673	36.06	515,102,475	32.20
		Loan from PKSF	813,749,992	47.15	812,499,994	50.79
		Loan from Govt.	-	-	-	-
		Loan from Other MFIs	-	-	-	-
		Loan from Commercial Banks	-	-	-	-
		Other loans	51,888,530	3.01	53,692,745	3.36
		Donors' Fund	-	-	-	-
		Cumulative Surplus	237,918,373	13.79	218,479,846	13.66
		Other Fund	-	-	-	-
		Total	1,725,807,567	100.00	1,599,775,060	100.00
452	Retired Grameen Banker's Foundation 02450-02480-00664	Clients' Savings	2,818,256	56.39	2,329,376	50.70
		Loan from PKSF	-	-	-	-
		Loan from Govt.	-	-	-	-
		Loan from Other MFIs	-	-	-	-
		Loan from Commercial Banks	-	-	-	-
		Other loans	1,000,000	20.01	1,255,000	27.31
		Donors' Fund	-	-	-	-
		Cumulative Surplus	1,179,122	23.59	1,010,200	21.99
		Other Fund	-	-	-	-
		Total	4,997,378	100.00	4,594,576	100.00
453	RISDA-Bangladesh 00018-00267-00611	Clients' Savings	2,315,961	35.42	2,232,322	39.16
		Loan from PKSF	-	-	-	-
		Loan from Govt.	-	-	-	-
		Loan from Other MFIs	-	-	-	-
		Loan from Commercial Banks	-	-	-	-
		Other loans	1,287,500	19.69	1,055,000	18.51
		Donors' Fund	-	-	-	-
		Cumulative Surplus	2,934,370	44.88	2,412,632	42.33
		Other Fund	-	-	-	-
		Total	6,537,831	100.00	5,699,954	100.00
454	Rova Foundation 00858-00806-00138	Clients' Savings	19,086,097	22.46	16,208,668	17.04
		Loan from PKSF	48,500,000	57.07	47,450,000	49.89
		Loan from Govt.	-	-	-	-
		Loan from Other MFIs	7,589,424	8.93	7,589,424	7.98
		Loan from Commercial Banks	-	-	-	-
		Other loans	-	-	100,000	0.11
		Donors' Fund	-	-	-	-
		Cumulative Surplus	5,677,812	6.68	19,232,226	20.22
		Other Fund	4,132,189	4.86	4,524,987	4.76
		Total	84,985,522	100.00	95,105,305	100.00
455	Rupa 02366-00671-00695	Clients' Savings	4,595,279	40.72	3,443,794	47.37
		Loan from PKSF	-	-	-	-
		Loan from Govt.	-	-	-	-
		Loan from Other MFIs	-	-	-	-
		Loan from Commercial Banks	-	-	-	-
		Other loans	4,198,615	37.21	2,076,831	28.57
		Donors' Fund	-	-	-	-
		Cumulative Surplus	2,109,315	18.69	1,518,480	20.89
		Other Fund	381,857	3.38	230,564	3.17
		Total	11,285,066	100.00	7,269,669	100.00

SL No.	Name of MFI & Licence NO.	Fund Type	2012-2013 (in Tk.)	%	2011-2012 (in Tk.)	%
456	Rural Advancement Committee (RAC) 03012-02315-00692	Clients' Savings	3,759,026	31.51	3,976,065	34.51
		Loan from PKSF	-	-	-	-
		Loan from Govt.	1,555,402	13.04	1,411,712	12.25
		Loan from Other MFIs	-	-	-	-
		Loan from Commercial Banks	-	-	-	-
		Other loans	694,838	5.82	1,058,277	9.19
		Donors' Fund	-	-	-	-
		Cumulative Surplus	5,920,186	49.63	5,074,388	44.05
		Other Fund	-	-	-	-
		Total	11,929,452	100.00	11,520,442	100.00
457	Rural Advancement Committee for Bangladesh (RAC-BANGLADESH) 00903-04841-00120	Clients' Savings	2,647,533	67.00	3,285,262	71.57
		Loan from PKSF	-	-	-	-
		Loan from Govt.	854,000	21.61	1,302,000	28.36
		Loan from Other MFIs	-	-	-	-
		Loan from Commercial Banks	-	-	-	-
		Other loans	1,319,419	33.39	1,045,716	22.78
		Donors' Fund	-	-	-	-
		Cumulative Surplus	-869,277	-22.00	-1,042,531	-22.71
		Other Fund	-	-	-	-
		Total	3,951,675	100.00	4,590,447	100.00
458	Rural Development and Welfare Foundation (RDWF) 01565-00555-00262	Clients' Savings	26,145,479	56.29	22,772,628	57.50
		Loan from PKSF	-	-	-	-
		Loan from Govt.	-	-	-	-
		Loan from Other MFIs	-	-	-	-
		Loan from Commercial Banks	-	-	-	-
		Other loans	1,600,000	3.44	-	-
		Donors' Fund	-	-	-	-
		Cumulative Surplus	18,113,621	39.00	16,340,933	41.26
		Other Fund	586,000	1.26	490,000	1.24
		Total	46,445,100	100.00	39,603,561	100.00
459	Rural Development Associate (R,D,A) 00097-02216-00681	Clients' Savings	2,614,493	51.79	2,444,053	60.30
		Loan from PKSF	-	-	-	-
		Loan from Govt.	-	-	-	-
		Loan from Other MFIs	-	-	-	-
		Loan from Commercial Banks	-	-	-	-
		Other loans	-	-	-	-
		Donors' Fund	-	-	-	-
		Cumulative Surplus	2,433,880	48.21	1,608,905	39.70
		Other Fund	-	-	-	-
		Total	5,048,373	100.00	4,052,958	100.00
460	Rural Development Sangstha (RDS) 00193-00028-00374	Clients' Savings	65,857,265	51.25	54,056,754	51.97
		Loan from PKSF	27,700,000	21.56	18,300,000	17.59
		Loan from Govt.	-	-	-	-
		Loan from Other MFIs	-	-	-	-
		Loan from Commercial Banks	-	-	-	-
		Other loans	-	-	2,051,008	1.97
		Donors' Fund	-	-	-	-
		Cumulative Surplus	34,057,338	26.51	29,600,199	28.46
		Other Fund	876,839	0.68	-	-
		Total	128,491,442	100.00	104,007,961	100.00

SL No.	Name of MFI & Licence NO.	Fund Type	2012-2013 (in Tk.)	%	2011-2012 (in Tk.)	%
461	Rural Economic Development Association (REDA) 01505-04521-00292	Clients' Savings	2,186,775	12.74	2,283,820	12.17
		Loan from PKSF	-	-	-	-
		Loan from Govt.	6,568,380	38.27	6,568,380	35.00
		Loan from Other MFIs	-	-	325,000	1.73
		Loan from Commercial Banks	3,675,500	21.41	3,675,500	19.59
		Other loans	2,160,867	12.59	3,457,042	18.42
		Donors' Fund	-	-	-	-
		Cumulative Surplus	2,571,955	14.99	2,456,108	13.09
		Other Fund	-	-	-	-
		Total	17,163,477	100.00	18,765,850	100.00
462	Rural Economic Development Aid Society (REDAS) 00964-00780-00432	Clients' Savings	20,801,022	50.44	11,153,094	51.77
		Loan from PKSF	-	-	-	-
		Loan from Govt.	-	-	-	-
		Loan from Other MFIs	-	-	-	-
		Loan from Commercial Banks	1,152,782	2.80	-	-
		Other loans	2,343,837	5.68	1,010,978	4.69
		Donors' Fund	322	0.00	-	-
		Cumulative Surplus	14,273,531	34.61	8,196,040	38.05
		Other Fund	2,666,431	6.47	1,182,168	5.49
		Total	41,237,925	100.00	21,542,280	100.00
463	Rural Economic Development Program 00194-01983-00412	Clients' Savings	4,806,585	58.26	5,577,115	60.89
		Loan from PKSF	-	-	-	-
		Loan from Govt.	-	-	-	-
		Loan from Other MFIs	-	-	-	-
		Loan from Commercial Banks	-	-	-	-
		Other loans	2,616,676	31.72	2,674,676	29.20
		Donors' Fund	-	-	-	-
		Cumulative Surplus	826,349	10.02	908,064	9.91
		Other Fund	-	-	-	-
		Total	8,249,610	100.00	9,159,855	100.00
464	Rural Economic Support & Care for the Under Privileged (RESCU) 02453-02558-00206	Clients' Savings	2,311,970	31.62	2,818,597	35.19
		Loan from PKSF	4,040,000	55.26	4,260,000	53.18
		Loan from Govt.	-	-	-	-
		Loan from Other MFIs	655,000	8.96	655,000	8.18
		Loan from Commercial Banks	-	-	-	-
		Other loans	-	-	-	-
		Donors' Fund	-	-	-	-
		Cumulative Surplus	303,830	4.16	276,863	3.46
		Other Fund	-	-	-	-
		Total	7,310,800	100.00	8,010,460	100.00
465	Rural Economy & Agricultural Development Organization of Bangladesh(READO) 02896-01040-00730	Clients' Savings	3,101,945	46.08		
		Loan from PKSF	-	-	-	-
		Loan from Govt.	-	-	-	-
		Loan from Other MFIs	-	-	-	-
		Loan from Commercial Banks	-	-	-	-
		Other loans	1,107,967	16.46	-	-
		Donors' Fund	-	-	-	-
		Cumulative Surplus	2,521,643	37.46	-	-
		Other Fund	-	-	-	-
		Total	6,731,555	100.00	-	-

SL No.	Name of MFI & Licence NO.	Fund Type	2012-2013 (in Tk.)	%	2011-2012 (in Tk.)	%
466	Rural Health Education and Credit Organization (Rheco) 00773-00195-00291	Clients' Savings	11,615,955	33.09	10,341,617	36.48
		Loan from PKSf	5,250,000	14.96	-	-
		Loan from Govt.	1,077,951	3.07	697,240	2.46
		Loan from Other MFIs	747,889	2.13	1,297,889	4.58
		Loan from Commercial Banks	-	-	-	-
		Other loans	649,000	1.85	1,109,000	3.91
		Donors' Fund	-	-	-	-
		Cumulative Surplus	14,185,986	40.41	14,819,229	52.28
		Other Fund	1,576,221	4.49	80,700	0.28
		Total	35,103,002	100.00	28,345,675	100.00
467	Rural Reconstruction Foundation 01372-00199-00026	Clients' Savings	404,839,201	28.24	363,458,143	26.48
		Loan from PKSf	635,666,658	44.34	633,999,994	46.19
		Loan from Govt.	-	-	-	-
		Loan from Other MFIs	-	-	-	-
		Loan from Commercial Banks	247,125,285	17.24	266,851,561	19.44
		Other loans	6,605,690	0.46	5,092,000	0.37
		Donors' Fund	-	-	-	-
		Cumulative Surplus	129,185,563	9.01	94,780,867	6.91
		Other Fund	10,306,999	0.72	8,289,120	0.60
		Total	1,433,729,396	100.00	1,372,471,685	100.00
468	Rural Youth Development Organization (RYDO) 00827-01334-00640	Clients' Savings	7,245,952	52.46	6,690,795	53.00
		Loan from PKSf	-	-	-	-
		Loan from Govt.	441,548	3.20	-	-
		Loan from Other MFIs	149,500	1.08	149,500	1.18
		Loan from Commercial Banks	3,415,000	24.72	3,355,000	26.57
		Other loans	30,600	0.22	18,600	0.15
		Donors' Fund	-	-	-	-
		Cumulative Surplus	2,530,492	18.32	2,410,791	19.10
		Other Fund	-	-	-	-
		Total	13,813,092	100.00	12,624,686	100.00
469	S,D,C, Society Development Committee 00784-00485-00582	Clients' Savings	5,784,784	41.27	4,774,242	38.67
		Loan from PKSf	-	-	-	-
		Loan from Govt.	-	-	-	-
		Loan from Other MFIs	-	-	-	-
		Loan from Commercial Banks	-	-	-	-
		Other loans	124,988	0.89	374,996	3.04
		Donors' Fund	-	-	-	-
		Cumulative Surplus	5,525,304	39.42	5,070,297	41.07
		Other Fund	2,581,838	18.42	2,125,838	17.22
		Total	14,016,914	100.00	12,345,373	100.00
470	Saat Ichchha Manobik Unnayan Sangstha(Saimas) 01117-02418-00122	Clients' Savings	3,349,474	76.14	3,037,029	78.76
		Loan from PKSf	-	-	-	-
		Loan from Govt.	-	-	-	-
		Loan from Other MFIs	-	-	-	-
		Loan from Commercial Banks	-	-	-	-
		Other loans	653,682	14.86	490,182	12.71
		Donors' Fund	-	-	-	-
		Cumulative Surplus	115,141	2.62	144,524	3.75
		Other Fund	280,676	6.38	184,493	4.78
		Total	4,398,973	100.00	3,856,228	100.00

SL No.	Name of MFI & Licence NO.	Fund Type	2012-2013 (in Tk.)	%	2011-2012 (in Tk.)	%
471	Sabalamby Unnayan Samity 00696-01519-00224	Clients' Savings	54,892,341	39.71	58,326,341	35.19
		Loan from PKSf	48,600,000	35.16	66,850,000	40.33
		Loan from Govt.	-	-	-	-
		Loan from Other MFIs	-	-	-	-
		Loan from Commercial Banks	-	-	-	-
		Other loans	12,129,467	8.78	12,129,467	7.32
		Donors' Fund	-	-	-	-
		Cumulative Surplus	8,598,312	6.22	14,439,372	8.71
		Other Fund	14,006,957	10.13	14,006,957	8.45
		Total	138,227,077	100.00	165,752,137	100.00
472	Sabuj Bangla 05464-01825-00205	Clients' Savings	8,944,805	58.65	6,876,945	63.05
		Loan from PKSf	-	-	-	-
		Loan from Govt.	-	-	-	-
		Loan from Other MFIs	-	-	-	-
		Loan from Commercial Banks	-	-	-	-
		Other loans	5,425,000	35.57	3,560,000	32.64
		Donors' Fund	-	-	-	-
		Cumulative Surplus	843,950	5.53	443,023	4.06
		Other Fund	38,448	0.25	27,250	0.25
		Total	15,252,203	100.00	10,907,218	100.00
473	Sachetan Society 02461-01449-00212	Clients' Savings	20,578,821	24.20	18,389,609	21.27
		Loan from PKSf	62,549,998	73.56	67,983,332	78.63
		Loan from Govt.	-	-	-	-
		Loan from Other MFIs	-	-	-	-
		Loan from Commercial Banks	-	-	-	-
		Other loans	-	-	-	-
		Donors' Fund	-	-	-	-
		Cumulative Surplus	1,048,215	1.23	-639,320	-0.74
		Other Fund	861,083	1.01	730,390	0.84
		Total	85,038,117	100.00	86,464,011	100.00
474	Sachsa Sebi Palli Unnayan Sangstha - PIPASA 01531-02598-00394	Clients' Savings	4,922,165	27.24	5,616,600	32.29
		Loan from PKSf	19,880,000	110.03	20,180,000	116.00
		Loan from Govt.	840,000	4.65	186,929	1.07
		Loan from Other MFIs	-	-	-	-
		Loan from Commercial Banks	-	-	149,956	0.86
		Other loans	3,240,038	17.93	2,201,932	12.66
		Donors' Fund	-	-	-	-
		Cumulative Surplus	-10,814,975	-59.86	-10,939,123	-62.88
		Other Fund	-	-	-	-
		Total	18,067,228	100.00	17,396,294	100.00
475	SAFE Social Activities for Environment 05574-04861-00710	Clients' Savings	3,361,604	45.88	3,107,075	45.80
		Loan from PKSf	-	-	-	-
		Loan from Govt.	-	-	-	-
		Loan from Other MFIs	-	-	-	-
		Loan from Commercial Banks	-	-	-	-
		Other loans	87,344	1.19	-93,496	-1.38
		Donors' Fund	-	-	-	-
		Cumulative Surplus	3,770,544	51.46	2,726,301	40.19
		Other Fund	107,049	1.46	1,044,243	15.39
		Total	7,326,541	100.00	6,784,123	100.00

SL No.	Name of MFI & Licence NO.	Fund Type	2012-2013 (in Tk.)	%	2011-2012 (in Tk.)	%
476	SAGAR 05041-02232-00603	Clients' Savings	3,593,243	56.51	2,942,302	53.81
		Loan from PKSf	-	-	-	-
		Loan from Govt.	-	-	-	-
		Loan from Other MFIs	-	-	-	-
		Loan from Commercial Banks	-	-	-	-
		Other loans	1,200,000	18.87	1,200,000	21.94
		Donors' Fund	-	-	-	-
		Cumulative Surplus	1,503,420	23.64	1,326,146	24.25
		Other Fund	61,930	0.97	-	-
		Total	6,358,593	100.00	5,468,448	100.00
477	Sagarika Samaj Unnayan Sangstha (SSUS) 00060-00062-00117	Clients' Savings	119523980	30.40	98090246	27.78
		Loan from PKSf	175583314	44.65	176226439	49.90
		Loan from Govt.	-	-	-	-
		Loan from Other MFIs	-	-	-	-
		Loan from Commercial Banks	-	-	-	-
		Other loans	840000	0.21	1900000	0.54
		Donors' Fund	-	-	-	-
		Cumulative Surplus	97267049	24.74	76889933	21.78
		Other Fund	-	-	-	-
		Total	393,214,343	100.00	353,106,618	100.00
478	SAHAI Sesshashebi Pally Unnayan Sangstha 02536-00744-00301	Clients' Savings	14,814,051	43.55	11,047,130	48.76
		Loan from PKSf	-	-	-	-
		Loan from Govt.	-	-	-	-
		Loan from Other MFIs	-	-	-	-
		Loan from Commercial Banks	-	-	-	-
		Other loans	15,259,815	44.86	9,242,057	40.79
		Donors' Fund	-	-	-	-
		Cumulative Surplus	1,891,100	5.56	1,203,378	5.31
		Other Fund	2,049,334	6.02	1,165,575	5.14
		Total	34,014,300	100.00	22,658,140	100.00
479	Sajida Foundation 00251-155ka-00155	Clients' Savings	739,559,462	28.92	562,164,494	27.70
		Loan from PKSf	930,333,333	36.38	752,000,000	37.05
		Loan from Govt.	513,335	0.02	770,001	0.04
		Loan from Other MFIs	-	-	-	-
		Loan from Commercial Banks	441,502,191	17.27	340,761,406	16.79
		Other loans	-	-	-	-
		Donors' Fund	-	-	-	-
		Cumulative Surplus	423,029,842	16.54	358,177,608	17.65
		Other Fund	22,194,744	0.87	15,735,656	0.78
		Total	2,557,132,906	100.00	2,029,609,164	100.00
480	Salvation of Women Local Association (SAWLA) 0054-00057-00043	Clients' Savings	1,769,151	27.00	1,587,005	22.71
		Loan from PKSf	-	-	-	-
		Loan from Govt.	-	-	-	-
		Loan from Other MFIs	-	-	-	-
		Loan from Commercial Banks	-	-	-	-
		Other loans	3,200,000	48.84	3,200,000	45.79
		Donors' Fund	-	-	-	-
		Cumulative Surplus	275,375	4.20	364,415	5.21
		Other Fund	1,306,946	19.95	1,837,292	26.29
		Total	6,551,472	100.00	6,988,712	100.00

SL No.	Name of MFI & Licence NO.	Fund Type	2012-2013 (in Tk.)	%	2011-2012 (in Tk.)	%
481	Samadhan 03073-00100-00006	Clients' Savings	55,983,570	18.88	48,585,157	18.44
		Loan from PKSF	163,333,332	55.08	163,050,000	61.89
		Loan from Govt.	-	-	-	-
		Loan from Other MFIs	-	-	-	-
		Loan from Commercial Banks	-	-	-	-
		Other loans	-	-	-	-
		Donors' Fund	-	-	-	-
		Cumulative Surplus	60,002,279	20.23	37,934,411	14.40
		Other Fund	17,235,432	5.81	13,865,131	5.26
		Total	296,554,613	100.00	263,434,699	100.00
482	Samaj Unnayan Kendra (SUK) 00729-00046-00082	Clients' Savings	45,376,468	36.40	36,792,189	35.35
		Loan from PKSF	-	-	-	-
		Loan from Govt.	3,500,000	2.81	-	-
		Loan from Other MFIs	342,421	0.27	1,521,144	1.46
		Loan from Commercial Banks	6,832,763	5.48	4,290,000	4.12
		Other loans	5,554,948	4.46	4,319,435	4.15
		Donors' Fund	1,687,970	1.35	1,687,970	1.62
		Cumulative Surplus	53,576,768	42.98	48,556,688	46.66
		Other Fund	7,777,690	6.24	6,906,268	6.64
		Total	124,649,028	100.00	104,073,694	100.00
483	Samaj Unnayan Procesta 00049-00439-00548	Clients' Savings	818,094	19.97	1,072,792	22.20
		Loan from PKSF	-	-	-	-
		Loan from Govt.	-	-	-	-
		Loan from Other MFIs	-	-	-	-
		Loan from Commercial Banks	-	-	-	-
		Other loans	2,270,029	55.42	2,266,521	46.91
		Donors' Fund	-	-	-	-
		Cumulative Surplus	1,007,890	24.61	1,492,586	30.89
		Other Fund	-	-	-	-
		Total	4,096,013	100.00	4,831,899	100.00
484	Samajik Sachetona O Palli Unnayan Karmasuchi (SARD) 01869-00487-00546	Clients' Savings	2,001,512	39.98	1,949,980	39.57
		Loan from PKSF	-	-	-	-
		Loan from Govt.	-	-	-	-
		Loan from Other MFIs	-	-	-	-
		Loan from Commercial Banks	-	-	-	-
		Other loans	2,410,721	48.15	2,408,228	48.86
		Donors' Fund	-	-	-	-
		Cumulative Surplus	594,322	11.87	570,315	11.57
		Other Fund	-	-	-	-
		Total	5,006,555	100.00	4,928,523	100.00
485	Samajik Sheba Shongothon 06113-01586-00150	Clients' Savings	62,243,942	31.68	40,508,041	24.93
		Loan from PKSF	86,999,997	44.27	91,649,998	56.40
		Loan from Govt.	1,200,000	0.61	1,181,518	0.73
		Loan from Other MFIs	8,310,000	4.23	-	-
		Loan from Commercial Banks	3,208,306	1.63	2,249,416	1.38
		Other loans	-	-	-	-
		Donors' Fund	-	-	-	-
		Cumulative Surplus	34,539,767	17.58	26,905,767	16.56
		Other Fund	-	-	-	-
		Total	196,502,012	100.00	162,494,740	100.00

SL No.	Name of MFI & Licence NO.	Fund Type	2012-2013 (in Tk.)	%	2011-2012 (in Tk.)	%
486	Samakal Samaj Unnayan Sangstha (SSUS) 01573-00559-00333	Clients' Savings	16,566,047	33.42	14,902,077	42.21
		Loan from PKSf	24,969,965	50.38	13,363,303	37.85
		Loan from Govt.	-	-	-	-
		Loan from Other MFIs	-	-	-	-
		Loan from Commercial Banks	-	-	-	-
		Other loans	-	-	-	-
		Donors' Fund	-	-	-	-
		Cumulative Surplus	7,483,402	15.10	6,571,952	18.62
		Other Fund	544,522	1.10	465,490	1.32
		Total	49,563,936	100.00	35,302,822	100.00
487	Samannita Attonirvorsheel Samaj Unnyon Sangstha (SISDA) 01967-01203-00684	Clients' Savings	1,623,511	33.34	1,760,324	36.08
		Loan from PKSf	-	-	-	-
		Loan from Govt.	-	-	-	-
		Loan from Other MFIs	-	-	-	-
		Loan from Commercial Banks	-	-	-	-
		Other loans	2,101,000	43.15	2,235,826	45.83
		Donors' Fund	78,500	1.61	78,500	1.61
		Cumulative Surplus	900,918	18.50	708,401	14.52
		Other Fund	165,628	3.40	95,377	1.96
		Total	4,869,557	100.00	4,878,428	100.00
488	Samannita Samaj Unnayan Kendra 00948-01320-00561	Clients' Savings	2,062,337	9.67	1,500,194	18.77
		Loan from PKSf	-	-	-	-
		Loan from Govt.	555,364	2.60	65,020	0.81
		Loan from Other MFIs	84,211	0.39	84,211	1.05
		Loan from Commercial Banks	11,502,318	53.93	664,730	8.32
		Other loans	694,640	3.26	339,500	4.25
		Donors' Fund	-	-	-	-
		Cumulative Surplus	6,428,804	30.14	5,337,091	66.79
		Other Fund	-	-	-	-
		Total	21,327,674	100.00	7,990,746	100.00
489	Samannita Unnayan Seba Sangathan (SUSS) 01230-00434-00051	Clients' Savings	11,410,453	35.59	9,649,463	26.85
		Loan from PKSf	18,053,335	56.31	16,966,666	47.22
		Loan from Govt.	-	-	-	-
		Loan from Other MFIs	-	-	-	-
		Loan from Commercial Banks	-	-	-	-
		Other loans	-	-	-	-
		Donors' Fund	-	-	-	-
		Cumulative Surplus	2,596,847	8.10	9,318,000	25.93
		Other Fund	-	-	-	-
		Total	32,060,635	100.00	35,934,129	100.00
490	Samata Unnyan Sangstha 01466-03813-00364	Clients' Savings	5,723,869	62.11	4,682,609	64.22
		Loan from PKSf	-	-	-	-
		Loan from Govt.	700,000	7.60	-	-
		Loan from Other MFIs	1,437,591	15.60	1,479,115	20.28
		Loan from Commercial Banks	-	-	-	-
		Other loans	10,000	0.11	10,000	0.14
		Donors' Fund	-	-	-	-
		Cumulative Surplus	1,344,151	14.59	1,120,113	15.36
		Other Fund	-	-	-	-
		Total	9,215,611	100.00	7,291,837	100.00

SL No.	Name of MFI & Licence NO.	Fund Type	2012-2013 (in Tk.)	%	2011-2012 (in Tk.)	%
491	Sammannita Samaj Unnayan Sangstha (ICDA) 00615-03147-00289	Clients' Savings	25,397,122	38.46	21,696,300	33.60
		Loan from PKSf	35,700,000	54.07	39,700,000	61.47
		Loan from Govt.	-	-	-	-
		Loan from Other MFIs	-	-	-	-
		Loan from Commercial Banks	-	-	-	-
		Other loans	-	-	-	-
		Donors' Fund	-	-	-	-
		Cumulative Surplus	3,883,542	5.88	1,326,241	2.05
		Other Fund	1,045,917	1.58	1,858,965	2.88
		Total	66,026,581	100.00	64,581,506	100.00
492	SAMMILON FOUNDATION 00016-03290-00619	Clients' Savings	2,894,317	51.32	2,483,121	48.40
		Loan from PKSf	-	-	-	-
		Loan from Govt.	-	-	-	-
		Loan from Other MFIs	-	-	-	-
		Loan from Commercial Banks	-	-	-	-
		Other loans	2,300,000	40.78	2,300,000	44.83
		Donors' Fund	-	-	-	-
		Cumulative Surplus	445,972	7.91	347,531	6.77
		Other Fund	-	-	-	-
		Total	5,640,289	100.00	5,130,652	100.00
493	Sanchayan Unnayan Sangstha (SUS) 01645-04174-00696	Clients' Savings	2,892,780	56.80	2,611,016	55.67
		Loan from PKSf	-	-	-	-
		Loan from Govt.	-	-	-	-
		Loan from Other MFIs	-	-	-	-
		Loan from Commercial Banks	-	-	-	-
		Other loans	993,393	19.51	972,875	20.74
		Donors' Fund	-	-	-	-
		Cumulative Surplus	1,183,567	23.24	1,106,495	23.59
		Other Fund	22,743	0.45	-	-
		Total	5,092,483	100.00	4,690,386	100.00
494	Sancred Welfare Foundation (SWF) 00315-02052-00054	Clients' Savings	29,141,025	29.32	39,023,336	34.10
		Loan from PKSf	816,620	0.82	2,083,333	1.82
		Loan from Govt.	1,750,000	1.76	-	-
		Loan from Other MFIs	-	-	-	-
		Loan from Commercial Banks	-	-	7,120,000	6.22
		Other loans	-	-	-	-
		Donors' Fund	-	-	-	-
		Cumulative Surplus	-3,827,740	-3.85	-4,067,707	-3.55
		Other Fund	71,518,750	71.95	70,279,696	61.41
		Total	99,398,655	100.00	114,438,658	100.00
495	Sangkalpa Trust 02117-01261-00409	Clients' Savings	27,794,794	18.94	27,999,760	27.47
		Loan from PKSf	137,116,668	93.43	132,650,001	130.14
		Loan from Govt.	-	-	-	-
		Loan from Other MFIs	-	-	-	-
		Loan from Commercial Banks	-	-	-	-
		Other loans	-	-	-	-
		Donors' Fund	-	-	-	-
		Cumulative Surplus	-20,613,323	-14.05	-60,952,529	-59.80
		Other Fund	2,458,367	1.68	2,232,205	2.19
		Total	146,756,506	100.00	101,929,437	100.00

SL No.	Name of MFI & Licence NO.	Fund Type	2012-2013 (in Tk.)	%	2011-2012 (in Tk.)	%
496	Sangram (Sangathita Gramunnayan Karmasuchee) 03782-00958-00188	Clients' Savings	50,134,197	21.90	60,497,324	20.68
		Loan from PKSf	164,066,669	71.68	220,949,999	75.52
		Loan from Govt.	-	-	-	-
		Loan from Other MFIs	-	-	-	-
		Loan from Commercial Banks	-	-	-	-
		Other loans	1,700,000	0.74	-	-
		Donors' Fund	-	-	-	-
		Cumulative Surplus	9,378,733	4.10	8,005,748	2.74
		Other Fund	3,606,683	1.58	3,130,897	1.07
		Total	228,886,282	100.00	292,583,968	100.00
497	Santal Mission Norwegian Board 00314-02594-00407	Clients' Savings	17,188,984	29.53	15,841,109	27.92
		Loan from PKSf	-	-	-	-
		Loan from Govt.	-	-	-	-
		Loan from Other MFIs	-	-	-	-
		Loan from Commercial Banks	-	-	-	-
		Other loans	-	-	-	-
		Donors' Fund	-	-	-	-
		Cumulative Surplus	4,174,394	7.17	4,392,061	7.74
		Other Fund	36,837,499	63.29	36,496,574	64.33
		Total	58,200,877	100.00	56,729,744	100.00
498	Saptagram Nari Swanirvar Parishad 01884-02230-00121	Clients' Savings	6,090,209	59.59	4,654,320	72.39
		Loan from PKSf	99,409	0.97	98,689	1.53
		Loan from Govt.	-	-	-	-
		Loan from Other MFIs	-	-	-	-
		Loan from Commercial Banks	-	-	-	-
		Other loans	3,000,000	29.35	1,200,000	18.66
		Donors' Fund	-	-	-	-
		Cumulative Surplus	1,004,699	9.83	450,838	7.01
		Other Fund	25,420	0.25	25,420	0.40
		Total	10,219,737	100.00	6,429,267	100.00
499	Sathi Unnayan Sangstha 03394-01823-00741	Clients' Savings	4,328,275	63.03	5,155,170	72.66
		Loan from PKSf	-	-	-	-
		Loan from Govt.	-	-	-	-
		Loan from Other MFIs	-	-	-	-
		Loan from Commercial Banks	-	-	-	-
		Other loans	-	-	-	-
		Donors' Fund	-	-	-	-
		Cumulative Surplus	2,539,208	36.97	1,939,722	27.34
		Other Fund	-	-	-	-
		Total	6,867,483	100.00	7,094,892	100.00
500	Satkhira Unnayan Sangstha (SUS) 00895-00696-00225	Clients' Savings	73,530,663	25.29	57,068,744	25.97
		Loan from PKSf	94,189,997	32.39	135,278,331	61.56
		Loan from Govt.	-	-	-	-
		Loan from Other MFIs	-	-	-	-
		Loan from Commercial Banks	-	-	-	-
		Other loans	-	-	1,671,845	0.76
		Donors' Fund	88,625,000	30.48	-	-
		Cumulative Surplus	34,452,016	11.85	25,733,153	11.71
		Other Fund	-	-	-	-
		Total	290,797,676	100.00	219,752,073	100.00

SL No.	Name of MFI & Licence NO.	Fund Type	2012-2013 (in Tk.)	%	2011-2012 (in Tk.)	%
501	Save Our Life 00175-02025-00563	Clients' Savings	5,141,817	48.98	4,836,075	47.51
		Loan from PKSf	-	-	-	-
		Loan from Govt.	-	-	-	-
		Loan from Other MFIs	-	-	-	-
		Loan from Commercial Banks	-	-	-	-
		Other loans	2,050,000	19.53	2,450,000	24.07
		Donors' Fund	-	-	-	-
		Cumulative Surplus	2,224,698	21.19	2,892,006	28.41
		Other Fund	1,082,210	10.31	-	-
		Total	10,498,725	100.00	10,178,081	100.00
502	Save Our Society 00229-01630-00332	Clients' Savings	2,113,572	21.18	2,068,047	23.21
		Loan from PKSf	-	-	-	-
		Loan from Govt.	-	-	-	-
		Loan from Other MFIs	-	-	-	-
		Loan from Commercial Banks	2,800,036	28.06	2,800,036	31.43
		Other loans	900,000	9.02	900,000	10.10
		Donors' Fund	-	-	-	-
		Cumulative Surplus	3,501,209	35.09	2,633,659	29.56
		Other Fund	663,050	6.65	506,550	5.69
		Total	9,977,867	100.00	8,908,292	100.00
503	Saviour (SAVIOUR) 00232-01067-00574	Clients' Savings	4,098,775	90.30	3,116,847	52.50
		Loan from PKSf	-	-	2,390,000	40.25
		Loan from Govt.	-	-	-	-
		Loan from Other MFIs	-	-	-	-
		Loan from Commercial Banks	-	-	-	-
		Other loans	-	-	-	-
		Donors' Fund	-	-	-	-
		Cumulative Surplus	440,444	9.70	430,370	7.25
		Other Fund	-	-	-	-
		Total	4,539,219	100.00	5,937,217	100.00
504	SDS 03074-04616-00229	Clients' Savings	202,862,677	30.02	183,467,073	30.46
		Loan from PKSf	300,916,658	44.53	290,656,745	48.25
		Loan from Govt.	-	-	-	-
		Loan from Other MFIs	-	-	-	-
		Loan from Commercial Banks	-	-	-	-
		Other loans	551,959	0.08	1,133,771	0.19
		Donors' Fund	5,315,000	0.79	5,315,000	0.88
		Cumulative Surplus	166,106,188	24.58	121,806,315	20.22
		Other Fund	-	-	-	-
		Total	675,752,482	100.00	602,378,904	100.00
505	Seba Artha Samajik Unnayan Sangstha 05267-02974-00688	Clients' Savings	4,006,578	45.31	2,589,816	35.18
		Loan from PKSf	-	-	-	-
		Loan from Govt.	-	-	-	-
		Loan from Other MFIs	-	-	-	-
		Loan from Commercial Banks	-	-	-	-
		Other loans	-	-	-	-
		Donors' Fund	-	-	-	-
		Cumulative Surplus	2,792,131	31.58	2,728,780	37.07
		Other Fund	2,043,034	23.11	2,043,034	27.75
		Total	8,841,743	100.00	7,361,630	100.00

SL No.	Name of MFI & Licence NO.	Fund Type	2012-2013 (in Tk.)	%	2011-2012 (in Tk.)	%
506	Seba Environment Development Society 01689-01092-00530	Clients' Savings	2,128,645	40.64	2,275,340	41.43
		Loan from PKSF	-	-	-	-
		Loan from Govt.	-	-	-	-
		Loan from Other MFIs	-	-	-	-
		Loan from Commercial Banks	-	-	-	-
		Other loans	2,275,000	43.43	2,555,000	46.52
		Donors' Fund	40,000	0.76	40,000	0.73
		Cumulative Surplus	295,862	5.65	207,868	3.78
		Other Fund	498,514	9.52	414,437	7.55
		Total	5,238,021	100.00	5,492,645	100.00
507	SEBA- Social Edification of Benign Assimilation Society 02821-04576-00320	Clients' Savings	5,042,696	44.97	4,662,107	46.79
		Loan from PKSF	-	-	-	-
		Loan from Govt.	-	-	-	-
		Loan from Other MFIs	-	-	-	-
		Loan from Commercial Banks	-	-	-	-
		Other loans	2,442,900	21.78	1,737,900	17.44
		Donors' Fund	-	-	-	-
		Cumulative Surplus	2,596,898	23.16	2,620,421	26.30
		Other Fund	1,132,037	10.09	944,320	9.48
		Total	11,214,531	100.00	9,964,748	100.00
508	Self-Help & Rehabilitation Program 02630-02645-00308	Clients' Savings	92,790,999	36.10	78,956,875	34.16
		Loan from PKSF	91,599,993	35.64	96,533,329	41.77
		Loan from Govt.	-	-	-	-
		Loan from Other MFIs	-	-	-	-
		Loan from Commercial Banks	-	-	-	-
		Other loans	-	-	-	-
		Donors' Fund	-	-	-	-
		Cumulative Surplus	69,769,181	27.14	53,236,149	23.03
		Other Fund	2,873,316	1.12	2,395,006	1.04
		Total	257,033,489	100.00	231,121,359	100.00
509	SERWTCI- Self- Employment for Rural Destitute Women Through Cottage industries 04086-04801-00371	Clients' Savings	24,484,108	14.08	21,323,876	12.92
		Loan from PKSF	-	-	-	-
		Loan from Govt.	-	-	-	-
		Loan from Other MFIs	-	-	-	-
		Loan from Commercial Banks	-	-	-	-
		Other loans	-	-	-	-
		Donors' Fund	141,797,800	81.52	141,797,800	85.92
		Cumulative Surplus	-8,911,426	-5.12	-8,274,765	-5.01
		Other Fund	16,573,194	9.53	10,178,277	6.17
		Total	173,943,676	100.00	165,025,188	100.00
510	SETU 03033-03265-00049	Clients' Savings	127,513,705	37.13	106,314,649	34.49
		Loan from PKSF	124,500,001	36.25	124,500,001	40.39
		Loan from Govt.	-	-	-	-
		Loan from Other MFIs	-	-	-	-
		Loan from Commercial Banks	-	-	-	-
		Other loans	1,956,480	0.57	2,025,879	0.66
		Donors' Fund	-	-	-	-
		Cumulative Surplus	51,153,769	14.90	48,154,847	15.62
		Other Fund	38,304,534	11.15	27,270,423	8.85
		Total	343,428,489	100.00	308,265,799	100.00

SL No.	Name of MFI & Licence NO.	Fund Type	2012-2013 (in Tk.)	%	2011-2012 (in Tk.)	%
511	Seva Manabik Unnayan Kendra 00668-00530-00552	Clients' Savings	1,576,240	23.58	1,596,381	21.75
		Loan from PKSf	-	-	-	-
		Loan from Govt.	2,241,076	33.52	2,968,173	40.44
		Loan from Other MFIs	-	-	-	-
		Loan from Commercial Banks	-	-	-	-
		Other loans	951,500	14.23	864,000	11.77
		Donors' Fund	-	-	-	-
		Cumulative Surplus	1,915,992	28.66	1,911,891	26.05
		Other Fund	-	-	-	-
		Total	6,684,808	100.00	7,340,445	100.00
512	Shakharunjo Samaj Unnayan Sangstha 04903-02203-00480	Clients' Savings	6,183,470	67.19	502,205	9.05
		Loan from PKSf	-	-	-	-
		Loan from Govt.	70,000	0.76	-	-
		Loan from Other MFIs	-	-	-	-
		Loan from Commercial Banks	-	-	-	-
		Other loans	302,000	3.28	2,867,000	51.69
		Donors' Fund	-	-	-	-
		Cumulative Surplus	2,646,816	28.76	2,177,167	39.25
		Other Fund	-	-	-	-
		Total	9,202,286	100.00	5,546,372	100.00
513	Shakaler Jannya Kallyan 02371-01271-00257	Clients' Savings	3,579,685	27.20	3,897,745	19.84
		Loan from PKSf	12,923,332	98.18	15,723,332	80.04
		Loan from Govt.	-	-	-	-
		Loan from Other MFIs	-	-	-	-
		Loan from Commercial Banks	-	-	-	-
		Other loans	-	-	-	-
		Donors' Fund	-	-	-	-
		Cumulative Surplus	-3,340,000	-25.37	22,788	0.12
		Other Fund	-	-	-	-
		Total	13,163,017	100.00	19,643,865	100.00
514	Shakti Foundation for Disadvantaged women 00176-00059-00018	Clients' Savings	891,291,816	28.76	955,644,543	30.45
		Loan from PKSf	271,833,332	8.77	117,500,000	3.74
		Loan from Govt.	-	-	-	-
		Loan from Other MFIs	-	-	-	-
		Loan from Commercial Banks	1,022,117,622	32.98	1,205,539,783	38.41
		Other loans	80,517,791	2.60	63,066,195	2.01
		Donors' Fund	-	-	139,407,224	4.44
		Cumulative Surplus	488,082,228	15.75	347,422,095	11.07
		Other Fund	345,335,395	11.14	309,851,699	9.87
		Total	3,099,178,184	100.00	3,138,431,539	100.00
515	Shamoli Polli Unnayan Sangstha 00760-01412-00674	Clients' Savings	3,101,222	35.73	2,422,194	32.20
		Loan from PKSf	-	-	-	-
		Loan from Govt.	-	-	-	-
		Loan from Other MFIs	-	-	-	-
		Loan from Commercial Banks	-	-	-	-
		Other loans	4,052,102	46.69	3,607,002	47.95
		Donors' Fund	-	-	-	-
		Cumulative Surplus	1,526,285	17.58	1,493,619	19.85
		Other Fund	-	-	-	-
		Total	8,679,609	100.00	7,522,815	100.00

SL No.	Name of MFI & Licence NO.	Fund Type	2012-2013 (in Tk.)	%	2011-2012 (in Tk.)	%
516	Shanti Prio Sangstha 00926-01517-00460	Clients' Savings	18,843,653	54.36	16,782,871	51.82
		Loan from PKSF	-	-	-	-
		Loan from Govt.	-	-	-	-
		Loan from Other MFIs	-	-	458,000	1.41
		Loan from Commercial Banks	-	-	-	-
		Other loans	8,648,800	24.95	9,919,275	30.63
		Donors' Fund	-	-	-	-
		Cumulative Surplus	6,879,576	19.85	4,994,768	15.42
		Other Fund	289,739	0.84	231,237	0.71
		Total	34,661,768	100.00	32,386,151	100.00
517	Shanti Uddyog Trust-SUT 0253-03651-00464	Clients' Savings	4,389,129	27.90	3,650,499	28.63
		Loan from PKSF	-	-	-	-
		Loan from Govt.	-	-	-	-
		Loan from Other MFIs	-	-	-	-
		Loan from Commercial Banks	-	-	-	-
		Other loans	10,753,440	68.35	8,552,660	67.07
		Donors' Fund	-	-	-	-
		Cumulative Surplus	589,263	3.75	549,585	4.31
		Other Fund	-	-	-	-
		Total	15,731,832	100.00	12,752,744	100.00
518	Shapla Gram Unnayan Sangstha 05318-00561-00053	Clients' Savings	18,186,380	24.77	13,989,756	23.49
		Loan from PKSF	44,550,000	60.69	37,850,000	63.56
		Loan from Govt.	-	-	-	-
		Loan from Other MFIs	-	-	-	-
		Loan from Commercial Banks	-	-	-	-
		Other loans	-	-	-	-
		Donors' Fund	-	-	-	-
		Cumulative Surplus	10,254,497	13.97	7,420,042	12.46
		Other Fund	418,975	0.57	293,691	0.49
		Total	73,409,852	100.00	59,553,489	100.00
519	Shaplaful 01188-00449-00196	Clients' Savings	14,182,158	28.65	14,306,850	25.11
		Loan from PKSF	34,905,493	70.51	42,200,825	74.06
		Loan from Govt.	-	-	-	-
		Loan from Other MFIs	-	-	-	-
		Loan from Commercial Banks	-	-	-	-
		Other loans	2,965,000	5.99	1,850,000	3.25
		Donors' Fund	-	-	-	-
		Cumulative Surplus	-2,548,086	-5.15	-1,375,395	-2.41
		Other Fund	-	-	-	-
		Total	49,504,565	100.00	56,982,280	100.00
520	Shatabdee Palli Unnayan Sangstha 02767-00939-00348	Clients' Savings	4,287,305	34.16	5,606,474	55.99
		Loan from PKSF	-	-	-	-
		Loan from Govt.	1,817,819	14.48	-	-
		Loan from Other MFIs	-	-	-	-
		Loan from Commercial Banks	1,790,000	14.26	-	-
		Other loans	3,000,000	23.90	3,000,000	29.96
		Donors' Fund	-	-	-	-
		Cumulative Surplus	1,654,732	13.19	1,407,726	14.06
		Other Fund	-	-	-	-
		Total	12,549,856	100.00	10,014,200	100.00

SL No.	Name of MFI & Licence NO.	Fund Type	2012-2013 (in Tk.)	%	2011-2012 (in Tk.)	%
521	Shawdesh Unnayan Kendra-SUK 00256-03650-00426	Clients' Savings	3,970,997	30.33	3,445,877	28.33
		Loan from PKSF	-	-	-	-
		Loan from Govt.	-	-	-	-
		Loan from Other MFIs	-	-	-	-
		Loan from Commercial Banks	-	-	-	-
		Other loans	3,753,803	28.67	3,795,618	31.20
		Donors' Fund	782,097	5.97	782,097	6.43
		Cumulative Surplus	4,584,330	35.02	4,141,861	34.05
		Other Fund	-	-	-	-
		Total	13,091,227	100.00	12,165,453	100.00
522	Sheba Manab Kallyan Kendra (SMKK) 03182-00207-00143	Clients' Savings	2,706,863	14.56	3,255,994	15.68
		Loan from PKSF	-	-	-	-
		Loan from Govt.	2,669,237	14.36	2,669,237	12.86
		Loan from Other MFIs	3,586,500	19.29	3,374,000	16.25
		Loan from Commercial Banks	4,067,530	21.88	4,132,119	19.91
		Other loans	846,690	4.55	886,000	4.27
		Donors' Fund	-	-	-	-
		Cumulative Surplus	4,717,251	25.37	6,441,796	31.03
		Other Fund	-	-	-	-
		Total	18,594,071	100.00	20,759,146	100.00
523	Shefali Mohila Kallyan Sango 05632-02919-00718	Clients' Savings	1,657,955	13.53	1,075,004	11.38
		Loan from PKSF	-	-	-	-
		Loan from Govt.	-	-	-	-
		Loan from Other MFIs	-	-	-	-
		Loan from Commercial Banks	-	-	-	-
		Other loans	7,712,752	62.94	6,613,600	70.01
		Donors' Fund	-	-	-	-
		Cumulative Surplus	2,865,277	23.38	1,757,737	18.61
		Other Fund	17,180	0.14	-	-
		Total	12,253,164	100.00	9,446,341	100.00
524	SHESO 02991-02053-00678	Clients' Savings	3,650,015	45.15	2,836,330	41.63
		Loan from PKSF	-	-	-	-
		Loan from Govt.	-	-	-	-
		Loan from Other MFIs	210,000	2.60	140,000	2.05
		Loan from Commercial Banks	-	-	-	-
		Other loans	2,869,200	35.50	2,760,087	40.51
		Donors' Fund	-	-	-	-
		Cumulative Surplus	1,354,141	16.75	1,076,797	15.80
		Other Fund	-	-	-	-
		Total	8,083,356	100.00	6,813,214	100.00
525	Shetu Bangladesh 00188-00254-00198	Clients' Savings	7,409,727	71.31	6,892,261	56.39
		Loan from PKSF	2,100,000	20.21	3,400,000	27.82
		Loan from Govt.	1,012,323	9.74	1,246,075	10.20
		Loan from Other MFIs	-	-	-	-
		Loan from Commercial Banks	-	-	-	-
		Other loans	140,655	1.35	140,655	1.15
		Donors' Fund	-	-	-	-
		Cumulative Surplus	-965,519	-9.29	542,840	4.44
		Other Fund	694,049	6.68	-	-
		Total	10,391,235	100.00	12,221,831	100.00

SL No.	Name of MFI & Licence NO.	Fund Type	2012-2013 (in Tk.)	%	2011-2012 (in Tk.)	%
526	Shikha Samaj Kalyan Sangstha 01388-01705-00668	Clients' Savings	2,139,573	31.83	2,046,518	36.66
		Loan from PKSF	2,166,519	32.23	2,038,164	36.51
		Loan from Govt.	745,377	11.09	309,295	5.54
		Loan from Other MFIs	88,000	1.31	176,000	3.15
		Loan from Commercial Banks	236,755	3.52	-	-
		Other loans	1,345,913	20.02	1,013,000	18.14
		Donors' Fund	-	-	-	-
		Cumulative Surplus	-	-	-	-
		Other Fund	-	-	-	-
		Total	6,722,137	100.00	5,582,977	100.00
527	Shiropa Development Society 02516-01291-00468	Clients' Savings	6,720,131	27.01	4,749,357	30.83
		Loan from PKSF	12,800,000	51.45	6,300,000	40.90
		Loan from Govt.	350,000	1.41	-	-
		Loan from Other MFIs	-	-	-	-
		Loan from Commercial Banks	-	-	-	-
		Other loans	2,627,530	10.56	2,814,705	18.27
		Donors' Fund	-	-	-	-
		Cumulative Surplus	2,381,474	9.57	1,539,583	9.99
		Other Fund	-	-	-	-
		Total	24,879,135	100.00	15,403,645	100.00
528	Shishu Niloy Foundation 05136-00895-00001	Clients' Savings	77,843,536	22.13	64,236,968	21.57
		Loan from PKSF	155,166,672	44.11	151,465,092	50.85
		Loan from Govt.	-	-	-	-
		Loan from Other MFIs	-	-	-	-
		Loan from Commercial Banks	10,333,340	2.94	-	-
		Other loans	535,700	0.15	-	-
		Donors' Fund	-	-	-	-
		Cumulative Surplus	107,627,937	30.59	82,167,421	27.58
		Other Fund	293,216	0.08	2,500	0.00
		Total	351,800,401	100.00	297,871,981	100.00
529	Shishu Sasthya Foundation, Bangladesh 01359-03407-00216	Clients' Savings	11,745,874	26.69	11,293,431	25.94
		Loan from PKSF	-	-	-	-
		Loan from Govt.	-	-	-	-
		Loan from Other MFIs	-	-	-	-
		Loan from Commercial Banks	-	-	-	-
		Other loans	-	-	-	-
		Donors' Fund	-	-	-	-
		Cumulative Surplus	17,304	0.04	579,038	1.33
		Other Fund	32,251,152	73.27	31,672,114	72.73
		Total	44,014,330	100.00	43,544,583	100.00
530	Shital Kamramukhi Unnayan Sangstha 00553-00103-00462	Clients' Savings	7,577,883	86.21	8,483,574	91.12
		Loan from PKSF	-	-	-	-
		Loan from Govt.	78,600	0.89	37,500	0.40
		Loan from Other MFIs	-	-	-	-
		Loan from Commercial Banks	-	-	-	-
		Other loans	-	-	-	-
		Donors' Fund	-	-	-	-
		Cumulative Surplus	1,133,221	12.89	788,942	8.47
		Other Fund	-	-	-	-
		Total	8,789,704	100.00	9,310,016	100.00

SL No.	Name of MFI & Licence NO.	Fund Type	2012-2013 (in Tk.)	%	2011-2012 (in Tk.)	%
531	Shotophool Banlgladesh 01116-00072-00207	Clients' Savings	38,627,889	18.00	32,767,526	16.06
		Loan from PKSF	137,216,658	63.93	146,366,659	71.72
		Loan from Govt.	-	-	-	-
		Loan from Other MFIs	-	-	-	-
		Loan from Commercial Banks	-	-	-	-
		Other loans	909,000	0.42	754,000	0.37
		Donors' Fund	-	-	-	-
		Cumulative Surplus	36,569,256	17.04	23,313,655	11.42
		Other Fund	1,311,080	0.61	891,963	0.44
		Total	214,633,883	100.00	204,093,803	100.00
532	Shusamaj Foundation 00818-01310-00687	Clients' Savings	4,271,443	56.97	4,071,710	60.48
		Loan from PKSF	-	-	-	-
		Loan from Govt.	-	-	-	-
		Loan from Other MFIs	-	-	-	-
		Loan from Commercial Banks	-	-	-	-
		Other loans	100,000	1.33	199,650	2.97
		Donors' Fund	-	-	-	-
		Cumulative Surplus	3,126,677	41.70	2,461,010	36.55
		Other Fund	-	-	-	-
		Total	7,498,120	100.00	6,732,370	100.00
533	SHUSHILAN 00345-00075-00038	Clients' Savings	19,836,528	51.53	16,669,771	52.61
		Loan from PKSF	-	-	-	-
		Loan from Govt.	1,411,669	3.67	1,925,001	6.08
		Loan from Other MFIs	9,667,544	25.12	2,805,000	8.85
		Loan from Commercial Banks	-	-	2,945,693	9.30
		Other loans	2,443,986	6.35	2,315,034	7.31
		Donors' Fund	-	-	-	-
		Cumulative Surplus	5,132,769	13.33	5,025,821	15.86
		Other Fund	-	-	-	-
		Total	38,492,496	100.00	31,686,320	100.00
534	Sisa Jubo Samaj Kallayan Sangstha 01742-01625-00549	Clients' Savings	3,735,554	61.22	3,505,136	60.14
		Loan from PKSF	-	-	-	-
		Loan from Govt.	-	-	-	-
		Loan from Other MFIs	-	-	-	-
		Loan from Commercial Banks	-	-	-	-
		Other loans	-	-	-	-
		Donors' Fund	-	-	-	-
		Cumulative Surplus	2,366,527	38.78	2,323,420	39.86
		Other Fund	-	-	-	-
		Total	6,102,081	100.00	5,828,556	100.00
535	SKS Foundation 01621-00534-00045	Clients' Savings	275,758,083	29.71	241,674,105	24.17
		Loan from PKSF	457,033,329	49.25	597,966,667	59.80
		Loan from Govt.	-	-	-	-
		Loan from Other MFIs	37,060,894	3.99	32,771,970	3.28
		Loan from Commercial Banks	23,000,000	2.48	39,849,000	3.99
		Other loans	17,484,593	1.88	1,976,682	0.20
		Donors' Fund	2,800,000	0.30	-	-
		Cumulative Surplus	113,613,941	12.24	83,080,618	8.31
		Other Fund	1,287,627	0.14	2,608,759	0.26
		Total	928,038,467	100.00	999,927,801	100.00

SL No.	Name of MFI & Licence NO.	Fund Type	2012-2013 (in Tk.)	%	2011-2012 (in Tk.)	%
536	Sneha Neer Sangstha 00621-02007-00498	Clients' Savings	2,463,144	30.84	2,335,681	31.11
		Loan from PKSF	310,500	3.89	249,800	3.33
		Loan from Govt.	700,000	8.76	-	-
		Loan from Other MFIs	-	-	-	-
		Loan from Commercial Banks	-	-	-	-
		Other loans	3,634,200	45.50	4,079,000	54.32
		Donors' Fund	-	-	-	-
		Cumulative Surplus	878,671	11.00	844,367	11.24
		Other Fund	-	-	-	-
		Total	7,986,515	100.00	7,508,848	100.00
537	Social Earn Baking Advancement (SEBA) 01910-00250-00088	Clients' Savings	120,507,601	53.75	85,446,771	43.67
		Loan from PKSF	-	-	-	-
		Loan from Govt.	-	-	-	-
		Loan from Other MFIs	49,046,898	21.88	53,039,689	27.11
		Loan from Commercial Banks	-	-	17,234,614	8.81
		Other loans	4,874,265	2.17	5,318,633	2.72
		Donors' Fund	-	-	-	-
		Cumulative Surplus	40,002,478	17.84	27,558,701	14.09
		Other Fund	9,757,229	4.35	7,059,960	3.61
		Total	224,188,471	100.00	195,658,368	100.00
538	Social Welfare and Economic Development Organization 03717-01777-00366	Clients' Savings	6,781,546	49.23	6,386,334	49.36
		Loan from PKSF	-	-	-	-
		Loan from Govt.	-	-	-	-
		Loan from Other MFIs	-	-	-	-
		Loan from Commercial Banks	-	-	-	-
		Other loans	-	-	-	-
		Donors' Fund	74,900	0.54	22,418	0.17
		Cumulative Surplus	6,919,042	50.23	6,529,523	50.47
		Other Fund	-	-	-	-
		Total	13,775,488	100.00	12,938,275	100.00
539	Social & Cultural Development Foundation (S.C.D.F) 06013-02779-00669	Clients' Savings	3,415,447	58.54	2,860,506	56.91
		Loan from PKSF	-	-	-	-
		Loan from Govt.	-	-	-	-
		Loan from Other MFIs	-	-	-	-
		Loan from Commercial Banks	-	-	-	-
		Other loans	1,645,713	28.21	1,476,919	29.39
		Donors' Fund	-	-	-	-
		Cumulative Surplus	772,757	13.25	688,564	13.70
		Other Fund	-	-	-	-
		Total	5,833,917	100.00	5,025,989	100.00
540	Social Advancement for Village Environment (SAVE) 00151-01548-00537	Clients' Savings	1,486,403	17.10	2,219,360	25.33
		Loan from PKSF	-	-	-	-
		Loan from Govt.	163,930	1.89	-	-
		Loan from Other MFIs	2,915,566	33.55	730,566	8.34
		Loan from Commercial Banks	-	-	-	-
		Other loans	195,000	2.24	2,058,976	23.50
		Donors' Fund	-	-	-	-
		Cumulative Surplus	3,842,415	44.21	3,754,481	42.84
		Other Fund	88,103	1.01	-	-
		Total	8,691,417	100.00	8,763,383	100.00

SL No.	Name of MFI & Licence NO.	Fund Type	2012-2013 (in Tk.)	%	2011-2012 (in Tk.)	%
541	Social Advancement for People's Liberation Agency (SAPLA) 04176-03569-00316	Clients' Savings	2,372,454	46.44	2,232,413	84.61
		Loan from PKSF	-	-	-	-
		Loan from Govt.	560,000	10.96	501,052	18.99
		Loan from Other MFIs	-	-	-	-
		Loan from Commercial Banks	-	-	-	-
		Other loans	43,083	0.84	100,000	3.79
		Donors' Fund	-	-	-	-
		Cumulative Surplus	2,133,476	41.76	-195,079	-7.39
		Other Fund	-	-	-	-
		Total	5,109,013	100.00	2,638,386	100.00
542	Social Advancement Through Unity (SATU) 01300-00405-00047	Clients' Savings	211,949,016	30.40	181,869,447	27.30
		Loan from PKSF	283,083,291	40.61	323,216,628	48.52
		Loan from Govt.	5,145,561	0.74	402,272	0.06
		Loan from Other MFIs	-	-	-	-
		Loan from Commercial Banks	-	-	-	-
		Other loans	-	-	5,009,925	0.75
		Donors' Fund	-	-	-	-
		Cumulative Surplus	143,999,300	20.66	117,214,288	17.60
		Other Fund	52,970,888	7.60	38,436,932	5.77
		Total	697,148,056	100.00	666,149,492	100.00
543	Social And Economic Enhancement Programme-Seeep 00014-00052-00044	Clients' Savings	77,262,005	36.78	60,522,052	32.42
		Loan from PKSF	-	-	-	-
		Loan from Govt.	-	-	-	-
		Loan from Other MFIs	25,243,440	12.02	24,348,490	13.04
		Loan from Commercial Banks	-	-	-	-
		Other loans	51,130,458	24.34	48,287,136	25.87
		Donors' Fund	2,200,000	1.05	2,200,000	1.18
		Cumulative Surplus	54,234,357	25.82	51,329,529	27.49
		Other Fund	-	-	-	-
		Total	210,070,260	100.00	186,687,207	100.00
544	Social Assistance and Rehabilitation for the Physically Vulnerable 00952-00132-00542	Clients' Savings	15,798,812	60.73	12,712,113	56.90
		Loan from PKSF	-	-	-	-
		Loan from Govt.	-	-	-	-
		Loan from Other MFIs	451,486	1.74	668,497	2.99
		Loan from Commercial Banks	-	-	-	-
		Other loans	6,432,695	24.73	5,460,341	24.44
		Donors' Fund	-	-	-	-
		Cumulative Surplus	3,332,132	12.81	4,769,760	21.35
		Other Fund	-	-	-1,270,249	-5.69
		Total	26,015,125	100.00	22,340,462	100.00
545	Social Association for Future Establishment (SAFE) 06990-02845-00666	Clients' Savings	4,910,213	44.41	4,025,734	43.10
		Loan from PKSF	-	-	-	-
		Loan from Govt.	-	-	-	-
		Loan from Other MFIs	-	-	-	-
		Loan from Commercial Banks	-	-	-	-
		Other loans	4,264,414	38.57	3,686,590	39.47
		Donors' Fund	-	-	-	-
		Cumulative Surplus	1,657,752	14.99	1,627,700	17.43
		Other Fund	224,530	2.03	-	-
		Total	11,056,909	100.00	9,340,024	100.00

SL No.	Name of MFI & Licence NO.	Fund Type	2012-2013 (in Tk.)	%	2011-2012 (in Tk.)	%
546	Social Development Associatioin 05948-03390-00620	Clients' Savings	5,056,383	57.90	3,980,771	47.08
		Loan from PKSf	-	-	-	-
		Loan from Govt.	-	-	-	-
		Loan from Other MFIs	-	-	-	-
		Loan from Commercial Banks	-	-	-	-
		Other loans	49,700	0.57	1,515,428	17.92
		Donors' Fund	-	-	-	-
		Cumulative Surplus	3,249,177	37.20	2,787,434	32.97
		Other Fund	378,380	4.33	171,000	2.02
		Total	8,733,640	100.00	8,454,633	100.00
547	Social Development Association 306344-01621-00531	Clients' Savings	4,516,334	31.97	3,489,686	30.25
		Loan from PKSf	-	-	-	-
		Loan from Govt.	-	-	-	-
		Loan from Other MFIs	-	-	-	-
		Loan from Commercial Banks	-	-	-	-
		Other loans	6,049,264	42.82	5,317,696	46.09
		Donors' Fund	-	-	-	-
		Cumulative Surplus	3,206,494	22.69	2,417,381	20.95
		Other Fund	356,688	2.52	312,313	2.71
		Total	14,128,780	100.00	11,537,076	100.00
548	Social Development Committee (SDC) 02703-01896-00702	Clients' Savings	3,429,877	59.43	3,806,206	64.25
		Loan from PKSf	-	-	-	-
		Loan from Govt.	-	-	-	-
		Loan from Other MFIs	643,490	11.15	546,560	9.23
		Loan from Commercial Banks	-	-	-	-
		Other loans	1,011,500	17.53	1,011,500	17.07
		Donors' Fund	-	-	-	-
		Cumulative Surplus	686,274	11.89	560,198	9.46
		Other Fund	-	-	-	-
		Total	5,771,141	100.00	5,924,464	100.00
549	Social Development Organization (S.D.O) 00845-01185-00590	Clients' Savings	2,847,975	33.61	2,415,434	34.66
		Loan from PKSf	-	-	-	-
		Loan from Govt.	359,920	4.25	359,920	5.16
		Loan from Other MFIs	230,000	2.71	-	-
		Loan from Commercial Banks	-	-	-	-
		Other loans	4,392,000	51.82	3,545,750	50.88
		Donors' Fund	-	-	-	-
		Cumulative Surplus	644,834	7.61	648,181	9.30
		Other Fund	-	-	-	-
		Total	8,474,729	100.00	6,969,285	100.00
550	Social Development Programme 00946-04331-00635	Clients' Savings	2,048,838	23.15	1,213,600	37.08
		Loan from PKSf	-	-	-	-
		Loan from Govt.	-	-	-	-
		Loan from Other MFIs	-	-	-	-
		Loan from Commercial Banks	5,000,000	56.50	-	-
		Other loans	576,875	6.52	854,875	26.12
		Donors' Fund	-	-	-	-
		Cumulative Surplus	1,224,466	13.84	1,204,766	36.81
		Other Fund	-	-	-	-
		Total	8,850,179	100.00	3,273,241	100.00

SL No.	Name of MFI & Licence NO.	Fund Type	2012-2013 (in Tk.)	%	2011-2012 (in Tk.)	%
551	Social Organization for Voluntary Advancement (SOVA) 00736-02038-00215	Clients' Savings	5,093,886	55.06	4,391,130	57.28
		Loan from PKSf	-	-	-	-
		Loan from Govt.	-	-	-	-
		Loan from Other MFIs	-	-	-	-
		Loan from Commercial Banks	-	-	-	-
		Other loans	-	-	-	-
		Donors' Fund	-	-	-	-
		Cumulative Surplus	3,408,342	36.84	2,714,590	35.41
		Other Fund	749,321	8.10	559,908	7.30
	Total	9,251,549	100.00	7,665,628	100.00	
552	Social Upliftment Society (SUS) 00161-00209-00014	Clients' Savings	136,308,796	41.71	126,703,572	44.95
		Loan from PKSf	56,900,000	17.41	53,000,000	18.80
		Loan from Govt.	3,724,000	1.14	2,576,000	0.91
		Loan from Other MFIs	17,524,942	5.36	-	-
		Loan from Commercial Banks	719,500	0.22	1,931,250	0.69
		Other loans	-	-	-	-
		Donors' Fund	-	-	-	-
		Cumulative Surplus	100,443,592	30.74	97,646,372	34.64
		Other Fund	11,160,399	3.42	-	-
	Total	326,781,229	100.00	281,857,194	100.00	
553	Social Welfare Advancement Committee (SWACO) 05222-02410-00585	Clients' Savings	1,452,850	20.97	1,416,107	23.97
		Loan from PKSf	-	-	-	-
		Loan from Govt.	350,000	5.05	-	-
		Loan from Other MFIs	679,807	9.81	614,375	10.40
		Loan from Commercial Banks	-	-	-	-
		Other loans	2,704,790	39.03	2,254,789	38.17
		Donors' Fund	-	-	-	-
		Cumulative Surplus	824,235	11.89	789,500	13.36
		Other Fund	917,713	13.24	833,110	14.10
	Total	6,929,395	100.00	5,907,881	100.00	
554	Society Development Committee (SDC) 03665-02837-00343	Clients' Savings	230,166,969	30.00	196,944,082	27.61
		Loan from PKSf	216,933,331	28.28	297,666,662	41.73
		Loan from Govt.	-	-	-	-
		Loan from Other MFIs	-	-	-	-
		Loan from Commercial Banks	-	-	-	-
		Other loans	810,506	0.11	846,380	0.12
		Donors' Fund	-	-	-	-
		Cumulative Surplus	225,974,882	29.46	179,909,345	25.22
		Other Fund	93,210,894	12.15	37,955,426	5.32
	Total	767,096,582	100.00	713,321,895	100.00	
555	Society for Action Research and Development 05797-03838-00283	Clients' Savings	34,885,951	23.94	32,504,379	23.31
		Loan from PKSf	-	-	-	-
		Loan from Govt.	-	-	-	-
		Loan from Other MFIs	100,000	0.07	100,000	0.07
		Loan from Commercial Banks	23,469,585	16.11	5,951,821	4.27
		Other loans	15,878,814	10.90	14,994,219	10.75
		Donors' Fund	-	-	-	-
		Cumulative Surplus	71,364,839	48.98	85,908,497	61.60
		Other Fund	-	-	-	-
	Total	145,699,189	100.00	139,458,916	100.00	

SL No.	Name of MFI & Licence NO.	Fund Type	2012-2013 (in Tk.)	%	2011-2012 (in Tk.)	%
556	Society For Advancement Of Rural Area (SARA) 05744-04167-00319	Clients' Savings	13,956,160	51.05	9,760,631	37.19
		Loan from PKSf	-	-	-	-
		Loan from Govt.	-	-	-	-
		Loan from Other MFIs	6,216,671	22.74	6,299,996	24.00
		Loan from Commercial Banks	-	-	-	-
		Other loans	-	-	-	-
		Donors' Fund	-	-	-	-
		Cumulative Surplus	7,167,442	26.22	10,188,027	38.81
		Other Fund	-	-	-	-
		Total	27,340,273	100.00	26,248,654	100.00
557	Society for Assistance to the Distressed Humanity 01784-03540-00544	Clients' Savings	3,191,690	44.74	2,973,623	38.96
		Loan from PKSf	-	-	-	-
		Loan from Govt.	455,000	6.38	455,000	5.96
		Loan from Other MFIs	-	-	-	-
		Loan from Commercial Banks	-	-	-	-
		Other loans	1,300,000	18.22	1,600,000	20.96
		Donors' Fund	-	-	-	-
		Cumulative Surplus	2,187,494	30.66	2,604,388	34.12
		Other Fund	-	-	-	-
		Total	7,134,184	100.00	7,633,011	100.00
558	Society for Development Initiatives 01239-03336-00154	Clients' Savings	298,757,448	33.01	235,751,597	32.85
		Loan from PKSf	435,033,322	48.07	395,962,188	55.17
		Loan from Govt.	-	-	-	-
		Loan from Other MFIs	-	-	-	-
		Loan from Commercial Banks	50,000,000	5.52	-	-
		Other loans	-	-	-	-
		Donors' Fund	-	-	-	-
		Cumulative Surplus	112,291,378	12.41	79,530,233	11.08
		Other Fund	8,918,381	0.99	6,469,025	0.90
		Total	905,000,529	100.00	717,713,043	100.00
559	Society for Development of Self Reliance in Bangladesh 00560-00262-00465	Clients' Savings	10,384,418	50.85	7,572,084	52.23
		Loan from PKSf	-	-	-	-
		Loan from Govt.	-	-	-	-
		Loan from Other MFIs	-	-	-	-
		Loan from Commercial Banks	463,380	2.27	-	-
		Other loans	5,788,209	28.35	4,365,925	30.11
		Donors' Fund	-	-	-	-
		Cumulative Surplus	2,973,090	14.56	2,069,884	14.28
		Other Fund	810,818	3.97	490,631	3.38
		Total	20,419,915	100.00	14,498,524	100.00
560	Society for Disadvantage Origins 02009-00571-00509	Clients' Savings	2,860,871	39.78	2,383,061	37.07
		Loan from PKSf	-	-	-	-
		Loan from Govt.	700,000	9.73	25,000	0.39
		Loan from Other MFIs	-	-	-	-
		Loan from Commercial Banks	525,002	7.30	150,000	2.33
		Other loans	2,501,801	34.78	3,340,048	51.96
		Donors' Fund	-	-	-	-
		Cumulative Surplus	604,680	8.41	529,845	8.24
		Other Fund	-	-	-	-
		Total	7,192,354	100.00	6,427,954	100.00

SL No.	Name of MFI & Licence NO.	Fund Type	2012-2013 (in Tk.)	%	2011-2012 (in Tk.)	%
561	Society for Family Happiness & Prosperity 01076-00719-00111	Clients' Savings	114,889,299	58.36	70,251,904	57.24
		Loan from PKSf	-	-	-	-
		Loan from Govt.	-	-	-	-
		Loan from Other MFIs	-	-	-	-
		Loan from Commercial Banks	3,800,000	1.93	2,375,000	1.94
		Other loans	57,686,598	29.30	36,475,712	29.72
		Donors' Fund	875,000	0.44	875,000	0.71
		Cumulative Surplus	19,609,868	9.96	12,760,465	10.40
		Other Fund	-	-	-	-
		Total	196,860,765	100.00	122,738,081	100.00
562	Society for Participatory Economic Social Development (SPESD-Bangladesh) 03816-02456-00398	Clients' Savings	2,728,136	37.47	2,644,285	30.51
		Loan from PKSf	-	-	-	-
		Loan from Govt.	-	-	-	-
		Loan from Other MFIs	-	-	-	-
		Loan from Commercial Banks	61,453	0.84	592,446	6.83
		Other loans	1,550,000	21.29	2,660,000	30.69
		Donors' Fund	-	-	-	-
		Cumulative Surplus	2,771,165	38.06	2,705,776	31.22
		Other Fund	169,808	2.33	65,389	0.75
		Total	7,280,562	100.00	8,667,896	100.00
563	Society for Project Implementation Research Evaluation & Training (SOPIRET) 01874-02086-00279	Clients' Savings	73,974,321	34.92	58,864,355	32.82
		Loan from PKSf	72,700,000	34.32	70,550,000	39.34
		Loan from Govt.	-	-	-	-
		Loan from Other MFIs	-	-	-	-
		Loan from Commercial Banks	-	-	-	-
		Other loans	-	-	-	-
		Donors' Fund	-	-	-	-
		Cumulative Surplus	65,181,986	30.77	49,922,224	27.84
		Other Fund	-	-	-	-
		Total	211,856,307	100.00	179,336,579	100.00
564	Society for Social Advancement of Rural People 01278-03047-00534	Clients' Savings	3,677,058	33.59	3,520,536	25.67
		Loan from PKSf	-	-	-	-
		Loan from Govt.	-	-	-	-
		Loan from Other MFIs	-	-	-	-
		Loan from Commercial Banks	5,897,398	53.87	9,030,799	65.84
		Other loans	338,848	3.10	319,668	2.33
		Donors' Fund	-	-	-	-
		Cumulative Surplus	1,034,076	9.45	844,811	6.16
		Other Fund	-	-	-	-
		Total	10,947,380	100.00	13,715,814	100.00
565	Society for Social Development and Economy (SSDE) 01136-01051-00367	Clients' Savings	3,638,986	42.15	3,340,652	39.58
		Loan from PKSf	-	-	-	-
		Loan from Govt.	-	-	-	-
		Loan from Other MFIs	-	-	-	-
		Loan from Commercial Banks	-	-	-	-
		Other loans	1,033,175	11.97	1,609,584	19.07
		Donors' Fund	-	-	-	-
		Cumulative Surplus	3,582,555	41.50	3,047,859	36.11
		Other Fund	377,897	4.38	442,556	5.24
		Total	8,632,613	100.00	8,440,651	100.00

SL No.	Name of MFI & Licence NO.	Fund Type	2012-2013 (in Tk.)	%	2011-2012 (in Tk.)	%
566	Society for Social Service (SSS) 00645-01002-00025	Clients' Savings	3,090,658,354	47.07	2,311,288,061	45.18
		Loan from PKSf	1,681,099,990	25.60	1,508,166,663	29.48
		Loan from Govt.	15,966,632	0.24	15,327,890	0.30
		Loan from Other MFIs	-	-	-	-
		Loan from Commercial Banks	171,018,352	2.60	110,869,954	2.17
		Other loans	236,989,057	3.61	142,300,641	2.78
		Donors' Fund	37,829,038	0.58	37,829,038	0.74
		Cumulative Surplus	1,125,660,336	17.14	942,498,631	18.42
		Other Fund	206,944,582	3.15	47,292,216	0.92
		Total	6,566,166,341	100.00	5,115,573,094	100.00
567	Society for UDDOG. 03395-00446-00738	Clients' Savings	4,990,190	29.38	3,105,646	29.94
		Loan from PKSf	-	-	-	-
		Loan from Govt.	902,000	5.31	445,141	4.29
		Loan from Other MFIs	1,233,640	7.26	561,120	5.41
		Loan from Commercial Banks	53,901	0.32	17,489	0.17
		Other loans	62,928	0.37	72,259	0.70
		Donors' Fund	7,268,909	42.79	4,237,535	40.85
		Cumulative Surplus	-	-	-	-
		Other Fund	2,474,063	14.57	1,935,353	18.65
		Total	16,985,631	100.00	10,374,543	100.00
568	Society for Unhappy & Needy 06259-04852-00500	Clients' Savings	1,588,046	27.08	1,366,729	24.58
		Loan from PKSf	-	-	-	-
		Loan from Govt.	-	-	-	-
		Loan from Other MFIs	-	-	-	-
		Loan from Commercial Banks	-	-	-	-
		Other loans	3,615,000	61.63	3,400,000	61.15
		Donors' Fund	-	-	-	-
		Cumulative Surplus	662,214	11.29	793,294	14.27
		Other Fund	-	-	-	-
		Total	5,865,260	100.00	5,560,023	100.00
569	Society For Urban And Rural Advancement 04785-04318-00502	Clients' Savings	9,984,072	65.63	9,412,977	73.86
		Loan from PKSf	-	-	-	-
		Loan from Govt.	-	-	-	-
		Loan from Other MFIs	-	-	-	-
		Loan from Commercial Banks	-	-	-	-
		Other loans	866,293	5.69	150,000	1.18
		Donors' Fund	-	-	-	-
		Cumulative Surplus	4,362,094	28.67	3,181,521	24.96
		Other Fund	-	-	-	-
		Total	15,212,459	100.00	12,744,498	100.00
570	Socio Economic Backing Association (SEBA) 01151-00141-00287	Clients' Savings	218,403,158	57.38	16,654,633	11.74
		Loan from PKSf	-	-	-	-
		Loan from Govt.	2,590,000	0.68	-	-
		Loan from Other MFIs	-	-	-	-
		Loan from Commercial Banks	35,780,590	9.40	24,779,654	17.46
		Other loans	41,529,500	10.91	29,513,000	20.80
		Donors' Fund	-	-	-	-
		Cumulative Surplus	82,108,519	21.57	70,737,158	49.85
		Other Fund	203,566	0.05	203,586	0.14
		Total	380,615,333	100.00	141,888,031	100.00

SL No.	Name of MFI & Licence NO.	Fund Type	2012-2013 (in Tk.)	%	2011-2012 (in Tk.)	%
571	Socio Economic Development Agency (SEDA) 02168-04123-00424	Clients' Savings	4,190,656	40.69	3,988,227	41.33
		Loan from PKSF	-	-	-	-
		Loan from Govt.	350,000	3.40	-	-
		Loan from Other MFIs	-	-	-	-
		Loan from Commercial Banks	-	-	-	-
		Other loans	413,341	4.01	327,891	3.40
		Donors' Fund	100,000	0.97	100,000	1.04
		Cumulative Surplus	5,089,968	49.42	5,077,821	52.62
		Other Fund	155,605	1.51	155,605	1.61
		Total	10,299,570	100.00	9,649,544	100.00
572	Socio Economic Health Education Organization 01826-01668-00532	Clients' Savings	46,319,699	19.00	29,375,514	21.93
		Loan from PKSF	-	-	-	-
		Loan from Govt.	3,900,115	1.60	4,458,053	3.33
		Loan from Other MFIs	-	-	-	-
		Loan from Commercial Banks	58,658,456	24.06	25,104,317	18.74
		Other loans	34,484,950	14.14	6,400,000	4.78
		Donors' Fund	100,479,263	41.21	68,608,999	51.22
		Cumulative Surplus	-	-	-	-
		Other Fund	-	-	-	-
		Total	243,842,483	100.00	133,946,883	100.00
573	Socio-Economic And Environment Development Sangstha 00886-02685-00466	Clients' Savings	6,668,081	35.45	5,724,605	37.58
		Loan from PKSF	-	-	-	-
		Loan from Govt.	-	-	-	-
		Loan from Other MFIs	-	-	-	-
		Loan from Commercial Banks	-	-	-	-
		Other loans	7,816,765	41.56	5,847,357	38.39
		Donors' Fund	-	-	-	-
		Cumulative Surplus	4,323,364	22.99	3,660,529	24.03
		Other Fund	-	-	-	-
		Total	18,808,210	100.00	15,232,491	100.00
574	Society for Development Actions for Nation Towards Advancement (Deganta) 00745-00944-00382	Clients' Savings	8,966,587	71.40	6,992,384	63.74
		Loan from PKSF	-	-	-	-
		Loan from Govt.	-	-	-	-
		Loan from Other MFIs	-	-	-	-
		Loan from Commercial Banks	471,059	3.75	-	-
		Other loans	-	-	1,000,000	9.12
		Donors' Fund	-	-	-	-
		Cumulative Surplus	3,002,241	23.91	2,802,241	25.54
		Other Fund	117,958	0.94	175,647	1.60
		Total	12,557,845	100.00	10,970,272	100.00
575	Society for Peace & Charity 00970-01028-00455	Clients' Savings	1,892,650	42.44	1,924,128	40.26
		Loan from PKSF	-	-	-	-
		Loan from Govt.	60,616	1.36	64,616	1.35
		Loan from Other MFIs	91,804	2.06	54,832	1.15
		Loan from Commercial Banks	1,527,026	34.24	1,942,971	40.65
		Other loans	339,030	7.60	267,310	5.59
		Donors' Fund	-	-	-	-
		Cumulative Surplus	548,948	12.31	525,636	11.00
		Other Fund	-	-	-	-
		Total	4,460,074	100.00	4,779,493	100.00

SL No.	Name of MFI & Licence NO.	Fund Type	2012-2013 (in Tk.)	%	2011-2012 (in Tk.)	%
576	Society of Renaissa Bangladesh 02109-03307-00414	Clients' Savings	3,452,046	60.36	3,427,215	80.23
		Loan from PKSF	-	-	-	-
		Loan from Govt.	-	-	-	-
		Loan from Other MFIs	-	-	-	-
		Loan from Commercial Banks	-	-	-	-
		Other loans	2,200,000	38.47	815,000	19.08
		Donors' Fund	-	-	-	-
		Cumulative Surplus	66,937	1.17	29,366	0.69
		Other Fund	-	-	-	-
		Total	5,718,983	100.00	4,271,581	100.00
577	SOJAG 01294-02087-00011	Clients' Savings	139,495,352	13.42	115,560,722	11.97
		Loan from PKSF	738,360,000	71.01	731,500,000	75.76
		Loan from Govt.	-	-	-	-
		Loan from Other MFIs	-	-	-	-
		Loan from Commercial Banks	-	-	-	-
		Other loans	-	-	-	-
		Donors' Fund	-	-	-	-
		Cumulative Surplus	145,867,190	14.03	103,922,909	10.76
		Other Fund	16,051,941	1.54	14,503,898	1.50
		Total	1,039,774,483	100.00	965,487,529	100.00
578	Somaj Unnoyan Karjocrom (SUK) 01682-00678-00594	Clients' Savings	1,938,965	42.47	1,567,330	50.50
		Loan from PKSF	-	-	-	-
		Loan from Govt.	-	-	-	-
		Loan from Other MFIs	-	-	-	-
		Loan from Commercial Banks	1,500,000	32.85	-	-
		Other loans	931,000	20.39	1,308,000	42.15
		Donors' Fund	-	-	-	-
		Cumulative Surplus	195,998	4.29	228,209	7.35
		Other Fund	-	-	-	-
		Total	4,565,963	100.00	3,103,539	100.00
579	SOMAN 02655-01032-00341	Clients' Savings	369,835	5.93	263,936	4.30
		Loan from PKSF	-	-	-	-
		Loan from Govt.	-	-	-	-
		Loan from Other MFIs	-	-	-	-
		Loan from Commercial Banks	1,647,261	26.43	1,647,261	26.82
		Other loans	-	-	43,285	0.70
		Donors' Fund	-	-	-	-
		Cumulative Surplus	4,216,228	67.64	4,188,350	68.18
		Other Fund	-	-	-	-
		Total	6,233,324	100.00	6,142,832	100.00
580	Sonali Bhabishyat 00203-00656-00377	Clients' Savings	5,994,701	34.43	5,262,627	45.28
		Loan from PKSF	-	-	-	-
		Loan from Govt.	3,648,688	20.96	3,110,266	26.76
		Loan from Other MFIs	-	-	-	-
		Loan from Commercial Banks	4,775,606	27.43	-	-
		Other loans	-	-	400,000	3.44
		Donors' Fund	-	-	-	-
		Cumulative Surplus	2,992,214	17.19	2,849,555	24.52
		Other Fund	-	-	-	-
		Total	17,411,209	100.00	11,622,448	100.00

SL No.	Name of MFI & Licence NO.	Fund Type	2012-2013 (in Tk.)	%	2011-2012 (in Tk.)	%
581	Sonali Unnayan Foundation 00071-02963-00385	Clients' Savings	117,240,338	126.98	129,095,245	83.56
		Loan from PKSF	-	-	-	-
		Loan from Govt.	868,344	0.94	2,455,880	1.59
		Loan from Other MFIs	-	-	-	-
		Loan from Commercial Banks	-	-	400,000	0.26
		Other loans	821,000	0.89	15,539,300	10.06
		Donors' Fund	-	-	-	-
		Cumulative Surplus	-26,596,726	-28.81	7,004,410	4.53
		Other Fund	-	-	-	-
		Total	92,332,956	100.00	154,494,835	100.00
582	Sonali Unnayan Foundation (SUF) 03792-03301-00005	Clients' Savings	15,851,842	76.01	16,535,264	75.54
		Loan from PKSF	-	-	-	-
		Loan from Govt.	875,000	4.20	-	-
		Loan from Other MFIs	-	-	-	-
		Loan from Commercial Banks	501,144	2.40	448,661	2.05
		Other loans	3,506,500	16.81	4,900,000	22.38
		Donors' Fund	-	-	-	-
		Cumulative Surplus	121,809	0.58	6,894	0.03
		Other Fund	-	-	-	-
		Total	20,856,295	100.00	21,890,819	100.00
583	Soochana 00139-01289-00060	Clients' Savings	2,742,890	22.40	3,768,510	36.49
		Loan from PKSF	-	-	-	-
		Loan from Govt.	4,308,403	35.18	2,185,891	21.17
		Loan from Other MFIs	-	-	-	-
		Loan from Commercial Banks	-	-	-	-
		Other loans	261,212	2.13	261,212	2.53
		Donors' Fund	-	-	-	-
		Cumulative Surplus	4,280,362	34.95	3,928,295	38.04
		Other Fund	654,631	5.35	182,346	1.77
		Total	12,247,498	100.00	10,326,254	100.00
584	Sopnil Bangladesh Foundation 00124-00809-00733	Clients' Savings	3,591,493	61.32	3,512,840	68.21
		Loan from PKSF	-	-	-	-
		Loan from Govt.	-	-	-	-
		Loan from Other MFIs	-	-	-	-
		Loan from Commercial Banks	-	-	-	-
		Other loans	1,817,000	31.02	1,517,000	29.46
		Donors' Fund	-	-	-	-
		Cumulative Surplus	448,331	7.65	120,302	2.34
		Other Fund	-	-	-	-
		Total	5,856,824	100.00	5,150,142	100.00
585	Soul Foundation for Disadvantaged Womenn 04014-03552-00503	Clients' Savings	10,178,457	61.61	10,125,718	63.18
		Loan from PKSF	-	-	-	-
		Loan from Govt.	-	-	-	-
		Loan from Other MFIs	-	-	-	-
		Loan from Commercial Banks	-	-	-	-
		Other loans	400,000	2.42	635,000	3.96
		Donors' Fund	-	-	-	-
		Cumulative Surplus	5,689,683	34.44	5,014,203	31.29
		Other Fund	252,144	1.53	252,144	1.57
		Total	16,520,284	100.00	16,027,065	100.00

SL No.	Name of MFI & Licence NO.	Fund Type	2012-2013 (in Tk.)	%	2011-2012 (in Tk.)	%
586	South Asia Partnership-Bangladesh 00452-03124-00302	Clients' Savings	69,810,887	34.50	57,644,199	26.44
		Loan from PKSF	93,616,660	46.27	124,312,511	57.02
		Loan from Govt.	-	-	-	-
		Loan from Other MFIs	12,915,431	6.38	12,877,965	5.91
		Loan from Commercial Banks	-	-	-	-
		Other loans	-	-	-	-
		Donors' Fund	-	-	-	-
		Cumulative Surplus	22,948,444	11.34	21,121,162	9.69
		Other Fund	3,047,632	1.51	2,064,248	0.95
		Total	202,339,054	100.00	218,020,085	100.00
587	Sram Unnayan Sangstha 01301-00146-00219	Clients' Savings	9,565,287	45.72	10,265,902	48.02
		Loan from PKSF	850,000	4.06	-	-
		Loan from Govt.	-	-	-	-
		Loan from Other MFIs	5,522,798	26.40	1,200,000	5.61
		Loan from Commercial Banks	1,235,000	5.90	263,000	1.23
		Other loans	-	-	445,728	2.08
		Donors' Fund	-	-	-	-
		Cumulative Surplus	3,746,916	17.91	6,251,031	29.24
		Other Fund	-	-	2,953,922	13.82
		Total	20,920,001	100.00	21,379,583	100.00
588	Srijan Mohila Sangstha 01677-02499-00649	Clients' Savings	4,272,344	44.32	-	-
		Loan from PKSF	490,000	5.08	-	-
		Loan from Govt.	-	-	-	-
		Loan from Other MFIs	-	-	-	-
		Loan from Commercial Banks	-	-	-	-
		Other loans	-	-	-	-
		Donors' Fund	465,100	4.83	-	-
		Cumulative Surplus	4,411,498	45.77	-	-
		Other Fund	-	-	-	-
		Total	9,638,942	100.00	0	0.00
589	Sristy (Sristy) Society For Rural Improvement And Stability 00600-00238-00693	Clients' Savings	1,576,043	21.41	2,012,359	28.03
		Loan from PKSF	-	-	-	-
		Loan from Govt.	-	-	-	-
		Loan from Other MFIs	-	-	-	-
		Loan from Commercial Banks	-	-	-	-
		Other loans	210,000	2.85	210,000	2.93
		Donors' Fund	-	-	-	-
		Cumulative Surplus	5,575,330	75.74	4,956,409	69.04
		Other Fund	-	-	-	-
		Total	7,361,373	100.00	7,178,768	100.00
590	Srizony Bangladesh 00675-01941-00239	Clients' Savings	137,540,840	24.20	121,455,615	22.04
		Loan from PKSF	156,249,998	27.50	135,249,998	24.54
		Loan from Govt.	-	-	-	-
		Loan from Other MFIs	-	-	-	-
		Loan from Commercial Banks	160,406,798	28.23	190,157,039	34.51
		Other loans	6,040,885	1.06	5,207,790	0.95
		Donors' Fund	20,000	0.00	20,000	0.00
		Cumulative Surplus	107,991,742	19.00	98,967,463	17.96
		Other Fund	-	-	-	-
		Total	568,250,263	100.00	551,057,905	100.00

SL No.	Name of MFI & Licence NO.	Fund Type	2012-2013 (in Tk.)	%	2011-2012 (in Tk.)	%
591	Step for Advanced Future and Economy (SAFE) 01661-02284-00236	Clients' Savings	7,849,604	62.03	6,456,888	78.02
		Loan from PKSF	-	-	-	-
		Loan from Govt.	-	-	-	-
		Loan from Other MFIs	-	-	-	-
		Loan from Commercial Banks	-	-	-	-
		Other loans	3,100,000	24.50	2,170,000	26.22
		Donors' Fund	-	-	-	-
		Cumulative Surplus	1,705,613	13.48	-351,228	-4.24
		Other Fund	-	-	-	-
		Total	12,655,217	100.00	8,275,660	100.00
592	Step Towards Empowerment of the Poor (STEP) 03227-00309-00327	Clients' Savings	15,707,885	51.39	12,259,834	45.78
		Loan from PKSF	-	-	-	-
		Loan from Govt.	-	-	-	-
		Loan from Other MFIs	-	-	-	-
		Loan from Commercial Banks	-	-	-	-
		Other loans	-	-	-	-
		Donors' Fund	-	-	-	-
		Cumulative Surplus	14,859,719	48.61	14,522,189	54.22
		Other Fund	-	-	-	-
		Total	30,567,604	100.00	26,782,023	100.00
593	Sthanio Unnayan Sangstha 01996-00602-00297	Clients' Savings	7,836,421	52.38	7,165,184	52.62
		Loan from PKSF	-	-	-	-
		Loan from Govt.	-	-	-	-
		Loan from Other MFIs	-	-	-	-
		Loan from Commercial Banks	-	-	-	-
		Other loans	3,092,511	20.67	2,494,333	18.32
		Donors' Fund	-	-	-	-
		Cumulative Surplus	4,031,291	26.95	3,956,038	29.06
		Other Fund	-	-	-	-
		Total	14,960,222	100.00	13,615,554	100.00
594	Stitching Land Ontwikkelings Project Bangladesh 01577-01807-00476	Clients' Savings	16428685	42.64	5,172,228	65.54
		Loan from PKSF	-	-	-	-
		Loan from Govt.	-	-	-	-
		Loan from Other MFIs	-	-	-	-
		Loan from Commercial Banks	-	-	-	-
		Other loans	1832879	4.76	1,469,532	18.62
		Donors' Fund	-	-	-	-
		Cumulative Surplus	17078197	44.33	1,250,143	15.84
		Other Fund	3186570	8.27	-	-
		Total	38,526,331	100.00	7,891,903	100.00
595	Suchana Samaj Unnayan Sangstha 02373-04595-00267	Clients' Savings	8,825,765	29.94	9,153,528	28.76
		Loan from PKSF	16,116,656	54.68	18,199,996	57.19
		Loan from Govt.	-	-	-	-
		Loan from Other MFIs	-	-	-	-
		Loan from Commercial Banks	-	-	-	-
		Other loans	-	-	-	-
		Donors' Fund	-	-	-	-
		Cumulative Surplus	3,707,516	12.58	4,165,620	13.09
		Other Fund	823,783	2.79	304,378	0.96
		Total	29,473,720	100.00	31,823,522	100.00

SL No.	Name of MFI & Licence NO.	Fund Type	2012-2013 (in Tk.)	%	2011-2012 (in Tk.)	%
596	Support for Rural Advancement Society 00396-01811-00041	Clients' Savings	4,953,997	47.43	4,241,137	47.61
		Loan from PKSf	-	-	-	-
		Loan from Govt.	4,638,904	44.41	3,494,390	39.23
		Loan from Other MFIs	141,202	1.35	123,061	1.38
		Loan from Commercial Banks	-	-	-	-
		Other loans	-	-	-	-
		Donors' Fund	-	-	-	-
		Cumulative Surplus	522,060	5.00	482,989	5.42
		Other Fund	188,723	1.81	565,770	6.35
		Total	10,444,886	100.00	8,907,347	100.00
597	Supta Protiva Bikash Sangstha 05400-01060-00698	Clients' Savings	2,015,500	39.25	1,991,926	41.58
		Loan from PKSf	-	-	-	-
		Loan from Govt.	-	-	-	-
		Loan from Other MFIs	-	-	-	-
		Loan from Commercial Banks	-	-	-	-
		Other loans	310,000	6.04	-	-
		Donors' Fund	-	-	-	-
		Cumulative Surplus	2,809,050	54.71	2,798,480	58.42
		Other Fund	-	-	-	-
		Total	5,134,550	100.00	4,790,406	100.00
598	Suryasarathi Foundation 00067-201KA-00419	Clients' Savings	5,499,017	22.50	3,329,988	27.37
		Loan from PKSf	-	-	-	-
		Loan from Govt.	700,000	2.86	-	-
		Loan from Other MFIs	-	-	-	-
		Loan from Commercial Banks	13,586,040	55.59	5,000,000	41.10
		Other loans	2,636,823	10.79	2,184,811	17.96
		Donors' Fund	-	-	-	-
		Cumulative Surplus	1,814,292	7.42	1,650,164	13.56
		Other Fund	201,588	0.82	-	-
		Total	24,437,760	100.00	12,164,963	100.00
599	Sustainable Upliftment Initiative Trust (SUITT) 05895-02402-00720	Clients' Savings	2,406,707	31.66	3,801,805	37.64
		Loan from PKSf	-	-	-	-
		Loan from Govt.	-	-	-	-
		Loan from Other MFIs	-	-	-	-
		Loan from Commercial Banks	-	-	-	-
		Other loans	4,349,906	57.21	5,538,866	54.83
		Donors' Fund	-	-	-	-
		Cumulative Surplus	846,235	11.13	760,996	7.53
		Other Fund	-	-	-	-
		Total	7,602,848	100.00	10,101,667	100.00
600	Swadesh Unnayan Sangstha-Gopalganj (SUSG) 01259-00750-00559	Clients' Savings	2,784,753	39.00	2,220,035	35.98
		Loan from PKSf	-	-	-	-
		Loan from Govt.	-	-	-	-
		Loan from Other MFIs	-	-	-	-
		Loan from Commercial Banks	-	-	-	-
		Other loans	377,285	5.28	-	-
		Donors' Fund	-	-	-	-
		Cumulative Surplus	3,978,370	55.72	3,806,787	61.69
		Other Fund	-	-	143,815	2.33
		Total	7,140,408	100.00	6,170,637	100.00

SL No.	Name of MFI & Licence NO.	Fund Type	2012-2013 (in Tk.)	%	2011-2012 (in Tk.)	%
601	Swakalpa Society 00848-00578-00608	Clients' Savings	3,054,836	39.48	2,927,048	38.71
		Loan from PKSf	-	-	-	-
		Loan from Govt.	-	-	-	-
		Loan from Other MFIs	-	-	-	-
		Loan from Commercial Banks	-	-	-	-
		Other loans	713,000	9.21	1,038,000	13.73
		Donors' Fund	-	-	-	-
		Cumulative Surplus	3,199,793	41.35	2,817,716	37.26
		Other Fund	770,207	9.95	779,053	10.30
		Total	7,737,836	100.00	7,561,817	100.00
602	Swanirvar Bangladesh 00495-03562-00311	Clients' Savings	27,718,534	38.85	25,856,245	36.50
		Loan from PKSf	56,406,666	79.05	59,556,666	84.08
		Loan from Govt.	-	-	-	-
		Loan from Other MFIs	-	-	-	-
		Loan from Commercial Banks	-	-	-	-
		Other loans	-	-	-	-
		Donors' Fund	-	-	-	-
		Cumulative Surplus	-12,769,127	-17.89	-14,581,311	-20.59
		Other Fund	-	-	-	-
		Total	71,356,073	100.00	70,831,600	100.00
603	Tamanna Foundation 00632-04035-00701	Clients' Savings	2,944,327	21.16	3,280,155	58.47
		Loan from PKSf	93	0.00	-	-
		Loan from Govt.	-	-	-	-
		Loan from Other MFIs	8,729,526	62.74	-	-
		Loan from Commercial Banks	-	-	-	-
		Other loans	-	-	-	-
		Donors' Fund	-	-	-	-
		Cumulative Surplus	2,044,803	14.70	1,970,123	35.12
		Other Fund	195,433	1.40	359,960	6.42
		Total	13,914,182	100.00	5,610,238	100.00
604	Taltala Jubo Unnayon Sangothon (Taida) 01547-00063-00093	Clients' Savings	2,087,691	42.83	1,763,872	38.83
		Loan from PKSf	-	-	-	-
		Loan from Govt.	-	-	-	-
		Loan from Other MFIs	-	-	-	-
		Loan from Commercial Banks	-	-	-	-
		Other loans	-	-	-	-
		Donors' Fund	-	-	-	-
		Cumulative Surplus	2,586,322	53.06	2,579,119	56.77
		Other Fund	200,000	4.10	200,000	4.40
		Total	4,874,013	100.00	4,542,991	100.00
605	Tarana Trust 2370-00151-00653	Clients' Savings	3,872,229	43.33	3,596,372	46.55
		Loan from PKSf	-	-	-	-
		Loan from Govt.	-	-	-	-
		Loan from Other MFIs	-	-	-	-
		Loan from Commercial Banks	-	-	-	-
		Other loans	3,419,800	38.26	2,953,800	38.23
		Donors' Fund	-	-	-	-
		Cumulative Surplus	1,290,814	14.44	935,520	12.11
		Other Fund	354,314	3.96	239,736	3.10
		Total	8,937,157	100.00	7,725,428	100.00

SL No.	Name of MFI & Licence NO.	Fund Type	2012-2013 (in Tk.)	%	2011-2012 (in Tk.)	%
606	Tarango 01152-01809-00523	Clients' Savings	11,627,861	59.71	9,455,879	65.19
		Loan from PKSF	-	-	-	-
		Loan from Govt.	-	-	-	-
		Loan from Other MFIs	-	-	-	-
		Loan from Commercial Banks	-	-	-	-
		Other loans	5,494,629	28.21	3,418,219	23.57
		Donors' Fund	-	-	-	-
		Cumulative Surplus	2,352,844	12.08	1,630,946	11.24
		Other Fund	-	-	-	-
		Total	19,475,334	100.00	14,505,044	100.00
607	Technical Assistance For Rural Development 01822-02985-00699	Clients' Savings	29,589,661	61.43	25,069,461	58.55
		Loan from PKSF	-	-	-	-
		Loan from Govt.	-	-	-	-
		Loan from Other MFIs	-	-	-	-
		Loan from Commercial Banks	-	-	-	-
		Other loans	3,113,000	6.46	2,305,000	5.38
		Donors' Fund	6,700,000	13.91	6,700,000	15.65
		Cumulative Surplus	2,001,009	4.15	6,728,499	15.72
		Other Fund	6,764,107	14.04	2,011,509	4.70
		Total	48,167,777	100.00	42,814,469	100.00
608	Tekshoi Unnayan Sangstha 00428-01937-00621	Clients' Savings	3,278,878	64.25	2,909,604	58.72
		Loan from PKSF	-	-	-	-
		Loan from Govt.	-	-	-	-
		Loan from Other MFIs	-	-	-	-
		Loan from Commercial Banks	-	-	-	-
		Other loans	223,550	4.38	310,550	6.27
		Donors' Fund	-	-	-	-
		Cumulative Surplus	1,600,715	31.37	1,734,541	35.01
		Other Fund	-	-	-	-
		Total	5,103,143	100.00	4,954,695	100.00
609	Thanapara Swallows Development Society 01921-04875-00550	Clients' Savings	5,764,674	49.13	4,872,540	46.19
		Loan from PKSF	-	-	-	-
		Loan from Govt.	-	-	-	-
		Loan from Other MFIs	-	-	-	-
		Loan from Commercial Banks	-	-	-	-
		Other loans	218,738	1.86	177,823	1.69
		Donors' Fund	3,534,766	30.13	3,534,766	33.50
		Cumulative Surplus	2,215,385	18.88	1,964,919	18.62
		Other Fund	-	-	-	-
		Total	11,733,563	100.00	10,550,048	100.00
610	The Coastal Rural and Urban Poor Development Association (The Crupda) 00749-00516-00434	Clients' Savings	2,257,530	29.53	2,971,135	31.91
		Loan from PKSF	-	-	-	-
		Loan from Govt.	100,011	1.31	140,011	1.50
		Loan from Other MFIs	4,386,375	57.37	3,067,000	32.94
		Loan from Commercial Banks	2,300,000	30.08	4,500,000	48.32
		Other loans	36,484	0.48	121,041	1.30
		Donors' Fund	-	-	-	-
		Cumulative Surplus	-1,434,808	-18.77	-1,487,079	-15.97
		Other Fund	-	-	-	-
		Total	7,645,592	100.00	9,312,108	100.00

SL No.	Name of MFI & Licence NO.	Fund Type	2012-2013 (in Tk.)	%	2011-2012 (in Tk.)	%
611	The Garo Baptist Convention Christian Health project, Joyramkura 04540-04427-00376	Clients' Savings	15,637,588	33.59	16,067,613	32.86
		Loan from PKSF	-	-	-	-
		Loan from Govt.	-	-	-	-
		Loan from Other MFIs	-	-	-	-
		Loan from Commercial Banks	-	-	-	-
		Other loans	-	-	-	-
		Donors' Fund	26,833,830	57.64	26,833,830	54.88
		Cumulative Surplus	3,569,919	7.67	5,789,206	11.84
		Other Fund	510,551	1.10	202,527	0.41
	Total	46,551,888	100.00	48,893,176	100.00	
612	TMSS 00704-00470-00105	Clients' Savings	2,998,393,550	34.10	2,466,031,400	33.84
		Loan from PKSF	1,919,169,979	21.82	1,493,611,093	20.50
		Loan from Govt.	-	-	-	-
		Loan from Other MFIs	-	-	-	-
		Loan from Commercial Banks	1,548,867,558	17.61	1,630,733,086	22.38
		Other loans	233,886,715	2.66	222,970,501	3.06
		Donors' Fund	-	-	-	-
		Cumulative Surplus	2,012,776,547	22.89	1,403,299,226	19.26
		Other Fund	80,817,493	0.92	70,208,561	0.96
	Total	8,793,911,842	100.00	7,286,853,867	100.00	
613	Tribedi Mahila Samaj Unnayan Sangstha 00803-00269-00521	Clients' Savings	14,250,353	27.78	13,252,287	25.81
		Loan from PKSF	-	-	-	-
		Loan from Govt.	-	-	-	-
		Loan from Other MFIs	-	-	-	-
		Loan from Commercial Banks	-	-	-	-
		Other loans	3,073,006	5.99	3,088,006	6.01
		Donors' Fund	17,174,500	33.48	18,174,500	35.40
		Cumulative Surplus	16,798,049	32.75	16,832,731	32.78
		Other Fund	-	-	-	-
	Total	51,295,908	100.00	51,347,524	100.00	
614	Udayan Samity (US) 01714-01452-00587	Clients' Savings	3,117,284	51.26	2,443,499	45.66
		Loan from PKSF	-	-	-	-
		Loan from Govt.	-	-	-	-
		Loan from Other MFIs	-	-	-	-
		Loan from Commercial Banks	-	-	-	-
		Other loans	1,400,000	23.02	1,400,000	26.16
		Donors' Fund	-	-	-	-
		Cumulative Surplus	1,564,345	25.72	1,508,082	28.18
		Other Fund	-	-	-	-
	Total	6,081,629	100.00	5,351,581	100.00	
615	Udayan-Bangladesh 03183-00208-00683	Clients' Savings	1,456,991	23.89	2,222,561	38.53
		Loan from PKSF	-	-	-	-
		Loan from Govt.	-	-	-	-
		Loan from Other MFIs	-	-	-	-
		Loan from Commercial Banks	-	-	-	-
		Other loans	3,968,181	65.05	2,901,931	50.31
		Donors' Fund	-	-	-	-
		Cumulative Surplus	674,562	11.06	644,145	11.17
		Other Fund	-	-	-	-
	Total	6,099,734	100.00	5,768,637	100.00	

SL No.	Name of MFI & Licence NO.	Fund Type	2012-2013 (in Tk.)	%	2011-2012 (in Tk.)	%
616	Udayan Sangstha 01027-03176-00577	Clients' Savings	1,586,104	44.75	1,443,443	36.25
		Loan from PKSF	-	-	-	-
		Loan from Govt.	-	-	-	-
		Loan from Other MFIs	233,340	6.58	578,961	14.54
		Loan from Commercial Banks	-	-	-	-
		Other loans	1,142,993	32.25	1,448,993	36.39
		Donors' Fund	-	-	-	-
		Cumulative Surplus	582,074	16.42	510,728	12.83
		Other Fund	-	-	-	-
		Total	3,544,511	100.00	3,982,125	100.00
617	Udoy (Akti SamajKallyanmulak Protisthan) 00389-00173-00165	Clients' Savings	48,717,868	35.14	41,691,489	34.45
		Loan from PKSF	-	-	-	-
		Loan from Govt.	10,348,600	7.47	9,888,553	8.17
		Loan from Other MFIs	-	-	-	-
		Loan from Commercial Banks	44,778,491	32.30	35,607,574	29.42
		Other loans	-	-	-	-
		Donors' Fund	-	-	-	-
		Cumulative Surplus	11,269,809	8.13	10,148,457	8.39
		Other Fund	23,512,411	16.96	23,688,121	19.57
		Total	138,627,179	100.00	121,024,194	100.00
618	UJAN (Akti Manab Kallyan Sangstha) 01868-02583-00415	Clients' Savings	49,928,076	84.08	7,106,176	41.13
		Loan from PKSF	-	-	-	-
		Loan from Govt.	-	-	-	-
		Loan from Other MFIs	-	-	-	-
		Loan from Commercial Banks	-	-	-	-
		Other loans	7,548,632	12.71	8,435,555	48.82
		Donors' Fund	-	-	-	-
		Cumulative Surplus	1,906,457	3.21	1,735,706	10.05
		Other Fund	-	-	-	-
		Total	59,383,165	100.00	17,277,437	100.00
619	Ulashi Sreejony Sangha 02322-03132-00641	Clients' Savings	2,419,790	41.12	2,281,107	36.12
		Loan from PKSF	-	-	-	-
		Loan from Govt.	-	-	-	-
		Loan from Other MFIs	-	-	-	-
		Loan from Commercial Banks	-	-	-	-
		Other loans	1,130,000	19.20	1,455,000	23.04
		Donors' Fund	-	-	-	-
		Cumulative Surplus	2,335,438	39.68	2,578,958	40.84
		Other Fund	-	-	-	-
		Total	5,885,228	100.00	6,315,065	100.00
620	Unit for Social Advancement (USA) 1700-00203-00632	Clients' Savings	1,810,146	51.34	2,066,061	54.66
		Loan from PKSF	-	-	-	-
		Loan from Govt.	-	-	-	-
		Loan from Other MFIs	-	-	-	-
		Loan from Commercial Banks	-	-	-	-
		Other loans	176,980	5.02	234,980	6.22
		Donors' Fund	-	-	-	-
		Cumulative Surplus	1,538,464	43.64	1,478,895	39.12
		Other Fund	-	-	-	-
		Total	3,525,590	100.00	3,779,936	100.00

SL No.	Name of MFI & Licence NO.	Fund Type	2012-2013 (in Tk.)	%	2011-2012 (in Tk.)	%
621	United Development Initiatives for Programmed Actions-UDDIPAN 00123-00848-00003	Clients' Savings	1,323,245,139	32.75	1,050,875,900	32.67
		Loan from PKSf	1,454,333,327	35.99	1,415,463,331	44.00
		Loan from Govt.	-	-	-	-
		Loan from Other MFIs	31,749,371	0.79	28,497,099	0.89
		Loan from Commercial Banks	661,803,267	16.38	344,995,029	10.72
		Other loans	57,804,230	1.43	32,391,877	1.01
		Donors' Fund	-	-	-	-
		Cumulative Surplus	479,883,506	11.88	320,320,665	9.96
		Other Fund	31,583,474	0.78	24,288,733	0.76
		Total	4,040,402,314	100.00	3,216,832,634	100.00
622	United Human Social Advancement Foundation (UHSA) 00772-03919-00435	Clients' Savings	44,629,183	41.22	35,578,287	49.64
		Loan from PKSf	-	-	-	-
		Loan from Govt.	1,750,000	1.62	-	-
		Loan from Other MFIs	-	-	-	-
		Loan from Commercial Banks	33,958,649	31.37	17,882,837	24.95
		Other loans	7,302,896	6.75	2,575,396	3.59
		Donors' Fund	-	-	-	-
		Cumulative Surplus	16,118,132	14.89	13,048,315	18.20
		Other Fund	4,506,064	4.16	2,594,338	3.62
		Total	108,264,924	100.00	71,679,173	100.00
623	United Social Advancement 00557-02496-00515	Clients' Savings	1,447,131	59.21	1,586,916	64.95
		Loan from PKSf	-	-	-	-
		Loan from Govt.	460,000	18.82	-	-
		Loan from Other MFIs	-	-	-	-
		Loan from Commercial Banks	-	-	-	-
		Other loans	-	-	200,000	8.19
		Donors' Fund	-	-	-	-
		Cumulative Surplus	87,743	3.59	442,237	18.10
		Other Fund	449,017	18.37	214,295	8.77
		Total	2,443,891	100.00	2,443,448	100.00
624	Universal Social Helping Association (USHA) 03049-01437-00714	Clients' Savings	4,856,756	29.62	3,830,308	29.96
		Loan from PKSf	-	-	-	-
		Loan from Govt.	-	-	-	-
		Loan from Other MFIs	-	-	-	-
		Loan from Commercial Banks	-	-	-	-
		Other loans	7,596,300	46.32	5,198,050	40.66
		Donors' Fund	2,780,000	16.95	2,780,000	21.74
		Cumulative Surplus	1,029,475	6.28	868,914	6.80
		Other Fund	136,216	0.83	107,560	0.84
		Total	16,398,747	100.00	12,784,832	100.00
625	UNNAYAN 01224-00043-00113	Clients' Savings	60,246,623	30.77	49,805,661	26.49
		Loan from PKSf	84,550,000	43.18	96,516,667	51.34
		Loan from Govt.	-	-	-	-
		Loan from Other MFIs	-	-	-	-
		Loan from Commercial Banks	-	-	-	-
		Other loans	-	-	-	-
		Donors' Fund	8,519,873	4.35	7,707,761	4.10
		Cumulative Surplus	42,488,467	21.70	33,977,704	18.07
		Other Fund	-	-	-	-
		Total	195,804,963	100.00	188,007,792	100.00

SL No.	Name of MFI & Licence NO.	Fund Type	2012-2013 (in Tk.)	%	2011-2012 (in Tk.)	%
626	Unnayan Sangha (US) 05225-02132-00092	Clients' Savings	16,698,845	53.19	16,629,524	55.15
		Loan from PKSf	-	-	-	-
		Loan from Govt.	-	-	-	-
		Loan from Other MFIs	-	-	-	-
		Loan from Commercial Banks	-	-	-	-
		Other loans	2,603,462	8.29	330,402	1.10
		Donors' Fund	-	-	-	-
		Cumulative Surplus	12,090,483	38.51	13,194,784	43.76
		Other Fund	-	-	-	-
		Total	31,392,790	100.00	30,154,710	100.00
627	UPAMA (Unnayaner Pathe Manush) 03619-02723-00009	Clients' Savings	6,865,394	77.83	7,405,536	88.65
		Loan from PKSf	-	-	-	-
		Loan from Govt.	-	-	-	-
		Loan from Other MFIs	-	-	-	-
		Loan from Commercial Banks	940,000	10.66	-	-
		Other loans	-	-	-	-
		Donors' Fund	-	-	-	-
		Cumulative Surplus	1,016,069	11.52	948,557	11.35
		Other Fund	-	-	-	-
		Total	8,821,463	100.00	8,354,093	100.00
628	USA 02266-01415-00484	Clients' Savings	4759600	44	3747084	-
		Loan from PKSf	-	-	-	-
		Loan from Govt.	1400000	13	-	-
		Loan from Other MFIs	-	-	-	-
		Loan from Commercial Banks	-	-	-	-
		Other loans	784295	7	233639	-
		Donors' Fund	-	-	-	-
		Cumulative Surplus	3651354	34	3309699	-
		Other Fund	110000	1	-	-
		Total	10,705,249	100.00	7,290,422	100.00
629	USHA-Unity for Social & Human Action 06432-02519-00157	Clients' Savings	1,936,147	56.06	1,985,460	55.05
		Loan from PKSf	-	-	-	-
		Loan from Govt.	-	-	-	-
		Loan from Other MFIs	-	-	-	-
		Loan from Commercial Banks	-	-	-	-
		Other loans	1,266,797	36.68	1,266,797	35.12
		Donors' Fund	-	-	-	-
		Cumulative Surplus	250,754	7.26	354,501	9.83
		Other Fund	-	-	-	-
		Total	3,453,698	100.00	3,606,758	100.00
630	Uttara Development Program Society (UDPS) 03747-00981-00085	Clients' Savings	220,235,057	28.92	179,671,054	27.12
		Loan from PKSf	238,499,982	31.31	223,499,978	33.74
		Loan from Govt.	-	-	-	-
		Loan from Other MFIs	-	-	-	-
		Loan from Commercial Banks	125,387,059	16.46	68,661,184	10.36
		Other loans	-	-	-	-
		Donors' Fund	-	-	-	-
		Cumulative Surplus	164,883,600	21.65	133,640,720	20.17
		Other Fund	12,632,705	1.66	57,040,174	8.61
		Total	761,638,403	100.00	662,513,110	100.00

SL No.	Name of MFI & Licence NO.	Fund Type	2012-2013 (in Tk.)	%	2011-2012 (in Tk.)	%
631	Uttaran 01366-02704-00277	Clients' Savings	53,315,422	43.78	44,057,762	64.72
		Loan from PKSF	-	-	-	-
		Loan from Govt.	-	-	-	-
		Loan from Other MFIs	-	-	-	-
		Loan from Commercial Banks	42,160,000	34.62	-	-
		Other loans	2,231,683	1.83	199,248	0.29
		Donors' Fund	-	-	-	-
		Cumulative Surplus	24,072,584	19.77	23,392,680	34.36
		Other Fund	-	-	428,200	0.63
		Total	121,779,689	100.00	68,077,890	100.00
632	Uttarayan Janakallyan Mohila Samity 04370-02938-00564	Clients' Savings	6,143,434	26.30	5,951,663	26.08
		Loan from PKSF	-	-	-	-
		Loan from Govt.	7,368,727	31.54	7,464,222	32.71
		Loan from Other MFIs	-	-	-	-
		Loan from Commercial Banks	-	-	-	-
		Other loans	-	-	-	-
		Donors' Fund	-	-	-	-
		Cumulative Surplus	8,397,106	35.94	8,250,901	36.15
		Other Fund	1,452,427	6.22	1,154,360	5.06
		Total	23,361,694	100.00	22,821,146	100.00
633	Village & City Development Society 00287-00086-00351	Clients' Savings	27,030,849	74.98	18,606,549	74.58
		Loan from PKSF	-	-	-	-
		Loan from Govt.	-	-	-	-
		Loan from Other MFIs	-	-	-	-
		Loan from Commercial Banks	-	-	-	-
		Other loans	6,620,450	18.36	4,977,000	19.95
		Donors' Fund	-	-	-	-
		Cumulative Surplus	2,401,353	6.66	1,366,248	5.48
		Other Fund	-	-	-	-
		Total	36,052,652	100.00	24,949,797	100.00
634	Village Association for Social Development (VASD) 00139-01172-00152	Clients' Savings	20,142,908	41.34	19,646,000	35.71
		Loan from PKSF	-	-	-	-
		Loan from Govt.	6,264,894	12.86	5,507,117	10.01
		Loan from Other MFIs	-	-	-	-
		Loan from Commercial Banks	11,232,484	23.05	19,785,599	35.97
		Other loans	-	-	-	-
		Donors' Fund	-	-	-	-
		Cumulative Surplus	11,080,576	22.74	10,074,421	18.31
		Other Fund	-	-	-	-
		Total	48,720,862	100.00	55,013,137	100.00
635	Village Development Foundation (VDF) 02229-00803-00211	Clients' Savings	9,451,033	25.44	9,123,656	23.81
		Loan from PKSF	31,135,754	83.80	29,115,754	75.97
		Loan from Govt.	-	-	-	-
		Loan from Other MFIs	-	-	-	-
		Loan from Commercial Banks	-	-	-	-
		Other loans	-	-	-	-
		Donors' Fund	-	-	-	-
		Cumulative Surplus	-3,433,884	-9.24	86,197	0.22
		Other Fund	-	-	-	-
		Total	37,152,903	100.00	38,325,607	100.00

SL No.	Name of MFI & Licence NO.	Fund Type	2012-2013 (in Tk.)	%	2011-2012 (in Tk.)	%
636	Village Development Mohila Sangothon (VDMS) 02195-00853-00626	Clients' Savings	1,953,694	24.78	1,661,456	26.38
		Loan from PKSF	-	-	-	-
		Loan from Govt.	-	-	-	-
		Loan from Other MFIs	-	-	-	-
		Loan from Commercial Banks	-	-	-	-
		Other loans	4,710,024	59.74	3,635,024	57.72
		Donors' Fund	-	-	-	-
		Cumulative Surplus	1,220,038	15.48	1,001,293	15.90
		Other Fund	-	-	-	-
		Total	7,883,756	100.00	6,297,773	100.00
637	Village Education Resource Center 01275-00523-00017	Clients' Savings	266,840,111	25.50	227,099,673	27.43
		Loan from PKSF	450,833,334	43.08	357,333,333	43.16
		Loan from Govt.	-	-	-	-
		Loan from Other MFIs	-	-	-	-
		Loan from Commercial Banks	-	-	-	-
		Other loans	5,375,000	0.51	5,025,000	0.61
		Donors' Fund	-	-	-	-
		Cumulative Surplus	274,323,013	26.21	196,330,594	23.71
		Other Fund	49,110,013	4.69	42,119,384	5.09
		Total	1,046,481,471	100.00	827,907,985	100.00
638	Voluntary Activities for Social & Human Advancement Foundation 01304-00730-00665	Clients' Savings	4,581,236	47.32	3,645,536	42.88
		Loan from PKSF	-	-	-	-
		Loan from Govt.	-	-	-	-
		Loan from Other MFIs	-	-	-	-
		Loan from Commercial Banks	-	-	-	-
		Other loans	-	-	-	-
		Donors' Fund	-	-	-	-
		Cumulative Surplus	3,705,778	38.28	3,547,248	41.73
		Other Fund	1,394,937	14.41	1,308,183	15.39
		Total	9,681,951	100.00	8,500,967	100.00
639	Voluntary Association for Rural Development Project (VARP) 01321-00992-00253	Clients' Savings	3,573,328	55.24	3,806,684	59.22
		Loan from PKSF	-	-	-	-
		Loan from Govt.	-	-	-	-
		Loan from Other MFIs	-	-	-	-
		Loan from Commercial Banks	-	-	-	-
		Other loans	536,000	8.29	321,000	4.99
		Donors' Fund	-	-	-	-
		Cumulative Surplus	2,359,878	36.48	2,300,135	35.78
		Other Fund	-	-	-	-
		Total	6,469,206	100.00	6,427,819	100.00
640	Voluntary Association for Rural People 00010-00891-00338	Clients' Savings	8,332,643	29.55	7,562,918	27.57
		Loan from PKSF	-	-	-	-
		Loan from Govt.	-	-	149,780	0.55
		Loan from Other MFIs	-	-	-	-
		Loan from Commercial Banks	1,296,200	4.60	4,083,733	14.89
		Other loans	-	-	-	-
		Donors' Fund	14,738,000	52.27	12,188,000	44.43
		Cumulative Surplus	3,518,672	12.48	3,205,503	11.69
		Other Fund	311,457	1.10	240,261	0.88
		Total	28,196,972	100.00	27,430,195	100.00

SL No.	Name of MFI & Licence NO.	Fund Type	2012-2013 (in Tk.)	%	2011-2012 (in Tk.)	%
641	Voluntary Organization for Social Development (VOSD) 005910-03762-00235	Clients' Savings	26,716,899	12.75	22,622,536	7.42
		Loan from PKSF	-	-	-	-
		Loan from Govt.	545,552	0.26	232,974,968	76.37
		Loan from Other MFIs	-	-	-	-
		Loan from Commercial Banks	-	-	-	-
		Other loans	181,799,511	86.75	-	-
		Donors' Fund	-	-	49,127,956	16.10
		Cumulative Surplus	498,360	0.24	353,746	0.12
		Other Fund	-	-	-	-
		Total	209,560,322	100.00	305,079,206	100.00
642	VPKA Foundation 00029-00197-00243	Clients' Savings	27,930,099	35.50	26,081,033	35.24
		Loan from PKSF	41,349,972	52.56	41,599,979	56.21
		Loan from Govt.	-	-	-	-
		Loan from Other MFIs	-	-	-	-
		Loan from Commercial Banks	-	-	-	-
		Other loans	-	-	-	-
		Donors' Fund	23,240	0.03	23,240	0.03
		Cumulative Surplus	7,892,453	10.03	6,307,778	8.52
		Other Fund	1,477,198	1.88	-	-
		Total	78,672,962	100.00	74,012,030	100.00
643	Wave Foundation 04908-00607-00023	Clients' Savings	272,115,734	24.47	239,613,430	22.97
		Loan from PKSF	629,523,956	56.60	607,344,790	58.22
		Loan from Govt.	-	-	-	-
		Loan from Other MFIs	2,361,859	0.21	51,859	0.00
		Loan from Commercial Banks	45,893,439	4.13	55,142,343	5.29
		Other loans	22,000	0.00	2,508,404	0.24
		Donors' Fund	-	-	-	-
		Cumulative Surplus	133,313,060	11.99	129,857,349	12.45
		Other Fund	28,989,600	2.61	8,609,629	0.83
		Total	1,112,219,648	100.00	1,043,127,804	100.00
644	Women Job Creation Centre 04902-02805-00656	Clients' Savings	1,858,393	28.10	1,494,923	26.08
		Loan from PKSF	-	-	-	-
		Loan from Govt.	-	-	-	-
		Loan from Other MFIs	-	-	-	-
		Loan from Commercial Banks	-	-	-	-
		Other loans	-	-	100,000	1.74
		Donors' Fund	1,875,000	28.35	1,875,000	32.71
		Cumulative Surplus	2,881,278	43.56	2,263,009	39.47
		Other Fund	-	-	-	-
		Total	6,614,671	100.00	5,732,932	100.00
645	World Concern Micro Credit Program (WCMCP) 00036-03978-00386	Clients' Savings	89,423,558	32.16	66,166,696	27.88
		Loan from PKSF	-	-	-	-
		Loan from Govt.	-	-	-	-
		Loan from Other MFIs	-	-	-	-
		Loan from Commercial Banks	-	-	-	-
		Other loans	6,721,500	2.42	6,721,500	2.83
		Donors' Fund	82,659,591	29.73	82,659,591	34.83
		Cumulative Surplus	98,231,300	35.33	81,759,462	34.45
		Other Fund	1,013,723	0.36	-	-
		Total	278,049,672	100.00	237,307,249	100.00

SL No.	Name of MFI & Licence NO.	Fund Type	2012-2013 (in Tk.)	%	2011-2012 (in Tk.)	%
646	Young Economic Society (YES) 00624-01711-00104	Clients' Savings	2,032,732	31.74	1,909,752	26.91
		Loan from PKSf	-	-	-	-
		Loan from Govt.	329,960	5.15	442,960	6.24
		Loan from Other MFIs	-	-	-	-
		Loan from Commercial Banks	-	-	-	-
		Other loans	2,262,470	35.33	3,027,400	42.65
		Donors' Fund	-	-	-	-
		Cumulative Surplus	1,496,987	23.38	1,478,966	20.84
		Other Fund	281,964	4.40	238,575	3.36
		Total	6,404,113	100.00	7,097,653	100.00
647	Young Power in Social Action (YPSA) 00299-01249-00335	Clients' Savings	80533459		68789815	
		Loan from PKSf	160692750	81.71	133125000	82.06
		Loan from Govt.	-	-	-	-
		Loan from Other MFIs	-	-	-	-
		Loan from Commercial Banks	-	-	-	-
		Other loans	500000	0.25	5375057	3.31
		Donors' Fund	-	-	-	-
		Cumulative Surplus	35478102	18.04	23720491	14.62
		Other Fund	-	-	-	-
		Total	196,670,852	100.00	162,220,548	100.00
648	Young Women's Christian Association 04978-00711-00551	Clients' Savings	114,283,983	75.24	97,886,299	73.00
		Loan from PKSf	-	-	-	-
		Loan from Govt.	-	-	-	-
		Loan from Other MFIs	-	-	-	-
		Loan from Commercial Banks	-	-	-	-
		Other loans	-	-	-	-
		Donors' Fund	-	-	1,000,000	0.75
		Cumulative Surplus	36,127,926	23.78	33,926,344	25.30
		Other Fund	1,489,672	0.98	1,269,232	0.95
		Total	151,901,581	100.00	134,081,875	100.00
649	Youth Initiative For Socio-Economic Activity 00056-01720-00734	Clients' Savings	4,094,949	54.69	3,518,125	47.76
		Loan from PKSf	-	-	-	-
		Loan from Govt.	-	-	-	-
		Loan from Other MFIs	-	-	-	-
		Loan from Commercial Banks	-	-	-	-
		Other loans	1,390,000	18.56	1,890,000	25.66
		Donors' Fund	-	-	-	-
		Cumulative Surplus	2,003,242	26.75	1,958,197	26.58
		Other Fund	-	-	-	-
		Total	7,488,191	100.00	7,366,322	100.00
650	Zagoroni 00599-00018-00337	Clients' Savings	14,881,438	50.23	12,061,765	10.44
		Loan from PKSf	-	-	-	-
		Loan from Govt.	-	-	-	-
		Loan from Other MFIs	11,575,902	39.07	100,800,569	87.29
		Loan from Commercial Banks	-	-	-	-
		Other loans	-	-	-	-
		Donors' Fund	-	-	-	-
		Cumulative Surplus	3,168,778	10.70	2,620,285	2.27
		Other Fund	-	-	-	-
		Total	29,626,118	100.00	115,482,619	100.00

Chapter-6

Size-wise distribution of Loan Outstanding and savings

Distribution of Size-wise Loan Outstanding & Saving of 650 MFIs
(As on 30 June 2013) (Draft Data)

SL. No.	Name & Licence No	Loan Range	No of Borrowers in the Range	Amount of Loan Outstanding in the Range (in Tk.)	Savings Range	No. of Savers	Balance of Savings (in Tk.)	
1	Abdul Hai Zahura Welfare Foundation 03722-03365-00529	Upto 4,000 Taka	39	84,970	0 to 2000 Taka	705	733,573	
		4,001 Taka to 10,000 Taka	208	978,402	2001 to 5000	293	850,648	
		10001 Taka to 30,000 Taka	438	4,748,054	5001 to 10000	36	244,342	
		30001 Taka to 50,000 Taka	46	1,393,017	10001 to 20000	2	20,811	
		50001 Taka to 1,00,000 Taka	12	357,892	20001 to above	2	50,322	
		1,00,001 Taka to 3,00,000 Taka	-	-	-	-	-	-
		3,00,001 Taka and Above	-	-	-	-	-	-
	Total		743	7,562,335	Total	1,038	1,899,696	
2	Abdul Momen Khan Memorial Foundation (Khan Foundation) 01771-03222-00388	Upto 4,000 Taka	1,017	1,063,511	0 to 2000 Taka	2,305	1,043,673	
		4,001 Taka to 10,000 Taka	1,350	4,670,644	2001 to 5000	377	1,196,419	
		10001 Taka to 30,000 Taka	401	4,270,835	5001 to 10000	341	2,350,820	
		30001 Taka to 50,000 Taka	1	13,103	10001 to 20000	115	1,486,258	
		50001 Taka to 1,00,000 Taka	-	-	20001 to above	-	-	
		1,00,001 Taka to 3,00,000 Taka	-	-	-	-	-	
		3,00,001 Taka and Above	-	-	-	-	-	
	Total		2,769	10,018,093	Total	3,138	6,077,170	
3	Abolombon Manob kalyan Shangstha 01712-01121-00260	Upto 4,000 Taka	6	8,769	0 to 2000 Taka	440	526,568	
		4,001 Taka to 10,000 Taka	321	1,840,908	2001 to 5000	472	1,428,484	
		10001 Taka to 30,000 Taka	416	4,271,636	5001 to 10000	202	1,510,515	
		30001 Taka to 50,000 Taka	62	1,208,993	10001 to 20000	32	531,356	
		50001 Taka to 1,00,000 Taka	12	411,180	20001 to above	3	84,038	
		1,00,001 Taka to 3,00,000 Taka	-	-	-	-	-	
		3,00,001 Taka and Above	-	-	-	-	-	
	Total		817	7,741,486	Total	1,149	4,080,961	
4	Access Toward Livelihood and Welfare Organisation (ALWO) 00584-01897-00244	Upto 4,000 Taka	26	104,000	0 to 2000 Taka	-	-	
		4,001 Taka to 10,000 Taka	895	7,160,000	2001 to 5000	525	1,120,000	
		10001 Taka to 30,000 Taka	965	5,287,212	5001 to 10000	1,397	1,955,375	
		30001 Taka to 50,000 Taka	42	1,470,000	10001 to 20000	166	721,499	
		50001 Taka to 1,00,000 Taka	-	-	20001 to above	13	260,000	
		1,00,001 Taka to 3,00,000 Taka	-	-	-	-	-	
		3,00,001 Taka and Above	-	-	-	-	-	
	Total		1,928	14,021,212	Total	2,101	4,056,874	

SL. No.	Name & Licence No	Loan Range	No of Borrowers in the Range	Amount of Loan Outstanding in the Ruage (in Tk.)	Savings Range	No. of Savers	Balance of Savings (in Tk.)	
5	Action in Development- AID 11493-01429-00032	Upto 4,000 Taka	660	2,553,728	0 to 2000 Taka	3,687	3,986,976	
		4,001 Taka to 10,000 Taka	2,742	21,218,725	2001 to 5000	2,489	7,243,352	
		10001 Taka to 30,000 Taka	1,320	19,530,357	5001 to 10000	414	3,750,755	
		30001 Taka to 50,000 Taka	525	18,065,750	10001 to 20000	72	1,280,358	
		50001 Taka to 1,00,000 Taka	214	14,727,552	20001 to above	18	518,742	
		1,00,001 Taka to 3,00,000 Taka	58	6,997,970	-	-	-	-
		3,00,001 Taka and Above	-	-	-	-	-	-
		Total	5,519	83,094,082	Total	6,680	16,780,183	
6	Action for Human Development Organization -AHDO 00684-02909-00265	Upto 4,000 Taka	83	188,716	0 to 2000 Taka	6,755	8,581,717	
		4,001 Taka to 10,000 Taka	4,347	27,095,518	2001 to 5000	2,996	7,791,514	
		10001 Taka to 30,000 Taka	3,778	30,640,288	5001 to 10000	434	2,586,225	
		30001 Taka to 50,000 Taka	124	3,374,424	10001 to 20000	144	1,670,283	
		50001 Taka to 1,00,000 Taka	126	6,306,150	20001 to above	24	869,290	
		1,00,001 Taka to 3,00,000 Taka	88	5,130,884	-	-	-	-
		3,00,001 Taka and Above	2	652,500	-	-	-	-
		Total	8,548	73,388,480	Total	10,353	21,499,029	
7	Ad- din Welfare Centre 01730-00149-00096	Upto 4,000 Taka	10,513	32,158,562	0 to 2000 Taka	101,256	208,472,518	
		4,001 Taka to 10,000 Taka	46,564	361,496,254	2001 to 5000	36,139	103,284,443	
		10001 Taka to 30,000 Taka	45,568	444,196,320	5001 to 10000	4,328	44,556,414	
		30001 Taka to 50,000 Taka	2,556	81,452,152	10001 to 20000	1,205	18,980,510	
		50001 Taka to 1,00,000 Taka	810	60,466,422	20001 to above	99	1,957,622	
		1,00,001 Taka to 3,00,000 Taka	77	21,073,423	-	-	-	-
		3,00,001 Taka and Above	16	4,856,201	-	-	-	-
		Total	106,104	1,005,699,334	Total	143,027	377,251,507	
8	ADAMS 02008-02954-00130	Upto 4,000 Taka	186	428,929	0 to 2000 Taka	6,272	7,118,714	
		4,001 Taka to 10,000 Taka	3,552	20,730,123	2001 to 5000	5,145	16,634,478	
		10001 Taka to 30,000 Taka	6,393	73,298,679	5001 to 10000	1,847	11,494,574	
		30001 Taka to 50,000 Taka	117	4,074,854	10001 to 20000	278	3,288,604	
		50001 Taka to 1,00,000 Taka	110	7,239,002	20001 to above	38	1,026,240	
		1,00,001 Taka to 3,00,000 Taka	-	-	-	-	-	-
		3,00,001 Taka and Above	-	-	-	-	-	-
		Total	10,358	105,771,587	Total	13,580	39,562,610	

SL. No.	Name & Licence No	Loan Range	No of Borrowers in the Range	Amount of Loan Outstanding in the Ruage (in Tk.)	Savings Range	No. of Savers	Balance of Savings (in Tk.)
9	Adarsho Manob Kallyan Sangha 01863-00447-00406	Upto 4,000 Taka	18	38,813	0 to 2000 Taka	476	484,960
		4,001 Taka to 10,000 Taka	332	2,098,116	2001 to 5000	414	1,151,076
		10001 Taka to 30,000 Taka	506	6,789,357	5001 to 10000	245	1,357,147
		30001 Taka to 50,000 Taka	-	-	10001 to 20000	35	478,137
		50001 Taka to 1,00,000 Taka	-	-	20001 to above	7	266,298
		1,00,001 Taka to 3,00,000 Taka	-	-	-	-	-
		3,00,001 Taka and Above	-	-	-	-	-
		Total	856	8,926,286	Total	1,177	3,737,618
10	ADESH 00091-00396-00079	Upto 4,000 Taka	535	1,971,578	0 to 2000 Taka	4,254	4,674,500
		4,001 Taka to 10,000 Taka	955	9,443,643	2001 to 5000	2,050	9,750,200
		10001 Taka to 30,000 Taka	1,605	25,951,485	5001 to 10000	320	2,320,520
		30001 Taka to 50,000 Taka	145	4,003,071	10001 to 20000	150	2,244,506
		50001 Taka to 1,00,000 Taka	-	-	20001 to above	52	10,254,526
		1,00,001 Taka to 3,00,000 Taka	-	-	-	-	-
		3,00,001 Taka and Above	-	-	-	-	-
		Total	3,240	41,369,777	Total	6,826	29,244,252
11	Adorsha Foundation 05324-04322-00703	Upto 4,000 Taka	825	2,689,592	0 to 2000 Taka	1,460	813,354
		4,001 Taka to 10,000 Taka	189	987,807	2001 to 5000	103	298,510
		10001 Taka to 30,000 Taka	57	298,784	5001 to 10000	-	-
		30001 Taka to 50,000 Taka	24	447,132	10001 to 20000	-	-
		50001 Taka to 1,00,000 Taka	-	-	20001 to above	-	-
		1,00,001 Taka to 3,00,000 Taka	-	-	-	-	-
		3,00,001 Taka and Above	-	-	-	-	-
		Total	1,095	4,423,315	Total	1,563	1,111,864
12	Agragati 05774-00474-00189	Upto 4,000 Taka	280	558,517	0 to 2000 Taka	2,752	2,886,323
		4,001 Taka to 10,000 Taka	1,998	9,934,500	2001 to 5000	1,983	6,442,554
		10001 Taka to 30,000 Taka	1,607	20,616,851	5001 to 10000	550	3,442,062
		30001 Taka to 50,000 Taka	378	13,717,611	10001 to 20000	34	408,940
		50001 Taka to 1,00,000 Taka	184	9,424,613	20001 to above	-	-
		1,00,001 Taka to 3,00,000 Taka	18	1,971,655	-	-	-
		3,00,001 Taka and Above	-	-	-	-	-
		Total	4,465	56,223,747	Total	5,319	13,179,879

SL. No.	Name & Licence No	Loan Range	No of Borrowers in the Range	Amount of Loan Outstanding in the Ruage (in Tk.)	Savings Range	No. of Savers	Balance of Savings (in Tk.)
13	Aragati Seba Sangstha 00648-01479-00672	Upto 4,000 Taka	115	320,850	0 to 2000 Taka	1,429	1,849,305
		4,001 Taka to 10,000 Taka	979	4,401,759	2001 to 5000	710	1,758,745
		10001 Taka to 30,000 Taka	329	2,893,150	5001 to 10000	70	683,783
		30001 Taka to 50,000 Taka	75	881,864	10001 to 20000	14	263,125
		50001 Taka to 1,00,000 Taka	-	-	20001 to above	9	203,370
		1,00,001 Taka to 3,00,000 Taka	-	-	-	-	-
		3,00,001 Taka and Above	-	-	-	-	-
		Total	1,498	8,497,623	Total	2,232	4,758,328
14	Agraha Unnayan Sangstha 02424-04685-00708	Upto 4,000 Taka	1,390	3,884,837	0 to 2000 Taka	2,153	2,613,158
		4,001 Taka to 10,000 Taka	1,064	6,293,341	2001 to 5000	885	2,538,788
		10001 Taka to 30,000 Taka	440	6,033,412	5001 to 10000	502	2,700,978
		30001 Taka to 50,000 Taka	119	3,912,564	10001 to 20000	259	2,512,871
		50001 Taka to 1,00,000 Taka	42	2,301,401	20001 to above	35	3,361,850
		1,00,001 Taka to 3,00,000 Taka	7	756,800	-	-	-
		3,00,001 Taka and Above	1	146,000	-	-	-
		Total	3,063	23,328,355	Total	3,834	13,727,645
15	Agrapathik Development Foundation 00586-00030-00617	Upto 4,000 Taka	195	261,700	0 to 2000 Taka	658	467,120
		4,001 Taka to 10,000 Taka	315	2,900,750	2001 to 5000	284	896,834
		10001 Taka to 30,000 Taka	270	1,067,099	5001 to 10000	60	352,040
		30001 Taka to 50,000 Taka	14	313,690	10001 to 20000	-	-
		50001 Taka to 1,00,000 Taka	2	130,720	20001 to above	-	-
		1,00,001 Taka to 3,00,000 Taka	-	-	-	-	-
		3,00,001 Taka and Above	-	-	-	-	-
		Total	796	4,673,959	Total	1,002	1,715,994
16	Agrodrut Foundation 00255-03691-00691	Upto 4,000 Taka	287	640,010	0 to 2000 Taka	525	423,719
		4,001 Taka to 10,000 Taka	339	1,517,940	2001 to 5000	373	783,218
		10001 Taka to 30,000 Taka	108	1,822,317	5001 to 10000	81	485,386
		30001 Taka to 50,000 Taka	20	690,530	10001 to 20000	24	265,382
		50001 Taka to 1,00,000 Taka	8	427,656	20001 to above	10	217,581
		1,00,001 Taka to 3,00,000 Taka	-	-	-	-	-
		3,00,001 Taka and Above	-	-	-	-	-
		Total	762	5,098,453	Total	1,013	2,175,286

SL. No.	Name & Licence No	Loan Range	No of Borrowers in the Range	Amount of Loan Outstanding in the Ruage (in Tk.)	Savings Range	No. of Savers	Balance of Savings (in Tk.)	
17	Agrogami Unnayan Sangstha (AGROGAMI) 07086-04175-00727	Upto 4,000 Taka	312	438,975	0 to 2000 Taka	512	428,235	
		4,001 Taka to 10,000 Taka	268	1,742,503	2001 to 5000	391	1,259,110	
		10001 Taka to 30,000 Taka	266	3,981,240	5001 to 10000	131	921,990	
		30001 Taka to 50,000 Taka	13	419,185	10001 to 20000	32	460,235	
		50001 Taka to 1,00,000 Taka	3	217,263	20001 to above	16	419,020	
		1,00,001 Taka to 3,00,000 Taka	-	-	-	-	-	-
		3,00,001 Taka and Above	-	-	-	-	-	-
	Total		862	6,799,166	Total	1,082	3,488,590	
18	Ahead Social Organization (ASO) 01180-01615-00276	Upto 4,000 Taka	602	1,897,528	0 to 2000 Taka	4,842	7,074,051	
		4,001 Taka to 10,000 Taka	3,072	15,880,405	2001 to 5000	5,038	12,966,948	
		10001 Taka to 30,000 Taka	3,141	57,628,651	5001 to 10000	911	5,170,816	
		30001 Taka to 50,000 Taka	988	25,463,046	10001 to 20000	195	2,454,326	
		50001 Taka to 1,00,000 Taka	175	8,890,456	20001 to above	119	3,192,901	
		1,00,001 Taka to 3,00,000 Taka	55	5,404,821	-	-	-	-
		3,00,001 Taka and Above	1	365,696	-	-	-	-
	Total	8,034	115,530,603	Total	11,105	30,859,042		
19	AID-Comilla 00429-00140-00146	Upto 4,000 Taka	25	278,010	0 to 2000 Taka	3,689	7,395,660	
		4,001 Taka to 10,000 Taka	2,809	23,899,650	2001 to 5000	2,452	11,997,550	
		10001 Taka to 30,000 Taka	2,245	23,619,800	5001 to 10000	1,360	9,461,272	
		30001 Taka to 50,000 Taka	645	13,527,660	10001 to 20000	196	3,833,203	
		50001 Taka to 1,00,000 Taka	288	11,996,400	20001 to above	43	749,050	
		1,00,001 Taka to 3,00,000 Taka	62	480,438	-	-	-	-
		3,00,001 Taka and Above	4	712,680	-	-	-	-
	Total	6,078	74,514,638	Total	7,740	33,436,735		
20	Akota Samaj Unnayan Kendra (ASUK) 03092-01106-00401	Upto 4,000 Taka	6	9,422	0 to 2000 Taka	596	550,540	
		4,001 Taka to 10,000 Taka	350	2,007,723	2001 to 5000	259	847,473	
		10001 Taka to 30,000 Taka	292	2,434,880	5001 to 10000	51	298,714	
		30001 Taka to 50,000 Taka	17	338,044	10001 to 20000	-	-	
		50001 Taka to 1,00,000 Taka	-	-	20001 to above	-	-	
		1,00,001 Taka to 3,00,000 Taka	-	-	-	-	-	
		3,00,001 Taka and Above	-	-	-	-	-	
	Total	665	4,790,069	Total	906	1,696,727		

SL. No.	Name & Licence No	Loan Range	No of Borrowers in the Range	Amount of Loan Outstanding in the Ruage (in Tk.)	Savings Range	No. of Savers	Balance of Savings (in Tk.)
21	Al Kariem Shikkha O Paribesh Unnayan Foundation 00597-00726-00663	Upto 4,000 Taka	1	2,210	0 to 2000 Taka	258	290,250
		4,001 Taka to 10,000 Taka	535	2,260,375	2001 to 5000	497	1,309,800
		10001 Taka to 30,000 Taka	349	5,559,813	5001 to 10000	244	1,634,610
		30001 Taka to 50,000 Taka	-	-	10001 to 20000	-	-
		50001 Taka to 1,00,000 Taka	-	-	20001 to above	-	-
		1,00,001 Taka to 3,00,000 Taka	-	-	-	-	-
		3,00,001 Taka and Above	-	-	-	-	-
		Total	885	7,822,398	Total	999	3,234,660
22	Al-Falah Aam Unnayan Sangstha(AFAUS) 00339-03482-00177	Upto 4,000 Taka	2,112	22,194,912	0 to 2000 Taka	9,198	34,759,115
		4,001 Taka to 10,000 Taka	7,657	83,230,918	2001 to 5000	14,564	55,590,377
		10001 Taka to 30,000 Taka	5,017	88,779,646	5001 to 10000	10,731	41,336,434
		30001 Taka to 50,000 Taka	4,489	49,938,551	10001 to 20000	3,066	11,403,154
		50001 Taka to 1,00,000 Taka	2,641	16,646,184	20001 to above	767	14,906,901
		1,00,001 Taka to 3,00,000 Taka	3,433	2,774,364	-	-	-
		3,00,001 Taka and Above	1,056	13,871,820	-	-	-
		Total	26,405	277,436,395	Total	38,326	157,995,981
23	ALAP- Association for Landless and Poor 00688-00122-00571	Upto 4,000 Taka	22	34,339	0 to 2000 Taka	517	518,776
		4,001 Taka to 10,000 Taka	237	1,397,782	2001 to 5000	520	1,471,279
		10001 Taka to 30,000 Taka	467	5,460,152	5001 to 10000	127	629,179
		30001 Taka to 50,000 Taka	154	3,439,592	10001 to 20000	18	290,428
		50001 Taka to 1,00,000 Taka	-	-	20001 to above	-	60,249
		1,00,001 Taka to 3,00,000 Taka	-	-	-	-	-
		3,00,001 Taka and Above	-	-	-	-	-
		Total	880	10,331,865	Total	1,182	2,969,911
24	Alo Manabik Unnayan Kendra (ALO) 05291-03805-00539	Upto 4,000 Taka	912	2,300,976	0 to 2000 Taka	937	1,036,906
		4,001 Taka to 10,000 Taka	528	3,382,201	2001 to 5000	735	2,598,820
		10001 Taka to 30,000 Taka	27	33,858	5001 to 10000	-	-
		30001 Taka to 50,000 Taka	-	-	10001 to 20000	-	-
		50001 Taka to 1,00,000 Taka	-	-	20001 to above	-	-
		1,00,001 Taka to 3,00,000 Taka	-	-	-	-	-
		3,00,001 Taka and Above	-	-	-	-	-
		Total	1,467	5,717,035	Total	1,672	3,635,726

SL. No.	Name & Licence No	Loan Range	No of Borrowers in the Range	Amount of Loan Outstanding in the Ruage (in Tk.)	Savings Range	No. of Savers	Balance of Savings (in Tk.)
25	Aloha Social Services Bangladesh (ASSB) 03260-01158-00108	Upto 4,000 Taka	2,982	11,928,000	0 to 2000 Taka	4,890	9,930,756
		4,001 Taka to 10,000 Taka	2,051	20,510,000	2001 to 5000	1,793	3,280,350
		10001 Taka to 30,000 Taka	190	5,766,785	5001 to 10000	170	310,365
		30001 Taka to 50,000 Taka	-	-	10001 to 20000	-	-
		50001 Taka to 1,00,000 Taka	-	-	20001 to above	-	-
		1,00,001 Taka to 3,00,000 Taka	-	-	-	-	-
		3,00,001 Taka and Above	-	-	-	-	-
		Total	5,223	38,204,785	Total	6,853	13,521,471
26	Alokon 02124-01512-00525	Upto 4,000 Taka	-	-	0 to 2000 Taka	755	400,705
		4,001 Taka to 10,000 Taka	853	5,510,237	2001 to 5000	485	1,582,000
		10001 Taka to 30,000 Taka	547	2,400,000	5001 to 10000	175	1,260,000
		30001 Taka to 50,000 Taka	54	1,556,000	10001 to 20000	35	600,000
		50001 Taka to 1,00,000 Taka	-	-	20001 to above	4	250,000
		1,00,001 Taka to 3,00,000 Taka	-	-	-	-	-
		3,00,001 Taka and Above	-	-	-	-	-
		Total	1,454	9,466,237	Total	1,454	4,092,705
27	Alor Nir Somity 04781-01544-00671	Upto 4,000 Taka	198	396,420	0 to 2000 Taka	575	589,619
		4,001 Taka to 10,000 Taka	285	1,615,743	2001 to 5000	362	1,032,938
		10001 Taka to 30,000 Taka	230	3,353,590	5001 to 10000	80	486,595
		30001 Taka to 50,000 Taka	1	35,000	10001 to 20000	45	613,799
		50001 Taka to 1,00,000 Taka	-	-	20001 to above	-	-
		1,00,001 Taka to 3,00,000 Taka	-	-	-	-	-
		3,00,001 Taka and Above	-	-	-	-	-
		Total	714	5,400,753	Total	1,062	2,722,951
28	Alor Pothe 04066-00937-00597	Upto 4,000 Taka	502	894,205	0 to 2000 Taka	870	917,933
		4,001 Taka to 10,000 Taka	341	1,893,680	2001 to 5000	362	1,077,304
		10001 Taka to 30,000 Taka	301	3,893,790	5001 to 10000	55	412,201
		30001 Taka to 50,000 Taka	8	264,409	10001 to 20000	10	134,743
		50001 Taka to 1,00,000 Taka	-	-	20001 to above	3	132,105
		1,00,001 Taka to 3,00,000 Taka	-	-	-	-	-
		3,00,001 Taka and Above	-	-	-	-	-
		Total	1,152	6,946,084	Total	1,300	2,674,286

SL. No.	Name & Licence No	Loan Range	No of Borrowers in the Range	Amount of Loan Outstanding in the Ruage (in Tk.)	Savings Range	No. of Savers	Balance of Savings (in Tk.)
29	Aloshikha Rajihar Samaj Unnayan Kendra 04982-01293-00242	Upto 4,000 Taka	34	39,960	0 to 2000 Taka	1,718	954,749
		4,001 Taka to 10,000 Taka	535	1,534,887	2001 to 5000	445	1,338,911
		10001 Taka to 30,000 Taka	387	2,993,699	5001 to 10000	195	1,084,348
		30001 Taka to 50,000 Taka	43	592,780	10001 to 20000	15	176,032
		50001 Taka to 1,00,000 Taka	-	-	20001 to above	-	-
		1,00,001 Taka to 3,00,000 Taka	-	-	-	-	-
		3,00,001 Taka and Above	-	-	-	-	-
		Total	999	5,161,326	Total	2,373	3,554,040
30	Altermateive Development Initiative 00711-00027-00303	Upto 4,000 Taka	701	2,021,231	0 to 2000 Taka	12,520	15,964,431
		4,001 Taka to 10,000 Taka	7,296	61,802,828	2001 to 5000	8,185	27,346,070
		10001 Taka to 30,000 Taka	9,795	110,960,936	5001 to 10000	4,684	24,730,017
		30001 Taka to 50,000 Taka	1,881	48,117,296	10001 to 20000	1,486	16,129,420
		50001 Taka to 1,00,000 Taka	902	46,712,319	20001 to above	232	9,081,090
		1,00,001 Taka to 3,00,000 Taka	107	10,798,945	-	-	-
		3,00,001 Taka and Above	6	2,240,631	-	-	-
		Total	20,688	282,654,186	Total	27,107	93,251,028
31	AMDA Health & Environment Development Society 00136-00610-00344	Upto 4,000 Taka	189	442,815	0 to 2000 Taka	663	507,380
		4,001 Taka to 10,000 Taka	369	2,521,560	2001 to 5000	749	2,557,506
		10001 Taka to 30,000 Taka	641	11,555,787	5001 to 10000	575	4,071,318
		30001 Taka to 50,000 Taka	148	5,775,461	10001 to 20000	317	4,391,664
		50001 Taka to 1,00,000 Taka	83	5,781,618	20001 to above	86	2,412,717
		1,00,001 Taka to 3,00,000 Taka	-	-	-	-	-
		3,00,001 Taka and Above	-	-	-	-	-
		Total	1,430	26,077,241	Total	2,390	13,940,585
32	Amra Kaj Kory 01613-01081-00661	Upto 4,000 Taka	58	205,565	0 to 2000 Taka	3,865	4,755,225
		4,001 Taka to 10,000 Taka	2,456	12,750,873	2001 to 5000	655	2,974,555
		10001 Taka to 30,000 Taka	589	6,479,850	5001 to 10000	802	5,726,485
		30001 Taka to 50,000 Taka	174	4,249,872	10001 to 20000	-	-
		50001 Taka to 1,00,000 Taka	-	-	20001 to above	-	-
		1,00,001 Taka to 3,00,000 Taka	-	-	-	-	-
		3,00,001 Taka and Above	-	-	-	-	-
		Total	3,277	23,686,160	Total	5,322	13,456,265

SL. No.	Name & Licence No	Loan Range	No of Borrowers in the Range	Amount of Loan Outstanding in the Ruage (in Tk.)	Savings Range	No. of Savers	Balance of Savings (in Tk.)
33	Anando 02060-01912-00232	Upto 4,000 Taka	13	24,061	0 to 2000 Taka	5,287	6,322,116
		4,001 Taka to 10,000 Taka	3,076	7,019,870	2001 to 5000	3,020	8,573,345
		10001 Taka to 30,000 Taka	3,825	53,327,771	5001 to 10000	1,121	7,889,223
		30001 Taka to 50,000 Taka	832	15,393,040	10001 to 20000	346	4,508,115
		50001 Taka to 1,00,000 Taka	390	13,903,751	20001 to above	38	927,456
		1,00,001 Taka to 3,00,000 Taka	50	4,813,604	-	-	-
		3,00,001 Taka and Above	-	-	-	-	-
	Total		8,186	94,482,097	Total	9,812	28,220,255
34	Ancholic Polli Unnayan Sangstha (APUS) 00846-01064-00637	Upto 4,000 Taka	51	112,750	0 to 2000 Taka	949	951,240
		4,001 Taka to 10,000 Taka	586	2,497,250	2001 to 5000	329	752,325
		10001 Taka to 30,000 Taka	431	3,986,925	5001 to 10000	16	142,975
		30001 Taka to 50,000 Taka	38	925,875	10001 to 20000	5	53,763
		50001 Taka to 1,00,000 Taka	3	108,049	20001 to above	2	42,325
		1,00,001 Taka to 3,00,000 Taka	-	-	-	-	-
		3,00,001 Taka and Above	-	-	-	-	-
	Total		1,109	7,630,849	Total	1,301	1,942,628
35	Anirban Samaj Unnayan Sangstha 00701-00968-00294	Upto 4,000 Taka	-	-	0 to 2000 Taka	825	586,937
		4,001 Taka to 10,000 Taka	328	2,357,285	2001 to 5000	162	381,692
		10001 Taka to 30,000 Taka	257	2,632,376	5001 to 10000	46	246,834
		30001 Taka to 50,000 Taka	24	645,482	10001 to 20000	-	-
		50001 Taka to 1,00,000 Taka	-	-	20001 to above	-	-
		1,00,001 Taka to 3,00,000 Taka	-	-	-	-	-
		3,00,001 Taka and Above	-	-	-	-	-
	Total		609	5,635,143	Total	1,033	1,215,463
36	Annaya Samaj Kallyan Sangstha (ASKS) 00353-02761-00298	Upto 4,000 Taka	25	88,500	0 to 2000 Taka	24,008	33,964,970
		4,001 Taka to 10,000 Taka	13,560	101,711,393	2001 to 5000	5,290	25,527,530
		10001 Taka to 30,000 Taka	13,270	222,529,046	5001 to 10000	3,688	36,255,720
		30001 Taka to 50,000 Taka	1,125	52,123,500	10001 to 20000	672	8,422,550
		50001 Taka to 1,00,000 Taka	157	11,922,500	20001 to above	575	16,852,200
		1,00,001 Taka to 3,00,000 Taka	48	13,322,900	-	-	-
		3,00,001 Taka and Above	3	988,600	-	-	-
	Total		28,188	402,686,439	Total	34,233	121,022,970

SL. No.	Name & Licence No	Loan Range	No of Borrowers in the Range	Amount of Loan Outstanding in the Range (in Tk.)	Savings Range	No. of Savers	Balance of Savings (in Tk.)
37	Ansar Ali Foundation For Integrated Development (AFID) 00669-03433-00321	Upto 4,000 Taka	12	31,520	0 to 2000 Taka	1,320	2,500,080
		4,001 Taka to 10,000 Taka	1,113	5,562,774	2001 to 5000	1,012	3,021,832
		10001 Taka to 30,000 Taka	1,106	17,361,988	5001 to 10000	472	2,769,244
		30001 Taka to 50,000 Taka	12	360,450	10001 to 20000	70	815,296
		50001 Taka to 1,00,000 Taka	30	2,085,300	20001 to above	-	-
		1,00,001 Taka to 3,00,000 Taka	3	300,839	-	-	-
		3,00,001 Taka and Above	-	-	-	-	-
		Total	2,276	25,702,871	Total	2,874	9,106,452
38	ANTAR Society for Development 00424-00341-00501	Upto 4,000 Taka	48	103,917	0 to 2000 Taka	1,914	2,669,550
		4,001 Taka to 10,000 Taka	1,181	7,200,059	2001 to 5000	2,285	9,531,131
		10001 Taka to 30,000 Taka	2,833	45,032,419	5001 to 10000	1,076	6,734,026
		30001 Taka to 50,000 Taka	314	6,509,368	10001 to 20000	297	3,099,610
		50001 Taka to 1,00,000 Taka	41	1,318,501	20001 to above	9	208,243
		1,00,001 Taka to 3,00,000 Taka	1	105,678	-	-	-
		3,00,001 Taka and Above	-	-	-	-	-
		Total	4,418	60,269,942	Total	5,581	22,242,560
39	ARS Bangladesh 02814-03211-00405	Upto 4,000 Taka	89	298,784	0 to 2000 Taka	12,409	14,622,529
		4,001 Taka to 10,000 Taka	9,753	87,687,836	2001 to 5000	1,896	8,967,505
		10001 Taka to 30,000 Taka	3,823	83,923,464	5001 to 10000	774	6,092,950
		30001 Taka to 50,000 Taka	379	16,549,418	10001 to 20000	-	-
		50001 Taka to 1,00,000 Taka	146	898,716	20001 to above	-	-
		1,00,001 Taka to 3,00,000 Taka	62	8,094,112	-	-	-
		3,00,001 Taka and Above	-	-	-	-	-
		Total	14,252	197,452,330	Total	15,079	29,682,984
40	Artha-Samajik Unnayan Sangstha (AUS) 02444-01871-00411	Upto 4,000 Taka	627	2,508,000	0 to 2000 Taka	915	604,930
		4,001 Taka to 10,000 Taka	420	1,722,000	2001 to 5000	308	619,080
		10001 Taka to 30,000 Taka	92	947,600	5001 to 10000	171	855,855
		30001 Taka to 50,000 Taka	16	706,545	10001 to 20000	7	71,000
		50001 Taka to 1,00,000 Taka	-	-	20001 to above	-	-
		1,00,001 Taka to 3,00,000 Taka	-	-	-	-	-
		3,00,001 Taka and Above	-	-	-	-	-
		Total	1,155	5,884,145	Total	1,401	2,150,865

SL. No.	Name & Licence No	Loan Range	No of Borrowers in the Range	Amount of Loan Outstanding in the Range (in Tk.)	Savings Range	No. of Savers	Balance of Savings (in Tk.)
41	ASA 00470-00538-00100	Upto 4,000 Taka	32,721	65,452,799	0 to 2000 Taka	4,806,657	4,011,598,517
		4,001 Taka to 10,000 Taka	1,233,898	6,441,529,556	2001 to 5000	2,017,596	6,118,412,898
		10001 Taka to 30,000 Taka	2,458,001	28,009,542,875	5001 to 10000	589,295	3,995,446,716
		30001 Taka to 50,000 Taka	329,455	8,727,611,344	10001 to 20000	223,553	3,021,960,469
		50001 Taka to 1,00,000 Taka	113,689	5,544,488,507	20001 to above	68,799	1,979,881,275
		1,00,001 Taka to 3,00,000 Taka	62,087	6,304,600,952	-	-	-
		3,00,001 Taka and Above	2,681	640,750,489	-	-	-
		Total	4,232,532	55,733,976,522	Total	7,705,900	19,127,299,874
42	Ashar Alo Unnayan Sangstha 00742-03009-00557	Upto 4,000 Taka	56	126,895	0 to 2000 Taka	285	170,591
		4,001 Taka to 10,000 Taka	303	1,164,386	2001 to 5000	405	689,375
		10001 Taka to 30,000 Taka	201	1,380,005	5001 to 10000	103	375,506
		30001 Taka to 50,000 Taka	22	555,337	10001 to 20000	81	85,038
		50001 Taka to 1,00,000 Taka	7	656,794	20001 to above	2	44,995
		1,00,001 Taka to 3,00,000 Taka	2	116,968	-	-	-
		3,00,001 Taka and Above	-	-	-	-	-
		Total	591	4,000,385	Total	876	1,365,505
43	Ashanti Samaj Kallyan Sangstha 01865-02314-00073	Upto 4,000 Taka	256	249,846	0 to 2000 Taka	1,097	1,317,351
		4,001 Taka to 10,000 Taka	570	2,314,483	2001 to 5000	810	1,910,302
		10001 Taka to 30,000 Taka	343	3,371,591	5001 to 10000	235	1,413,598
		30001 Taka to 50,000 Taka	167	4,730,804	10001 to 20000	57	684,619
		50001 Taka to 1,00,000 Taka	67	3,168,339	20001 to above	3	75,078
		1,00,001 Taka to 3,00,000 Taka	5	573,411	-	-	-
		3,00,001 Taka and Above	-	-	-	-	-
		Total	1,408	14,408,474	Total	2,202	5,400,948
44	Ashataru 03757-03001-00451	Upto 4,000 Taka	1	2,009	0 to 2000 Taka	891	894,460
		4,001 Taka to 10,000 Taka	416	1,271,423	2001 to 5000	570	1,969,420
		10001 Taka to 30,000 Taka	414	3,437,437	5001 to 10000	358	1,758,243
		30001 Taka to 50,000 Taka	38	1,130,561	10001 to 20000	125	923,225
		50001 Taka to 1,00,000 Taka	7	197,467	20001 to above	8	239,077
		1,00,001 Taka to 3,00,000 Taka	1	175,000	-	-	-
		3,00,001 Taka and Above	-	-	-	-	-
		Total	877	6,213,897	Total	1,952	5,784,425

SL. No.	Name & Licence No	Loan Range	No of Borrowers in the Range	Amount of Loan Outstanding in the Range (in Tk.)	Savings Range	No. of Savers	Balance of Savings (in Tk.)	
45	Ashrai 00609-01019-00200	Upto 4,000 Taka	4,871	16,626,181	0 to 2000 Taka	20,614	35,423,850	
		4,001 Taka to 10,000 Taka	12,008	66,894,013	2001 to 5000	18,590	50,090,567	
		10001 Taka to 30,000 Taka	15,452	159,625,353	5001 to 10000	5,907	32,193,650	
		30001 Taka to 50,000 Taka	1,199	38,071,888	10001 to 20000	1,358	20,877,032	
		50001 Taka to 1,00,000 Taka	349	20,405,155	20001 to above	111	3,611,546	
		1,00,001 Taka to 3,00,000 Taka	-	-	-	-	-	-
		3,00,001 Taka and Above	-	-	-	-	-	-
		Total	33,879	301,622,590	Total	46,580	142,196,645	
46	Aso Gori Unnayan Sangstha (AGUS) 03032-02138-00467	Upto 4,000 Taka	416	1,106,631	0 to 2000 Taka	928	862,605	
		4,001 Taka to 10,000 Taka	605	6,400,019	2001 to 5000	498	1,546,322	
		10001 Taka to 30,000 Taka	109	2,896,131	5001 to 10000	199	1,369,260	
		30001 Taka to 50,000 Taka	57	2,893,663	10001 to 20000	58	792,112	
		50001 Taka to 1,00,000 Taka	39	6,511,075	20001 to above	16	549,164	
		1,00,001 Taka to 3,00,000 Taka	-	-	-	-	-	-
		3,00,001 Taka and Above	-	-	-	-	-	-
		Total	1,226	19,807,519	Total	1,699	5,119,463	
47	ASPADA-Poribesh Unnayan Foundation 00178-00261-00199	Upto 4,000 Taka	-	-	0 to 2000 Taka	20,879	26,232,642	
		4,001 Taka to 10,000 Taka	22,263	122,781,944	2001 to 5000	14,980	44,273,175	
		10001 Taka to 30,000 Taka	14,788	301,823,080	5001 to 10000	8,528	56,393,234	
		30001 Taka to 50,000 Taka	1,495	49,498,497	10001 to 20000	2,892	33,274,980	
		50001 Taka to 1,00,000 Taka	34	1,959,720	20001 to above	205	4,423,819	
		1,00,001 Taka to 3,00,000 Taka	15	1,886,237	-	-	-	-
		3,00,001 Taka and Above	-	-	-	-	-	-
		Total	38,595	477,949,478	Total	47,484	164,597,850	
48	Assistance for Slum Dwellers (ASD) 01153-01347-00323	Upto 4,000 Taka	357	817,161	0 to 2000 Taka	494	435,013	
		4,001 Taka to 10,000 Taka	418	2,972,346	2001 to 5000	693	2,319,119	
		10001 Taka to 30,000 Taka	387	6,718,768	5001 to 10000	600	4,268,204	
		30001 Taka to 50,000 Taka	44	1,604,239	10001 to 20000	345	4,681,985	
		50001 Taka to 1,00,000 Taka	11	782,370	20001 to above	79	2,152,046	
		1,00,001 Taka to 3,00,000 Taka	3	421,737	-	-	-	-
		3,00,001 Taka and Above	-	-	-	-	-	-
		Total	1,220	13,316,621	Total	2,211	13,856,367	

SL. No.	Name & Licence No	Loan Range	No of Borrowers in the Range	Amount of Loan Outstanding in the Range (in Tk.)	Savings Range	No. of Savers	Balance of Savings (in Tk.)	
49	Assistance for Human Resource Development With Technology (AHRDT) 00275-01123-00413	Upto 4,000 Taka	279	377,656	0 to 2000 Taka	405	396,733	
		4,001 Taka to 10,000 Taka	181	775,421	2001 to 5000	275	1,107,429	
		10001 Taka to 30,000 Taka	262	2,645,208	5001 to 10000	172	1,067,271	
		30001 Taka to 50,000 Taka	39	1,120,743	10001 to 20000	88	1,091,281	
		50001 Taka to 1,00,000 Taka	13	867,480	20001 to above	13	477,529	
		1,00,001 Taka to 3,00,000 Taka	-	-	-	-	-	-
		3,00,001 Taka and Above	-	-	-	-	-	-
		Total	774	5,786,508	Total	953	4,140,243	
50	Assistance for Social Organization and Development -ASOD 01173-01986-00127	Upto 4,000 Taka	920	1,201,950	0 to 2000 Taka	57,195	13,954,858	
		4,001 Taka to 10,000 Taka	14,345	34,242,930	2001 to 5000	1,920	4,289,978	
		10001 Taka to 30,000 Taka	29,814	121,892,546	5001 to 10000	945	4,852,360	
		30001 Taka to 50,000 Taka	271	4,992,341	10001 to 20000	23	242,332	
		50001 Taka to 1,00,000 Taka	373	7,997,153	20001 to above	10	204,503	
		1,00,001 Taka to 3,00,000 Taka	35	869,123	-	-	-	-
		3,00,001 Taka and Above	-	-	-	-	-	-
		Total	45,758	171,196,043	Total	60,093	23,544,031	
51	Assistance for the Livelihood of the Origins (ALO) 00752-00253-00576	Upto 4,000 Taka	-	0	0 to 2000 Taka	1,168	619,474	
		4,001 Taka to 10,000 Taka	1,105	3,632,414	2001 to 5000	430	1,017,573	
		10001 Taka to 30,000 Taka	523	4,211,003	5001 to 10000	152	1,013,602	
		30001 Taka to 50,000 Taka	36	871,405	10001 to 20000	22	320,131	
		50001 Taka to 1,00,000 Taka	14	612,667	20001 to above	-	-	
		1,00,001 Taka to 3,00,000 Taka	-	-	-	-	-	-
		3,00,001 Taka and Above	-	-	-	-	-	-
		Total	1,678	9,327,489	Total	1,772	2,970,780	
52	Association for Bangladesh Social Advancement (ABSA) 00883-00034-00226	Upto 4,000 Taka	800	2,471,584	0 to 2000 Taka	1,360	872,305	
		4,001 Taka to 10,000 Taka	300	1,158,400	2001 to 5000	280	446,479	
		10001 Taka to 30,000 Taka	150	1,337,000	5001 to 10000	-	-	
		30001 Taka to 50,000 Taka	-	-	10001 to 20000	-	-	
		50001 Taka to 1,00,000 Taka	-	-	20001 to above	-	-	
		1,00,001 Taka to 3,00,000 Taka	-	-	-	-	-	
		3,00,001 Taka and Above	-	-	-	-	-	
		Total	1,250	4,966,984	Total	1,640	1,318,784	

SL. No.	Name & Licence No	Loan Range	No of Borrowers in the Range	Amount of Loan Outstanding in the Range (in Tk.)	Savings Range	No. of Savers	Balance of Savings (in Tk.)
53	Association for Realisation of Basic Needs- ARBAN 01482-00179-00066	Upto 4,000 Taka	29	130,921	0 to 2000 Taka	7,293	44,418,256
		4,001 Taka to 10,000 Taka	3,185	13,478,650	2001 to 5000	6,480	32,670,970
		10001 Taka to 30,000 Taka	7,026	81,036,498	5001 to 10000	4,753	26,654,425
		30001 Taka to 50,000 Taka	2,973	66,992,164	10001 to 20000	4,117	52,800,562
		50001 Taka to 1,00,000 Taka	1,907	69,600,094	20001 to above	3,716	65,924,140
		1,00,001 Taka to 3,00,000 Taka	570	55,317,077	-	-	-
		3,00,001 Taka and Above	27	14,795,349	-	-	-
	Total	15,717	301,350,753	Total	26,359	222,468,353	
54	Association for Renovation of Community Health Education Services (ARCHES) 00307-02179-00056	Upto 4,000 Taka	660	1,264,004	0 to 2000 Taka	3,629	2,812,305
		4,001 Taka to 10,000 Taka	1,606	12,239,567	2001 to 5000	1,990	6,584,437
		10001 Taka to 30,000 Taka	2,232	38,785,946	5001 to 10000	635	3,062,928
		30001 Taka to 50,000 Taka	77	2,163,967	10001 to 20000	108	1,455,820
		50001 Taka to 1,00,000 Taka	19	1,831,256	20001 to above	11	241,682
		1,00,001 Taka to 3,00,000 Taka	16	2,952,601	-	-	-
		3,00,001 Taka and Above	-	-	-	-	-
	Total	4,610	59,237,341	Total	6,373	14,157,172	
55	Association for Advancement & Development (AAD) 01672-00390-00102	Upto 4,000 Taka	3	9,477	0 to 2000 Taka	3,412	5,896,410
		4,001 Taka to 10,000 Taka	1,683	10,939,521	2001 to 5000	713	2,498,346
		10001 Taka to 30,000 Taka	1,432	24,060,156	5001 to 10000	81	607,373
		30001 Taka to 50,000 Taka	85	3,439,573	10001 to 20000	3	44,970
		50001 Taka to 1,00,000 Taka	15	1,024,592	20001 to above	-	-
		1,00,001 Taka to 3,00,000 Taka	-	-	-	-	-
		3,00,001 Taka and Above	-	-	-	-	-
	Total	3,218	39,473,319	Total	4,209	9,047,099	
56	Association for Community Development-ACD 00540-01723-00227	Upto 4,000 Taka	333	2,214,301	0 to 2000 Taka	4,835	3,693,830
		4,001 Taka to 10,000 Taka	2,283	11,978,052	2001 to 5000	2,737	7,619,035
		10001 Taka to 30,000 Taka	2,541	27,038,760	5001 to 10000	818	5,708,335
		30001 Taka to 50,000 Taka	700	15,145,686	10001 to 20000	211	2,772,039
		50001 Taka to 1,00,000 Taka	359	16,727,043	20001 to above	14	426,146
		1,00,001 Taka to 3,00,000 Taka	213	22,881,693	-	-	-
		3,00,001 Taka and Above	6	1,302,912	-	-	-
	Total	6,435	97,288,447	Total	8,615	20,219,385	

SL. No.	Name & Licence No	Loan Range	No of Borrowers in the Range	Amount of Loan Outstanding in the Range (in Tk.)	Savings Range	No. of Savers	Balance of Savings (in Tk.)
57	Association for Rural Advancement in Bangladesh (ARAB) 02015-00479-00042	Upto 4,000 Taka	3,975	13,057,061	0 to 2000 Taka	13,465	15,667,774
		4,001 Taka to 10,000 Taka	5,911	57,844,424	2001 to 5000	5,527	16,468,316
		10001 Taka to 30,000 Taka	4,737	107,063,842	5001 to 10000	1,808	11,233,931
		30001 Taka to 50,000 Taka	488	22,253,028	10001 to 20000	302	4,026,341
		50001 Taka to 1,00,000 Taka	109	8,935,341	20001 to above	73	1,968,284
		1,00,001 Taka to 3,00,000 Taka	18	3,077,444	-	-	-
		3,00,001 Taka and Above	-	-	-	-	-
		Total	15,238	212,231,140	Total	21,175	49,364,646
58	Association for Social Development 02471-01868-00447	Upto 4,000 Taka	136	97,461	0 to 2000 Taka	544	516,738
		4,001 Taka to 10,000 Taka	218	836,469	2001 to 5000	454	1,410,638
		10001 Taka to 30,000 Taka	451	4,944,824	5001 to 10000	182	1,289,473
		30001 Taka to 50,000 Taka	2	150,000	10001 to 20000	93	1,245,463
		50001 Taka to 1,00,000 Taka	-	-	20001 to above	18	433,379
		1,00,001 Taka to 3,00,000 Taka	-	-	-	-	-
		3,00,001 Taka and Above	-	-	-	-	-
		Total	807	6,028,754	Total	1,291	4,895,691
59	Association for Social Development (A.S.D) 01234-03143-00593	Upto 4,000 Taka	21	35,109	0 to 2000 Taka	502	526,953
		4,001 Taka to 10,000 Taka	217	922,287	2001 to 5000	355	1,091,078
		10001 Taka to 30,000 Taka	337	3,624,108	5001 to 10000	105	674,909
		30001 Taka to 50,000 Taka	84	2,215,197	10001 to 20000	28	346,686
		50001 Taka to 1,00,000 Taka	40	1,682,561	20001 to above	5	115,141
		1,00,001 Taka to 3,00,000 Taka	-	-	-	-	-
		3,00,001 Taka and Above	-	-	-	-	-
		Total	699	8,479,262	Total	995	2,754,767
60	Association For Social Organization In Paharpur (ASOP) 01717-00529-00174	Upto 4,000 Taka	1,571	6,187,000	0 to 2000 Taka	4,610	5,717,590
		4,001 Taka to 10,000 Taka	3,110	22,369,100	2001 to 5000	2,251	4,505,100
		10001 Taka to 30,000 Taka	1,494	15,045,578	5001 to 10000	451	2,305,000
		30001 Taka to 50,000 Taka	105	3,250,000	10001 to 20000	45	452,210
		50001 Taka to 1,00,000 Taka	4	280,500	20001 to above	5	105,165
		1,00,001 Taka to 3,00,000 Taka	3	475,500	-	-	-
		3,00,001 Taka and Above	-	-	-	-	-
		Total	6,287	47,607,678	Total	7,362	13,085,065

SL. No.	Name & Licence No	Loan Range	No of Borrowers in the Range	Amount of Loan Outstanding in the Range (in Tk.)	Savings Range	No. of Savers	Balance of Savings (in Tk.)
61	Association for Socio-Economic Advancement of Bangladesh (ASE/AB) 00104-03016-00164	Upto 4,000 Taka	17	30,396	0 to 2000 Taka	1,625	2,280,036
		4,001 Taka to 10,000 Taka	746	4,215,746	2001 to 5000	1,521	4,468,203
		10001 Taka to 30,000 Taka	1,840	17,984,256	5001 to 10000	586	2,511,287
		30001 Taka to 50,000 Taka	204	5,579,874	10001 to 20000	43	554,210
		50001 Taka to 1,00,000 Taka	-	-	20001 to above	6	126,100
		1,00,001 Taka to 3,00,000 Taka	-	-	-	-	-
		3,00,001 Taka and Above	-	-	-	-	-
		Total	2,807	27,810,272	Total	3,781	9,939,836
62	Association for Under-privileged People-AUP 00527-00392-00058	Upto 4,000 Taka	38	126,081	0 to 2000 Taka	3,762	7,596,922
		4,001 Taka to 10,000 Taka	2,561	18,316,183	2001 to 5000	1,297	6,387,547
		10001 Taka to 30,000 Taka	1,416	20,127,173	5001 to 10000	281	3,033,381
		30001 Taka to 50,000 Taka	366	11,971,998	10001 to 20000	41	1,156,372
		50001 Taka to 1,00,000 Taka	90	5,610,620	20001 to above	19	446,807
		1,00,001 Taka to 3,00,000 Taka	13	1,157,656	-	-	-
		3,00,001 Taka and Above	-	-	-	-	-
		Total	4,484	57,309,711	Total	5,400	18,621,029
63	Association for Women Empowerment and Child Right's (AWAC) 01457-00321-00436	Upto 4,000 Taka	121	170,088	0 to 2000 Taka	1,372	1,943,958
		4,001 Taka to 10,000 Taka	979	4,159,187	2001 to 5000	1,462	5,039,775
		10001 Taka to 30,000 Taka	1,411	12,376,981	5001 to 10000	521	3,032,457
		30001 Taka to 50,000 Taka	74	1,872,350	10001 to 20000	112	1,316,295
		50001 Taka to 1,00,000 Taka	9	494,963	20001 to above	21	549,827
		1,00,001 Taka to 3,00,000 Taka	5	382,415	-	-	-
		3,00,001 Taka and Above	-	-	-	-	-
		Total	2,599	19,455,984	Total	3,488	11,882,312
64	Association of Voluntary Action for Society (AVAS) 02746-00258-00647	Upto 4,000 Taka	12	390,280	0 to 2000 Taka	-	-
		4,001 Taka to 10,000 Taka	210	1,133,250	2001 to 5000	-	-
		10001 Taka to 30,000 Taka	302	2,012,500	5001 to 10000	-	-
		30001 Taka to 50,000 Taka	313	2,946,842	10001 to 20000	-	-
		50001 Taka to 1,00,000 Taka	-	-	20001 to above	-	-
		1,00,001 Taka to 3,00,000 Taka	-	-	-	-	-
		3,00,001 Taka and Above	-	-	-	-	-
		Total	837	6,482,872	Total	981	2,466,322

SL. No.	Name & Licence No	Loan Range	No of Borrowers in the Range	Amount of Loan Outstanding in the Range (in Tk.)	Savings Range	No. of Savers	Balance of Savings (in Tk.)	
65	ATMABISWAS 00969-00226-00034	Upto 4,000 Taka	7,255	22,650,110	0 to 2000 Taka	33,139	43,589,449	
		4,001 Taka to 10,000 Taka	18,411	93,056,016	2001 to 5000	4,637	18,732,531	
		10001 Taka to 30,000 Taka	6,682	100,570,967	5001 to 10000	941	7,952,356	
		30001 Taka to 50,000 Taka	276	10,919,112	10001 to 20000	356	4,102,782	
		50001 Taka to 1,00,000 Taka	251	14,757,304	20001 to above	19	455,215	
		1,00,001 Taka to 3,00,000 Taka	104	14,244,200	-	-	-	-
		3,00,001 Taka and Above	33	9,941,085	-	-	-	-
	Total		33,012	266,138,794	Total	39,092	74,832,333	
66	Aukur Palli Unnayan Kendra 00245-02077-00134	Upto 4,000 Taka	1,678	4,369,976	0 to 2000 Taka	3,781	4,301,784	
		4,001 Taka to 10,000 Taka	2,253	15,424,682	2001 to 5000	3,102	10,218,165	
		10001 Taka to 30,000 Taka	2,112	29,687,725	5001 to 10000	1,861	11,403,798	
		30001 Taka to 50,000 Taka	339	11,554,670	10001 to 20000	331	4,149,069	
		50001 Taka to 1,00,000 Taka	76	4,453,286	20001 to above	18	457,228	
		1,00,001 Taka to 3,00,000 Taka	11	1,543,871	-	-	-	-
		3,00,001 Taka and Above	-	-	-	-	-	-
	Total		6,469	67,034,210	Total	9,093	30,530,044	
67	Aushgara Unnayan Sangstha 02676-02019-00325	Upto 4,000 Taka	76	148,012	0 to 2000 Taka	683	635,576	
		4,001 Taka to 10,000 Taka	539	2,883,428	2001 to 5000	703	2,443,923	
		10001 Taka to 30,000 Taka	670	6,884,610	5001 to 10000	217	1,911,708	
		30001 Taka to 50,000 Taka	25	743,512	10001 to 20000	123	835,891	
		50001 Taka to 1,00,000 Taka	-	-	20001 to above	124	747,100	
		1,00,001 Taka to 3,00,000 Taka	-	-	-	-	-	-
		3,00,001 Taka and Above	-	-	-	-	-	-
	Total		1,310	10,659,562	Total	1,850	6,574,198	
68	Austha Manabik Unnayan Kendra 05866-00911-00573	Upto 4,000 Taka	-	0	0 to 2000 Taka	439	521,424	
		4,001 Taka to 10,000 Taka	154	542,987	2001 to 5000	800	1,872,284	
		10001 Taka to 30,000 Taka	840	9,880,892	5001 to 10000	2	12,130	
		30001 Taka to 50,000 Taka	4	119,784	10001 to 20000	-	-	
		50001 Taka to 1,00,000 Taka	-	-	20001 to above	-	-	
		1,00,001 Taka to 3,00,000 Taka	-	-	-	-	-	
		3,00,001 Taka and Above	-	-	-	-	-	
	Total		998	10,543,663	Total	1,241	405,838	

SL. No.	Name & Licence No	Loan Range	No of Borrowers in the Range	Amount of Loan Outstanding in the Range (in Tk.)	Savings Range	No. of Savers	Balance of Savings (in Tk.)
69	AVA Development Society 05305-00792-00470	Upto 4,000 Taka	221	633,828	0 to 2000 Taka	3,176	3,274,245
		4,001 Taka to 10,000 Taka	1,468	5,982,441	2001 to 5000	1,567	3,709,089
		10001 Taka to 30,000 Taka	2,253	25,105,179	5001 to 10000	497	2,901,486
		30001 Taka to 50,000 Taka	-	-	10001 to 20000	39	398,268
		50001 Taka to 1,00,000 Taka	-	-	20001 to above	-	-
		1,00,001 Taka to 3,00,000 Taka	-	-	-	-	-
		3,00,001 Taka and Above	-	-	-	-	-
		Total	3,942	31,721,448	Total	5,279	10,283,088
70	Azad Unnayon Sangstha (AUS) 01462-00943-00125	Upto 4,000 Taka			0 to 2000 Taka	1,144	509,938
		4,001 Taka to 10,000 Taka	556	2,699,872	2001 to 5000	-	-
		10001 Taka to 30,000 Taka	136	2,252,160	5001 to 10000	-	-
		30001 Taka to 50,000 Taka	11	357,500	10001 to 20000	-	-
		50001 Taka to 1,00,000 Taka	-	-	20001 to above	-	-
		1,00,001 Taka to 3,00,000 Taka	-	-	-	-	-
		3,00,001 Taka and Above	-	-	-	-	-
		Total	703	5,309,532	Total	1,144	509,938
71	Badalgachhi Manob Kallyan Sangstha 06587-03367-00485	Upto 4,000 Taka	32	92,344	0 to 2000 Taka	1,268	1,324,475
		4,001 Taka to 10,000 Taka	580	2,432,325	2001 to 5000	38	135,584
		10001 Taka to 30,000 Taka	495	3,270,771	5001 to 10000	4	23,440
		30001 Taka to 50,000 Taka	3	79,425	10001 to 20000	-	-
		50001 Taka to 1,00,000 Taka	-	-	20001 to above	-	-
		1,00,001 Taka to 3,00,000 Taka	-	-	-	-	-
		3,00,001 Taka and Above	-	-	-	-	-
		Total	1,110	5,874,865	Total	1,310	1,483,499
72	BADHAN GRAM UNNAYAN FOUNDATION 04782-01547-00673	Upto 4,000 Taka	25	100,769	0 to 2000 Taka	500	1,250,000
		4,001 Taka to 10,000 Taka	640	4,226,735	2001 to 5000	159	646,684
		10001 Taka to 30,000 Taka	106	1,281,000	5001 to 10000	100	600,168
		30001 Taka to 50,000 Taka	-	-	10001 to 20000	30	425,000
		50001 Taka to 1,00,000 Taka	-	-	20001 to above	30	602,363
		1,00,001 Taka to 3,00,000 Taka	-	-	-	-	-
		3,00,001 Taka and Above	-	-	-	-	-
		Total	771	5,608,504	Total	819	3,524,215

SL. No.	Name & Licence No	Loan Range	No of Borrowers in the Range	Amount of Loan Outstanding in the Range (in Tk.)	Savings Range	No. of Savers	Balance of Savings (in Tk.)
73	Bahumukhi Desh Unnayan Sangsad 01268-01551-00481	Upto 4,000 Taka	66	198,230	0 to 2000 Taka	2,352	2,413,933
		4,001 Taka to 10,000 Taka	1,014	8,376,565	2001 to 5000	751	2,462,350
		10001 Taka to 30,000 Taka	196	3,574,550	5001 to 10000	205	1,242,580
		30001 Taka to 50,000 Taka	52	1,974,080	10001 to 20000	68	895,394
		50001 Taka to 1,00,000 Taka	50	2,875,700	20001 to above	38	855,028
		1,00,001 Taka to 3,00,000 Taka	20	911,805	-	-	-
		3,00,001 Taka and Above	-	-	-	-	-
	Total		1,398	17,910,930	Total	3,414	7,869,285
74	Bajitpur Rural Advancement Society (BRAS) 00198-00021-00012	Upto 4,000 Taka	521	156,939	0 to 2000 Taka	1,805	3,281,385
		4,001 Taka to 10,000 Taka	2,037	12,222,000	2001 to 5000	2,040	7,752,000
		10001 Taka to 30,000 Taka	1,070	12,840,000	5001 to 10000	890	3,540,000
		30001 Taka to 50,000 Taka	63	1,890,000	10001 to 20000	165	1,815,000
		50001 Taka to 1,00,000 Taka	62	3,100,000	20001 to above	6	180,000
		1,00,001 Taka to 3,00,000 Taka	22	2,200,000	-	-	-
		3,00,001 Taka and Above	-	-	-	-	-
	Total		3,775	32,408,939	Total	4,906	16,568,385
75	Bakergonj Forum 00983-00016-00682	Upto 4,000 Taka	21	28,636	0 to 2000 Taka	532	703,725
		4,001 Taka to 10,000 Taka	205	732,207	2001 to 5000	281	872,742
		10001 Taka to 30,000 Taka	268	2,689,073	5001 to 10000	33	217,766
		30001 Taka to 50,000 Taka	88	919,380	10001 to 20000	3	35,184
		50001 Taka to 1,00,000 Taka	30	465,000	20001 to above	1	70,343
		1,00,001 Taka to 3,00,000 Taka	-	-	-	-	-
		3,00,001 Taka and Above	-	-	-	-	-
	Total		612	4,834,296	Total	850	1,899,760
76	Banaful Social Welfare Organization 00331-01733-00395	Upto 4,000 Taka	60	143,304	0 to 2000 Taka	1,880	2,226,495
		4,001 Taka to 10,000 Taka	917	4,815,729	2001 to 5000	3,325	13,407,413
		10001 Taka to 30,000 Taka	2,722	33,373,950	5001 to 10000	3,443	23,977,889
		30001 Taka to 50,000 Taka	1,247	29,339,457	10001 to 20000	2,296	31,725,653
		50001 Taka to 1,00,000 Taka	678	29,269,914	20001 to above	964	29,396,654
		1,00,001 Taka to 3,00,000 Taka	120	9,215,734	-	-	-
		3,00,001 Taka and Above	-	-	-	-	-
	Total		5,744	106,158,088	Total	11,908	100,734,104

SL. No.	Name & Licence No	Loan Range	No of Borrowers in the Range	Amount of Loan Outstanding in the Ruage (in Tk.)	Savings Range	No. of Savers	Balance of Savings (in Tk.)
77	Banchte Shekha 03446-01309-00328	Upto 4,000 Taka	2,673	8,969,982	0 to 2000 Taka	13,861	10,140,466
		4,001 Taka to 10,000 Taka	6,948	15,872,878	2001 to 5000	3,402	16,269,427
		10001 Taka to 30,000 Taka	4,879	68,396,337	5001 to 10000	1,584	9,812,643
		30001 Taka to 50,000 Taka	1,957	15,428,507	10001 to 20000	268	4,123,841
		50001 Taka to 1,00,000 Taka	871	20,273,429	20001 to above	27	842,569
		1,00,001 Taka to 3,00,000 Taka	79	9,842,502	-	-	-
		3,00,001 Taka and Above	4	1,523,690	-	-	-
	Total	17,411	140,307,325	Total	19,142	41,188,946	
78	Bandhan Sangstha 02535-00745-00410	Upto 4,000 Taka	544	1,145,304	0 to 2000 Taka	2,136	2,198,162
		4,001 Taka to 10,000 Taka	925	4,718,550	2001 to 5000	317	1,045,314
		10001 Taka to 30,000 Taka	418	4,538,675	5001 to 10000	92	676,660
		30001 Taka to 50,000 Taka	-	-	10001 to 20000	-	-
		50001 Taka to 1,00,000 Taka	-	-	20001 to above	-	-
		1,00,001 Taka to 3,00,000 Taka	-	-	-	-	-
		3,00,001 Taka and Above	-	-	-	-	-
	Total	1,887	10,402,529	Total	2,545	3,920,136	
79	Bangio Gonounnayan samity 02839-00454-00445	Upto 4,000 Taka	7	18,337	0 to 2000 Taka	1,287	1,868,856
		4,001 Taka to 10,000 Taka	898	3,558,844	2001 to 5000	170	712,726
		10001 Taka to 30,000 Taka	138	1,257,397	5001 to 10000	28	201,527
		30001 Taka to 50,000 Taka	4	103,722	10001 to 20000	9	134,815
		50001 Taka to 1,00,000 Taka	-	-	20001 to above	-	-
		1,00,001 Taka to 3,00,000 Taka	-	-	-	-	-
		3,00,001 Taka and Above	-	-	-	-	-
	Total	1,047	4,938,300	Total	1,494	2,917,924	
80	Bangla-German Sampreet (BGS) 02798-00553-00234	Upto 4,000 Taka	61	151,724	0 to 2000 Taka	7,170	8,121,180
		4,001 Taka to 10,000 Taka	6,684	30,832,583	2001 to 5000	2,352	6,200,540
		10001 Taka to 30,000 Taka	2,204	21,871,143	5001 to 10000	754	4,147,880
		30001 Taka to 50,000 Taka	149	2,736,060	10001 to 20000	300	3,243,054
		50001 Taka to 1,00,000 Taka	162	6,047,477	20001 to above	38	688,146
		1,00,001 Taka to 3,00,000 Taka	101	5,300,875	-	-	-
		3,00,001 Taka and Above	-	-	-	-	-
	Total	9,361	66,939,862	Total	10,614	22,400,800	

SL. No.	Name & Licence No	Loan Range	No of Borrowers in the Range	Amount of Loan Outstanding in the Ruange (in Tk.)	Savings Range	No. of Savers	Balance of Savings (in Tk.)
81	Bangladesh Association for Social Advancement (BASA) 00377-00115-00046	Upto 4,000 Taka	878	3,255,772	0 to 2000 Taka	23,358	25,150,032
		4,001 Taka to 10,000 Taka	11,169	65,045,625	2001 to 5000	21,112	48,572,226
		10001 Taka to 30,000 Taka	18,806	191,458,353	5001 to 10000	7,256	37,852,885
		30001 Taka to 50,000 Taka	2,210	67,422,423	10001 to 20000	2,465	25,602,552
		50001 Taka to 1,00,000 Taka	1,765	69,416,305	20001 to above	587	14,223,287
		1,00,001 Taka to 3,00,000 Taka	876	77,814,095	-	-	-
		3,00,001 Taka and Above	152	49,385,428	-	-	-
	Total		35,856	523,798,001	Total	54,778	151,400,982
82	Bangladesh Agricultural Working Peoples Association (BAWPA) 01740-01729-00685	Upto 4,000 Taka	1,278	1,235,950	0 to 2000 Taka	3,880	3,920,164
		4,001 Taka to 10,000 Taka	2,165	12,129,226	2001 to 5000	1,204	3,762,500
		10001 Taka to 30,000 Taka	391	6,720,418	5001 to 10000	231	1,807,575
		30001 Taka to 50,000 Taka	45	1,804,069	10001 to 20000	117	1,769,508
		50001 Taka to 1,00,000 Taka	15	968,862	20001 to above	25	771,473
		1,00,001 Taka to 3,00,000 Taka	-	-	-	-	-
		3,00,001 Taka and Above	-	-	-	-	-
	Total		3,894	22,858,525	Total	5,457	12,031,220
83	Bangladesh Association for Community Education (BACE) 00291-02364-00560	Upto 4,000 Taka	1,303	4,137,602	0 to 2000 Taka	6,007	10,138,761
		4,001 Taka to 10,000 Taka	5,423	29,466,865	2001 to 5000	4,230	15,311,214
		10001 Taka to 30,000 Taka	3,594	30,477,234	5001 to 10000	714	5,591,227
		30001 Taka to 50,000 Taka	49	1,558,761	10001 to 20000	70	853,712
		50001 Taka to 1,00,000 Taka	3	158,320	20001 to above	3	64,502
		1,00,001 Taka to 3,00,000 Taka	20	1,603,044	-	-	-
		3,00,001 Taka and Above	-	-	-	-	-
	Total		10,392	67,401,826	Total	11,024	31,959,416
84	Bangladesh Association for Sustainable Development (BASD) 05518-04426-00431	Upto 4,000 Taka	834	1,153,713	0 to 2000 Taka	1,660	1,713,077
		4,001 Taka to 10,000 Taka	869	5,020,309	2001 to 5000	1,149	3,811,336
		10001 Taka to 30,000 Taka	755	9,410,718	5001 to 10000	686	4,269,080
		30001 Taka to 50,000 Taka	569	8,050,973	10001 to 20000	239	3,452,864
		50001 Taka to 1,00,000 Taka	68	1,608,103	20001 to above	132	3,419,032
		1,00,001 Taka to 3,00,000 Taka	-	-	-	-	-
		3,00,001 Taka and Above	-	-	-	-	-
	Total		3,095	25,243,816	Total	3,866	16,665,389

SL. No.	Name & Licence No	Loan Range	No of Borrowers in the Range	Amount of Loan Outstanding in the Ruage (in Tk.)	Savings Range	No. of Savers	Balance of Savings (in Tk.)	
85	Bangladesh Association of Women for Self Empowrment (BAWSE) 01092-01305-00030	Upto 4,000 Taka	590	1,204,523	0 to 2000 Taka	3,209	4,378,988	
		4,001 Taka to 10,000 Taka	2,266	9,221,178	2001 to 5000	1,208	5,585,940	
		10001 Taka to 30,000 Taka	388	4,418,872	5001 to 10000	309	3,246,995	
		30001 Taka to 50,000 Taka	118	2,785,220	10001 to 20000	63	1,260,358	
		50001 Taka to 1,00,000 Taka	24	3,437,570	20001 to above	15	960,357	
		1,00,001 Taka to 3,00,000 Taka	-	-	-	-	-	-
		3,00,001 Taka and Above	-	-	-	-	-	-
		Total	3,386	21,067,363	Total	4,804	15,432,638	
86	Bangladesh Development Society(BDS) 03160-02702-00355	Upto 4,000 Taka	4,213	16,598,740	0 to 2000 Taka	10,104	18,522,428	
		4,001 Taka to 10,000 Taka	5,935	55,896,352	2001 to 5000	5,007	14,102,087	
		10001 Taka to 30,000 Taka	2,235	48,625,698	5001 to 10000	1,606	10,403,677	
		30001 Taka to 50,000 Taka	522	22,485,549	10001 to 20000	454	5,551,977	
		50001 Taka to 1,00,000 Taka	142	13,597,198	20001 to above	181	4,879,612	
		1,00,001 Taka to 3,00,000 Taka	77	15,536,320	-	-	-	-
		3,00,001 Taka and Above	9	4,764,563	-	-	-	-
		Total	13,133	177,504,420	Total	17,352	53,459,781	
87	Bangladesh Extension Education Service (BEES) 00572-02517-00263	Upto 4,000 Taka	509	795,313	0 to 2000 Taka	39,759	55,688,102	
		4,001 Taka to 10,000 Taka	4,646	16,342,305	2001 to 5000	37,458	97,765,380	
		10001 Taka to 30,000 Taka	60,945	513,866,075	5001 to 10000	15,428	114,213,484	
		30001 Taka to 50,000 Taka	12,369	248,153,063	10001 to 20000	6,824	104,018,232	
		50001 Taka to 1,00,000 Taka	4,568	171,302,284	20001 to above	2,465	60,668,580	
		1,00,001 Taka to 3,00,000 Taka	1,450	109,202,400	-	-	-	-
		3,00,001 Taka and Above	365	82,168,070	-	-	-	-
		Total	84,852	1,141,829,510	Total	101,934	432,353,778	
88	Bangladesh Grameen Seba Sangstha 03072-01354-00458	Upto 4,000 Taka	332	1,347,446	0 to 2000 Taka	1,470	1,728,507	
		4,001 Taka to 10,000 Taka	833	3,575,250	2001 to 5000	279	1,415,050	
		10001 Taka to 30,000 Taka	124	1,287,570	5001 to 10000	66	520,785	
		30001 Taka to 50,000 Taka	-	-	10001 to 20000	44	546,911	
		50001 Taka to 1,00,000 Taka	-	-	20001 to above	7	205,732	
		1,00,001 Taka to 3,00,000 Taka	-	-	-	-	-	-
		3,00,001 Taka and Above	-	-	-	-	-	-
		Total	1,289	6,210,266	Total	1,866	4,416,985	

SL. No.	Name & Licence No	Loan Range	No of Borrowers in the Range	Amount of Loan Outstanding in the Range (in Tk.)	Savings Range	No. of Savers	Balance of Savings (in Tk.)
89	Bangladesh Ignite Youth Society (BIYS) 02908-03316-00340	Upto 4,000 Taka	9,715	18,860,454	0 to 2000 Taka	24,074	48,105,318
		4,001 Taka to 10,000 Taka	10,715	54,005,145	2001 to 5000	12,377	51,885,788
		10001 Taka to 30,000 Taka	12,278	122,800,001	5001 to 10000	5,982	59,010,565
		30001 Taka to 50,000 Taka	1,979	59,430,750	10001 to 20000	4,270	54,002,221
		50001 Taka to 1,00,000 Taka	660	33,858,600	20001 to above	2,899	73,348,886
		1,00,001 Taka to 3,00,000 Taka	151	16,299,140	-	-	-
		3,00,001 Taka and Above	-	-	-	-	-
		Total	35,498	305,254,090	Total	49,602	286,352,778
90	Bangladesh Institute of Research & Development (BIRD) 00025-00125-00084	Upto 4,000 Taka	23	92,000	0 to 2000 Taka	4,477	8,129,836
		4,001 Taka to 10,000 Taka	2,527	22,743,000	2001 to 5000	497	1,759,380
		10001 Taka to 30,000 Taka	1,203	11,035,395	5001 to 10000	293	2,490,500
		30001 Taka to 50,000 Taka	335	11,725,000	10001 to 20000	97	1,843,000
		50001 Taka to 1,00,000 Taka	16	1,440,000	20001 to above	-	-
		1,00,001 Taka to 3,00,000 Taka	-	-	-	-	-
		3,00,001 Taka and Above	-	-	-	-	-
		Total	4,104	47,035,395	Total	5,359	14,222,716
91	Bangladesh JanaKallyan Songstha 00719-00077-00486	Upto 4,000 Taka	0	0	0 to 2000 Taka	287	474,195
		4,001 Taka to 10,000 Taka	173	1,028,370	2001 to 5000	290	1,203,818
		10001 Taka to 30,000 Taka	278	3,094,855	5001 to 10000	132	798,575
		30001 Taka to 50,000 Taka	56	1,489,762	10001 to 20000	16	211,462
		50001 Taka to 1,00,000 Taka	12	830,529	20001 to above	8	195,048
		1,00,001 Taka to 3,00,000 Taka	-	-	-	-	-
		3,00,001 Taka and Above	-	-	-	-	-
		Total	519	6,443,516	Total	733	2,883,098
92	Bangladesh Rural Youth Welfare Organization(BARIO) 03310-00674-00281	Upto 4,000 Taka	1,170	4,680,000	0 to 2000 Taka	1,933	3,975,202
		4,001 Taka to 10,000 Taka	389	2,640,657	2001 to 5000	590	1,394,500
		10001 Taka to 30,000 Taka	260	3,900,000	5001 to 10000	75	437,500
		30001 Taka to 50,000 Taka	145	5,075,000	10001 to 20000	40	445,000
		50001 Taka to 1,00,000 Taka	106	4,240,000	20001 to above	16	353,000
		1,00,001 Taka to 3,00,000 Taka	35	2,275,000	-	-	-
		3,00,001 Taka and Above	-	-	-	-	-
		Total	2,105	22,810,657	Total	2,654	6,605,202

SL. No.	Name & Licence No	Loan Range	No of Borrowers in the Range	Amount of Loan Outstanding in the Ruage (in Tk.)	Savings Range	No. of Savers	Balance of Savings (in Tk.)	
93	Bangladesh Social Development Academy (BSDA) 01994-00796-00114	Upto 4,000 Taka	1,293	1,302,334	0 to 2000 Taka	824	935,309	
		4,001 Taka to 10,000 Taka	2,870	15,560,150	2001 to 5000	5,000	11,250,550	
		10001 Taka to 30,000 Taka	1,540	10,930,240	5001 to 10000	740	3,885,250	
		30001 Taka to 50,000 Taka	75	3,090,160	10001 to 20000	195	2,242,250	
		50001 Taka to 1,00,000 Taka	24	985,170	20001 to above	101	2,247,250	
		1,00,001 Taka to 3,00,000 Taka	5	640,150	-	-	-	-
		3,00,001 Taka and Above	2	150,240	-	-	-	-
	Total		5,809	32,658,444	Total	6,860	20,560,609	
94	Bangladesh Palli Unnayon Foundation (B. P. D. F) 01650-02256-00562	Upto 4,000 Taka	54	124,200	0 to 2000 Taka	406	350,948	
		4,001 Taka to 10,000 Taka	236	815,583	2001 to 5000	155	506,075	
		10001 Taka to 30,000 Taka	208	1,440,024	5001 to 10000	119	861,084	
		30001 Taka to 50,000 Taka	31	529,148	10001 to 20000	42	472,836	
		50001 Taka to 1,00,000 Taka	17	703,326	20001 to above	19	426,550	
		1,00,001 Taka to 3,00,000 Taka	-	-	-	-	-	-
		3,00,001 Taka and Above	-	-	-	-	-	-
	Total		546	3,612,281	Total	741	2,617,493	
95	Banglar Mela Sangstha (BMS) 04153-01588-00354	Upto 4,000 Taka	18	43,750	0 to 2000 Taka	1,331	2,024,125	
		4,001 Taka to 10,000 Taka	297	1,353,630	2001 to 5000	305	672,910	
		10001 Taka to 30,000 Taka	868	3,921,552	5001 to 10000	48	323,760	
		30001 Taka to 50,000 Taka	26	730,240	10001 to 20000	-	-	
		50001 Taka to 1,00,000 Taka	12	502,120	20001 to above	-	-	
		1,00,001 Taka to 3,00,000 Taka	-	-	-	-	-	
		3,00,001 Taka and Above	-	-	-	-	-	
	Total		1,221	6,551,292	Total	1,684	3,020,795	
96	Bani (Social Development Foundation) 06030-04662-00488	Upto 4,000 Taka	990	3,035,568	0 to 2000 Taka	1,971	3,942,000	
		4,001 Taka to 10,000 Taka	691	4,045,680	2001 to 5000	623	1,869,000	
		10001 Taka to 30,000 Taka	272	3,850,074	5001 to 10000	278	1,946,000	
		30001 Taka to 50,000 Taka	41	2,544,890	10001 to 20000	203	1,624,000	
		50001 Taka to 1,00,000 Taka	11	2,535,680	20001 to above	80	3,807,944	
		1,00,001 Taka to 3,00,000 Taka	21	2,274,033	-	-	-	-
		3,00,001 Taka and Above	-	-	-	-	-	-
	Total		2,026	18,285,925	Total	3,155	13,188,944	

SL. No.	Name & Licence No	Loan Range	No of Borrowers in the Range	Amount of Loan Outstanding in the Range (in Tk.)	Savings Range	No. of Savers	Balance of Savings (in Tk.)
97	Barendra Advancement Integrated Committee (BAIC) 06615-02316-00676	Upto 4,000 Taka	18	70,004	0 to 2000 Taka	879	1,749,500
		4,001 Taka to 10,000 Taka	78	412,500	2001 to 5000	235	1,172,353
		10001 Taka to 30,000 Taka	995	10,812,379	5001 to 10000	238	2,143,475
		30001 Taka to 50,000 Taka	-	-	10001 to 20000	56	870,360
		50001 Taka to 1,00,000 Taka	-	-	20001 to above	57	2,054,611
		1,00,001 Taka to 3,00,000 Taka	-	-	-	-	-
		3,00,001 Taka and Above	-	-	-	-	-
		Total	1,091	11,294,883	Total	1,465	7,990,299
98	Barendrabhumi Samaj Unnyan Sangstha 01570-00073-00040	Upto 4,000 Taka	426	1,553,307	0 to 2000 Taka	1,952	2,183,579
		4,001 Taka to 10,000 Taka	1,025	5,742,919	2001 to 5000	2,077	5,725,967
		10001 Taka to 30,000 Taka	1,814	22,502,238	5001 to 10000	326	2,171,954
		30001 Taka to 50,000 Taka	62	1,662,695	10001 to 20000	196	2,499,887
		50001 Taka to 1,00,000 Taka	150	5,583,744	20001 to above	94	1,895,353
		1,00,001 Taka to 3,00,000 Taka	149	14,449,884	-	-	-
		3,00,001 Taka and Above	13	2,890,440	-	-	-
		Total	3,639	54,385,227	Total	4,645	14,476,740
99	Barnaly 02035-02343-00444	Upto 4,000 Taka	58	108,721	0 to 2000 Taka	1,881	14,336,261
		4,001 Taka to 10,000 Taka	1,821	8,765,455	2001 to 5000	2,018	13,999,757
		10001 Taka to 30,000 Taka	2,481	31,624,411	5001 to 10000	1,742	5,529,126
		30001 Taka to 50,000 Taka	715	14,324,717	10001 to 20000	1,273	5,786,242
		50001 Taka to 1,00,000 Taka	89	3,416,934	20001 to above	380	749,433
		1,00,001 Taka to 3,00,000 Taka	48	5,238,497	-	-	-
		3,00,001 Taka and Above	-	-	-	-	-
		Total	5,212	63,478,735	Total	7,294	40,400,819
100	BARSA 04792-01651-00099	Upto 4,000 Taka	1,260	1,876,264	0 to 2000 Taka	7,132	6,786,238
		4,001 Taka to 10,000 Taka	5,197	19,230,807	2001 to 5000	3,622	11,274,838
		10001 Taka to 30,000 Taka	1,402	12,568,250	5001 to 10000	1,157	7,755,334
		30001 Taka to 50,000 Taka	142	2,828,269	10001 to 20000	197	2,515,929
		50001 Taka to 1,00,000 Taka	93	4,641,696	20001 to above	12	274,618
		1,00,001 Taka to 3,00,000 Taka	-	-	-	-	-
		3,00,001 Taka and Above	-	-	-	-	-
		Total	8,094	41,145,286	Total	12,120	28,606,957

SL. No.	Name & Licence No	Loan Range	No of Borrowers in the Range	Amount of Loan Outstanding in the Range (in Tk.)	Savings Range	No. of Savers	Balance of Savings (in Tk.)
101	BASCO Foundation 00829-02739-00330	Upto 4,000 Taka	473	1,194,830	0 to 2000 Taka	1,442	1,442,368
		4,001 Taka to 10,000 Taka	642	4,513,414	2001 to 5000	578	1,518,777
		10001 Taka to 30,000 Taka	344	4,491,817	5001 to 10000	74	471,571
		30001 Taka to 50,000 Taka	6	255,700	10001 to 20000	12	173,142
		50001 Taka to 1,00,000 Taka	2	125,590	20001 to above	-	-
		1,00,001 Taka to 3,00,000 Taka	-	-	-	-	-
		3,00,001 Taka and Above	-	-	-	-	-
		Total	1,467	10,581,351	Total	2,106	3,605,858
102	Basic Development Society 00142-00126-00680	Upto 4,000 Taka	-	0	0 to 2000 Taka	765	1,149,798
		4,001 Taka to 10,000 Taka	315	953,111	2001 to 5000	432	1,033,091
		10001 Taka to 30,000 Taka	785	4,686,175	5001 to 10000	30	265,890
		30001 Taka to 50,000 Taka	30	725,900	10001 to 20000	8	75,360
		50001 Taka to 1,00,000 Taka	-	-	20001 to above	-	-
		1,00,001 Taka to 3,00,000 Taka	-	-	-	-	-
		3,00,001 Taka and Above	-	-	-	-	-
		Total	1,130	6,365,186	Total	1,235	2,524,139
103	Basic Organization Network for Development and Humanitarian Aid for Nation (Bondhon) 01132-00227-00080	Upto 4,000 Taka	851	3,929,013	0 to 2000 Taka	2,539	4,735,235
		4,001 Taka to 10,000 Taka	1,203	10,660,578	2001 to 5000	874	4,203,095
		10001 Taka to 30,000 Taka	740	13,208,335	5001 to 10000	468	4,364,104
		30001 Taka to 50,000 Taka	321	14,348,704	10001 to 20000	655	12,566,175
		50001 Taka to 1,00,000 Taka	238	19,635,053	20001 to above	282	9,822,370
		1,00,001 Taka to 3,00,000 Taka	59	12,257,595	-	-	-
		3,00,001 Taka and Above	-	-	-	-	-
		Total	3,412	74,039,278	Total	4,818	35,690,979
104	Basic Unit For Resource And Opportunities Of Bangladesh (Buro Bangladesh) 00004-00394-00288	Upto 4,000 Taka	279,281	2,182,596,457	0 to 2000 Taka	817,865	1,099,859,565
		4,001 Taka to 10,000 Taka	331,805	2,630,657,294	2001 to 5000	339,890	972,938,969
		10001 Taka to 30,000 Taka	244,918	3,627,763,773	5001 to 10000	133,750	756,929,579
		30001 Taka to 50,000 Taka	54,600	1,745,258,381	10001 to 20000	47,628	489,657,803
		50001 Taka to 1,00,000 Taka	31,385	1,886,153,835	20001 to above	20,680	396,293,972
		1,00,001 Taka to 3,00,000 Taka	7,535	859,558,510	-	-	-
		3,00,001 Taka and Above	710	67,592,584	-	-	-
		Total	950,234	12,999,580,834	Total	1,359,813	3,715,679,888

SL. No.	Name & Licence No	Loan Range	No of Borrowers in the Range	Amount of Loan Outstanding in the Range (in Tk.)	Savings Range	No. of Savers	Balance of Savings (in Tk.)
105	Basoti Shomaj O Poribesh Unnayon Foundation 00131-02952-00483	Upto 4,000 Taka	74	267,355	0 to 2000 Taka	2,066	1,846,933
		4,001 Taka to 10,000 Taka	628	4,266,858	2001 to 5000	598	1,788,650
		10001 Taka to 30,000 Taka	478	8,138,624	5001 to 10000	272	1,849,890
		30001 Taka to 50,000 Taka	250	4,694,181	10001 to 20000	116	1,588,434
		50001 Taka to 1,00,000 Taka	120	5,826,919	20001 to above	51	3,299,282
		1,00,001 Taka to 3,00,000 Taka	3	379,140	-	-	-
		3,00,001 Taka and Above	-	-	-	-	-
		Total	1,553	23,573,077	Total	3,103	10,373,189
106	Bastob-Initiative for Peoples Self Development 01029-00170-00346	Upto 4,000 Taka	-	-	0 to 2000 Taka	5,039	18,794,133
		4,001 Taka to 10,000 Taka	340	4,171,098	2001 to 5000	4,973	30,746,592
		10001 Taka to 30,000 Taka	5,981	66,210,000	5001 to 10000	1,141	8,093,000
		30001 Taka to 50,000 Taka	1,195	27,450,000	10001 to 20000	353	6,605,000
		50001 Taka to 1,00,000 Taka	1,095	41,498,000	20001 to above	70	3,154,898
		1,00,001 Taka to 3,00,000 Taka	559	25,373,459	-	-	-
		3,00,001 Taka and Above	-	-	-	-	-
		Total	9,170	164,702,557	Total	11,576	67,393,623
107	Basundhara Kallyan Foundation (BKF) 00034-00011-00599	Upto 4,000 Taka	11	13,201	0 to 2000 Taka	483	525,375
		4,001 Taka to 10,000 Taka	442	2,011,201	2001 to 5000	367	939,308
		10001 Taka to 30,000 Taka	281	2,488,355	5001 to 10000	60	417,991
		30001 Taka to 50,000 Taka	32	475,102	10001 to 20000	-	-
		50001 Taka to 1,00,000 Taka	30	1,465,707	20001 to above	-	-
		1,00,001 Taka to 3,00,000 Taka	-	-	-	-	-
		3,00,001 Taka and Above	-	-	-	-	-
		Total	796	6,453,566	Total	910	1,882,674
108	BEDO 00558-00067-00016	Upto 4,000 Taka	253	486,819	0 to 2000 Taka	7,961	7,096,002
		4,001 Taka to 10,000 Taka	3,599	23,042,307	2001 to 5000	5,986	15,609,782
		10001 Taka to 30,000 Taka	7,774	78,355,368	5001 to 10000	2,200	12,317,108
		30001 Taka to 50,000 Taka	1,395	19,300,166	10001 to 20000	404	5,474,054
		50001 Taka to 1,00,000 Taka	261	10,870,575	20001 to above	83	2,021,107
		1,00,001 Taka to 3,00,000 Taka	88	6,975,104	-	-	-
		3,00,001 Taka and Above	3	680,495	-	-	-
		Total	13,373	139,710,834	Total	16,634	42,518,053

SL. No.	Name & Licence No	Loan Range	No of Borrowers in the Range	Amount of Loan Outstanding in the Range (in Tk.)	Savings Range	No. of Savers	Balance of Savings (in Tk.)
109	Beneficiary Friendship Forum (BFF) 01612-01383-00644	Upto 4,000 Taka	63	133,979	0 to 2000 Taka	295	371,693
		4,001 Taka to 10,000 Taka	332	1,606,251	2001 to 5000	801	2,801,265
		10001 Taka to 30,000 Taka	645	7,221,885	5001 to 10000	326	2,166,521
		30001 Taka to 50,000 Taka	-	-	10001 to 20000	54	754,138
		50001 Taka to 1,00,000 Taka	-	-	20001 to above	-	-
		1,00,001 Taka to 3,00,000 Taka	-	-	-	-	-
		3,00,001 Taka and Above	-	-	-	-	-
		Total	1,040	8,962,115	Total	1,476	6,093,617
110	Benupur Nayapara Janoseba Sangstha 01491-00102-00543	Upto 4,000 Taka	603	2,343,160	0 to 2000 Taka	1,154	1,158,266
		4,001 Taka to 10,000 Taka	312	3,052,000	2001 to 5000	423	1,776,600
		10001 Taka to 30,000 Taka	25	716,250	5001 to 10000	77	394,240
		30001 Taka to 50,000 Taka	15	710,288	10001 to 20000	69	866,640
		50001 Taka to 1,00,000 Taka	-	-	20001 to above	31	67,084
		1,00,001 Taka to 3,00,000 Taka	-	-	-	-	-
		3,00,001 Taka and Above	-	-	-	-	-
		Total	955	6,821,698	Total	1,754	4,262,830
111	Bhagya Ummayan Sangstha 05346-03315-00528	Upto 4,000 Taka	710	1,370,461	0 to 2000 Taka	1,490	1,637,016
		4,001 Taka to 10,000 Taka	392	1,790,171	2001 to 5000	581	1,930,709
		10001 Taka to 30,000 Taka	374	2,959,440	5001 to 10000	165	1,468,310
		30001 Taka to 50,000 Taka	64	1,330,899	10001 to 20000	45	695,475
		50001 Taka to 1,00,000 Taka	47	2,331,931	20001 to above	12	422,544
		1,00,001 Taka to 3,00,000 Taka	1	51,936	-	-	-
		3,00,001 Taka and Above	-	-	-	-	-
		Total	1,588	9,834,838	Total	2,293	6,154,054
112	Bhaluka Foundation 00435-00948-00634	Upto 4,000 Taka	35	110,920	0 to 2000 Taka	2,480	77,120
		4,001 Taka to 10,000 Taka	344	1,350,500	2001 to 5000	537	1,349,000
		10001 Taka to 30,000 Taka	242	1,995,610	5001 to 10000	101	516,100
		30001 Taka to 50,000 Taka	152	1,685,920	10001 to 20000	154	1,613,220
		50001 Taka to 1,00,000 Taka	8	651,024	20001 to above	40	901,361
		1,00,001 Taka to 3,00,000 Taka	-	-	-	-	-
		3,00,001 Taka and Above	-	-	-	-	-
		Total	781	5,793,974	Total	1,080	4,456,801

SL. No.	Name & Licence No	Loan Range	No of Borrowers in the Range	Amount of Loan Outstanding in the Range (in Tk.)	Savings Range	No. of Savers	Balance of Savings (in Tk.)
113	Bhandaripara Samaj Ummayan Sangstha 02712-00821-00588	Upto 4,000 Taka	33	67,177	0 to 2000 Taka	733	827,225
		4,001 Taka to 10,000 Taka	311	1,382,956	2001 to 5000	83	233,022
		10001 Taka to 30,000 Taka	361	3,661,449	5001 to 10000	4	27,010
		30001 Taka to 50,000 Taka	2	18,639	10001 to 20000	1	25,140
		50001 Taka to 1,00,000 Taka	-	-	20001 to above	-	-
		1,00,001 Taka to 3,00,000 Taka	-	-	-	-	-
		3,00,001 Taka and Above	-	-	-	-	-
		Total	707	5,130,221	Total	821	1,112,397
114	Bhumija Foundation 03223-02173-00479	Upto 4,000 Taka	37	148,000	0 to 2000 Taka	1,780	2,840,934
		4,001 Taka to 10,000 Taka	1,053	3,998,685	2001 to 5000	145	652,500
		10001 Taka to 30,000 Taka	255	3,825,000	5001 to 10000	52	286,000
		30001 Taka to 50,000 Taka	-	-	10001 to 20000	-	-
		50001 Taka to 1,00,000 Taka	-	-	20001 to above	-	-
		1,00,001 Taka to 3,00,000 Taka	-	-	-	-	-
		3,00,001 Taka and Above	-	-	-	-	-
		Total	1,345	7,971,685	Total	1,977	3,779,434
115	Bikalpa Ummayan Sangstha (BDS) 00514-00652-00089	Upto 4,000 Taka	0	0	0 to 2000 Taka	1,012	1,003,862
		4,001 Taka to 10,000 Taka	1,548	6,434,261	2001 to 5000	803	796,540
		10001 Taka to 30,000 Taka	264	1,097,316	5001 to 10000	-	-
		30001 Taka to 50,000 Taka	-	-	10001 to 20000	-	-
		50001 Taka to 1,00,000 Taka	-	-	20001 to above	-	-
		1,00,001 Taka to 3,00,000 Taka	-	-	-	-	-
		3,00,001 Taka and Above	-	-	-	-	-
		Total	1,812	7,531,577	Total	1,815	1,800,402
116	BILAS (Bikalpa Life Advancement Society) 03387-03837-00391	Upto 4,000 Taka	1,129	1,702,198	0 to 2000 Taka	2,932	3,178,791
		4,001 Taka to 10,000 Taka	2,711	13,214,284	2001 to 5000	1,318	5,172,186
		10001 Taka to 30,000 Taka	518	5,807,522	5001 to 10000	1,126	6,191,375
		30001 Taka to 50,000 Taka	147	5,001,823	10001 to 20000	327	4,418,719
		50001 Taka to 1,00,000 Taka	108	5,668,172	20001 to above	78	2,310,692
		1,00,001 Taka to 3,00,000 Taka	22	2,506,872	-	-	-
		3,00,001 Taka and Above	-	-	-	-	-
		Total	4,635	33,900,871	Total	5,781	21,271,763

SL. No.	Name & Licence No	Loan Range	No of Borrowers in the Range	Amount of Loan Outstanding in the Range (in Tk.)	Savings Range	No. of Savers	Balance of Savings (in Tk.)
117	Billhamia Social Development Sangstha (BSDS) 01181-00478-00442	Upto 4,000 Taka	18	196,200	0 to 2000 Taka	306	1,821,871
		4,001 Taka to 10,000 Taka	298	5,836,400	2001 to 5000	812	2,826,910
		10001 Taka to 30,000 Taka	354	10,640,650	5001 to 10000	171	432,804
		30001 Taka to 50,000 Taka	25	859,232	10001 to 20000	-	-
		50001 Taka to 1,00,000 Taka	-	-	20001 to above	-	-
		1,00,001 Taka to 3,00,000 Taka	-	-	-	-	-
		3,00,001 Taka and Above	-	-	-	-	-
		Total	695	17,532,482	Total	1,289	5,081,585
118	BIVA 00454-00263-00070	Upto 4,000 Taka	459	1,058,975	0 to 2000 Taka	1,703	1,767,251
		4,001 Taka to 10,000 Taka	820	4,237,674	2001 to 5000	1,226	3,239,213
		10001 Taka to 30,000 Taka	544	7,037,093	5001 to 10000	224	1,425,872
		30001 Taka to 50,000 Taka	37	885,834	10001 to 20000	75	992,244
		50001 Taka to 1,00,000 Taka	4	240,129	20001 to above	27	970,346
		1,00,001 Taka to 3,00,000 Taka	1	118,560	-	-	-
		3,00,001 Taka and Above	-	-	-	-	-
		Total	1,865	13,578,265	Total	3,255	8,394,926
119	Blind Education and Rehabilitation Development Organization (BERDO) 01626-00704-00296	Upto 4,000 Taka	-	0	0 to 2000 Taka	1,001	481,908
		4,001 Taka to 10,000 Taka	244	872,697	2001 to 5000	447	1,612,617
		10001 Taka to 30,000 Taka	556	5,961,267	5001 to 10000	300	2,028,426
		30001 Taka to 50,000 Taka	228	5,484,573	10001 to 20000	70	877,101
		50001 Taka to 1,00,000 Taka	-	-	20001 to above	15	434,873
		1,00,001 Taka to 3,00,000 Taka	-	-	-	-	-
		3,00,001 Taka and Above	-	-	-	-	-
		Total	1,028	12,318,537	Total	1,833	5,434,925
120	BNPS Microfinance Trust 0044-00204-00379	Upto 4,000 Taka	315	2,269,529	0 to 2000 Taka	7,979	9,037,144
		4,001 Taka to 10,000 Taka	8,195	46,983,859	2001 to 5000	7,327	24,635,410
		10001 Taka to 30,000 Taka	7,068	56,738,637	5001 to 10000	4,107	29,113,422
		30001 Taka to 50,000 Taka	1,614	37,347,772	10001 to 20000	1,813	23,874,643
		50001 Taka to 1,00,000 Taka	603	23,573,536	20001 to above	430	9,889,128
		1,00,001 Taka to 3,00,000 Taka	238	12,914,455	-	-	-
		3,00,001 Taka and Above	-	-	-	-	-
		Total	18,033	179,827,788	Total	21,656	96,549,747

SL. No.	Name & Licence No	Loan Range	No of Borrowers in the Range	Amount of Loan Outstanding in the Range (in Tk.)	Savings Range	No. of Savers	Balance of Savings (in Tk.)
121	BONDHON SAMAJKALLYAN SANGSTHA 02895-00391-00728	Upto 4,000 Taka	76	231,783	0 to 2000 Taka	448	273,470
		4,001 Taka to 10,000 Taka	585	3,012,930	2001 to 5000	425	1,046,726
		10001 Taka to 30,000 Taka	195	1,749,280	5001 to 10000	112	700,550
		30001 Taka to 50,000 Taka	11	415,933	10001 to 20000	6	71,325
		50001 Taka to 1,00,000 Taka	-	-	20001 to above	-	-
		1,00,001 Taka to 3,00,000 Taka	-	-	-	-	-
		3,00,001 Taka and Above	-	-	-	-	-
		Total	867	5,409,926	Total	991	2,092,071
122	Bongram Samajik Uinnayn Sangstha (B,S,U,S) 01778-01571-00704	Upto 4,000 Taka	109	85,372	0 to 2000 Taka	398	455,311
		4,001 Taka to 10,000 Taka	315	1,875,800	2001 to 5000	295	675,435
		10001 Taka to 30,000 Taka	105	2,001,210	5001 to 10000	12	86,295
		30001 Taka to 50,000 Taka	13	471,500	10001 to 20000	-	-
		50001 Taka to 1,00,000 Taka	-	-	20001 to above	-	-
		1,00,001 Taka to 3,00,000 Taka	-	-	-	-	-
		3,00,001 Taka and Above	-	-	-	-	-
		Total	542	4,433,882	Total	705	1,217,041
123	Bosontopur Palli Sheba Sangstha 03713-01643-00648	Upto 4,000 Taka	331	1,127,344	0 to 2000 Taka	961	755,017
		4,001 Taka to 10,000 Taka	708	3,540,300	2001 to 5000	348	696,348
		10001 Taka to 30,000 Taka	32	352,700	5001 to 10000	52	260,156
		30001 Taka to 50,000 Taka	10	300,500	10001 to 20000	5	50,500
		50001 Taka to 1,00,000 Taka	-	-	20001 to above	-	-
		1,00,001 Taka to 3,00,000 Taka	-	-	-	-	-
		3,00,001 Taka and Above	-	-	-	-	-
		Total	1,081	5,320,844	Total	1,366	1,762,021
124	BRAC 00488-00186-00065	Upto 4,000 Taka	92,270	114,420,164	0 to 2000 Taka	3,769,672	2,032,658,403
		4,001 Taka to 10,000 Taka	1,071,660	4,078,764,966	2001 to 5000	948,907	4,480,494,460
		10001 Taka to 30,000 Taka	2,292,077	22,318,446,768	5001 to 10000	586,500	6,077,036,741
		30001 Taka to 50,000 Taka	373,204	8,213,487,442	10001 to 20000	267,758	5,385,512,262
		50001 Taka to 1,00,000 Taka	199,977	8,394,728,061	20001 to above	137,389	8,299,799,663
		1,00,001 Taka to 3,00,000 Taka	175,867	19,120,931,075	-	-	-
		3,00,001 Taka and Above	15,228	4,205,251,558	-	-	-
		Total	4,220,283	66,446,030,034	Total	5,710,226	26,275,501,529

SL. No.	Name & Licence No	Loan Range	No of Borrowers in the Range	Amount of Loan Outstanding in the Range (in Tk.)	Savings Range	No. of Savers	Balance of Savings (in Tk.)
125	BRES 01877-00531-00732	Upto 4,000 Taka	904	2,340,493	0 to 2000 Taka	1,038	1,253,514
		4,001 Taka to 10,000 Taka	231	1,439,375	2001 to 5000	254	656,081
		10001 Taka to 30,000 Taka	34	425,225	5001 to 10000	4	30,432
		30001 Taka to 50,000 Taka	1	50,000	10001 to 20000	-	-
		50001 Taka to 1,00,000 Taka	1	100,000	20001 to above	-	-
		1,00,001 Taka to 3,00,000 Taka	-	-	-	-	-
		3,00,001 Taka and Above	-	-	-	-	-
		Total	1,171	4,355,093	Total	1,296	1,940,027
126	BRIDGE -MFI 00280-00080-00019	Upto 4,000 Taka	88	103,750	0 to 2000 Taka	6,247	4,197,927
		4,001 Taka to 10,000 Taka	5,413	19,709,580	2001 to 5000	2,231	2,191,200
		10001 Taka to 30,000 Taka	2,992	13,255,250	5001 to 10000	1,180	1,952,080
		30001 Taka to 50,000 Taka	146	942,560	10001 to 20000	142	540,428
		50001 Taka to 1,00,000 Taka	28	915,125	20001 to above	34	723,492
		1,00,001 Taka to 3,00,000 Taka	4	379,341	-	-	-
		3,00,001 Taka and Above	-	-	-	-	-
		Total	8,671	35,305,606	Total	9,834	9,605,127
127	Bristi 03407-01569-00605	Upto 4,000 Taka	105	404,840	0 to 2000 Taka	443	276,210
		4,001 Taka to 10,000 Taka	162	971,190	2001 to 5000	108	275,940
		10001 Taka to 30,000 Taka	113	1,410,781	5001 to 10000	43	223,600
		30001 Taka to 50,000 Taka	39	1,329,350	10001 to 20000	22	265,610
		50001 Taka to 1,00,000 Taka	1	72,235	20001 to above	9	198,055
		1,00,001 Taka to 3,00,000 Taka	-	-	-	-	-
		3,00,001 Taka and Above	-	-	-	-	-
		Total	420	4,188,396	Total	625	1,239,415
128	Campaign for Sustainable Development (CSD) 02135-04763-00690	Upto 4,000 Taka	1,427	2,890,000	0 to 2000 Taka	2,005	1,598,800
		4,001 Taka to 10,000 Taka	265	2,268,000	2001 to 5000	226	856,953
		10001 Taka to 30,000 Taka	41	326,871	5001 to 10000	-	-
		30001 Taka to 50,000 Taka	-	-	10001 to 20000	-	-
		50001 Taka to 1,00,000 Taka	-	-	20001 to above	-	-
		1,00,001 Taka to 3,00,000 Taka	-	-	-	-	-
		3,00,001 Taka and Above	-	-	-	-	-
		Total	1,733	5,484,871	Total	2,231	2,455,753

SL. No.	Name & Licence No	Loan Range	No of Borrowers in the Range	Amount of Loan Outstanding in the Range (in Tk.)	Savings Range	No. of Savers	Balance of Savings (in Tk.)	
129	CARITAS Bangladesh 00032-00286-00184	Upto 4,000 Taka	32,030	82,178,898	0 to 2000 Taka	147,432	166,474,750	
		4,001 Taka to 10,000 Taka	92,928	485,871,557	2001 to 5000	116,464	356,135,868	
		10001 Taka to 30,000 Taka	82,929	876,828,779	5001 to 10000	44,396	290,708,808	
		30001 Taka to 50,000 Taka	5,715	156,503,660	10001 to 20000	8,437	112,678,541	
		50001 Taka to 1,00,000 Taka	52	2,604,653	20001 to above	1,021	25,451,216	
		1,00,001 Taka to 3,00,000 Taka	-	-	-	-	-	-
		3,00,001 Taka and Above	-	-	-	-	-	-
		Total	213,654	1,603,987,547	Total	317,750	951,449,183	
130	CARSA Foundation 01834-00654-00010	Upto 4,000 Taka	578	1,302,425	0 to 2000 Taka	14,492	13,250,880	
		4,001 Taka to 10,000 Taka	5,418	33,577,874	2001 to 5000	8,621	22,131,645	
		10001 Taka to 30,000 Taka	10,788	127,358,494	5001 to 10000	1,967	11,861,645	
		30001 Taka to 50,000 Taka	148	3,428,210	10001 to 20000	495	6,181,978	
		50001 Taka to 1,00,000 Taka	337	19,857,215	20001 to above	107	2,857,107	
		1,00,001 Taka to 3,00,000 Taka	135	9,741,180	-	-	-	-
		3,00,001 Taka and Above	5	2,087,600	-	-	-	-
		Total	17,409	197,352,998	Total	25,682	56,283,255	
131	CCDB Microfinance Program 02636-03667-00295	Upto 4,000 Taka	544	702,474	0 to 2000 Taka	2,498	2,875,264	
		4,001 Taka to 10,000 Taka	965	6,436,655	2001 to 5000	3,301	9,308,539	
		10001 Taka to 30,000 Taka	2,996	40,857,916	5001 to 10000	1,482	9,394,396	
		30001 Taka to 50,000 Taka	1,193	36,851,185	10001 to 20000	713	8,169,529	
		50001 Taka to 1,00,000 Taka	902	46,550,672	20001 to above	332	8,325,701	
		1,00,001 Taka to 3,00,000 Taka	469	50,784,352	-	-	-	-
		3,00,001 Taka and Above	52	17,870,482	-	-	-	-
		Total	7,121	200,053,736	Total	8,326	38,073,429	
132	CDO (Community Development Organization) 01912-00886-00610	Upto 4,000 Taka	243	693,886	0 to 2000 Taka	588	1,263,167	
		4,001 Taka to 10,000 Taka	327	1,156,477	2001 to 5000	423	828,183	
		10001 Taka to 30,000 Taka	362	2,497,990	5001 to 10000	89	201,158	
		30001 Taka to 50,000 Taka	17	277,556	10001 to 20000	2	24,251	
		50001 Taka to 1,00,000 Taka	-	-	20001 to above	-	-	
		1,00,001 Taka to 3,00,000 Taka	-	-	-	-	-	
		3,00,001 Taka and Above	-	-	-	-	-	
		Total	949	4,625,909	Total	1,102	2,316,759	

SL. No.	Name & Licence No	Loan Range	No of Borrowers in the Range	Amount of Loan Outstanding in the Ruage (in Tk.)	Savings Range	No. of Savers	Balance of Savings (in Tk.)
133	CEDAR (Concern for Environmental Development and Research) 00929-04366-00361	Upto 4,000 Taka	802	4,044,509	0 to 2000 Taka	2,713	4,294,643
		4,001 Taka to 10,000 Taka	2,337	16,470,118	2001 to 5000	4,026	13,933,737
		10001 Taka to 30,000 Taka	4,461	54,870,381	5001 to 10000	2,246	16,972,588
		30001 Taka to 50,000 Taka	532	14,318,966	10001 to 20000	552	7,489,757
		50001 Taka to 1,00,000 Taka	111	6,816,425	20001 to above	156	4,284,233
		1,00,001 Taka to 3,00,000 Taka	104	8,836,513	-	-	-
		3,00,001 Taka and Above	14	4,357,382	-	-	-
		Total	8,361	109,714,294	Total	9,693	46,974,958
134	Center for Rural Service (C,R,S) 02593-01229-00583	Upto 4,000 Taka	266	561,946	0 to 2000 Taka	1,050	1,547,070
		4,001 Taka to 10,000 Taka	625	4,122,896	2001 to 5000	613	2,488,780
		10001 Taka to 30,000 Taka	459	5,079,923	5001 to 10000	263	1,626,742
		30001 Taka to 50,000 Taka	112	3,526,332	10001 to 20000	121	1,651,529
		50001 Taka to 1,00,000 Taka	39	2,003,402	20001 to above	68	1,530,070
		1,00,001 Taka to 3,00,000 Taka	21	2,195,330	-	-	-
		3,00,001 Taka and Above	-	-	-	-	-
		Total	1,522	17,489,829	Total	2,115	8,844,191
135	Centre for Mass Education in Science 01425-00165-00365	Upto 4,000 Taka	3,839	8,432,197	0 to 2000 Taka	18,589	10,702,877
		4,001 Taka to 10,000 Taka	7,059	37,698,941	2001 to 5000	7,343	17,762,148
		10001 Taka to 30,000 Taka	7,696	64,347,377	5001 to 10000	1,448	8,304,289
		30001 Taka to 50,000 Taka	272	8,473,911	10001 to 20000	234	2,946,948
		50001 Taka to 1,00,000 Taka	189	8,019,498	20001 to above	21	545,598
		1,00,001 Taka to 3,00,000 Taka	14	1,280,205	-	-	-
		3,00,001 Taka and Above	-	-	-	-	-
		Total	19,069	128,252,129	Total	27,635	40,261,860
136	Centre for Action Research-Barind (CARB) 02047-00565-00170	Upto 4,000 Taka	1,294	2,801,513	0 to 2000 Taka	11,553	11,048,218
		4,001 Taka to 10,000 Taka	4,465	29,037,052	2001 to 5000	1,694	5,862,070
		10001 Taka to 30,000 Taka	3,786	54,903,018	5001 to 10000	163	1,062,872
		30001 Taka to 50,000 Taka	486	14,022,390	10001 to 20000	17	305,175
		50001 Taka to 1,00,000 Taka	70	2,730,624	20001 to above	-	-
		1,00,001 Taka to 3,00,000 Taka	3	395,100	-	-	-
		3,00,001 Taka and Above	-	-	-	-	-
		Total	10,104	103,889,697	Total	13,427	18,278,335

SL. No.	Name & Licence No	Loan Range	No of Borrowers in the Range	Amount of Loan Outstanding in the Ruage (in Tk.)	Savings Range	No. of Savers	Balance of Savings (in Tk.)
137	Centre for Advanced Research and Social Action (CARSA) 00826-00499-00221	Upto 4,000 Taka	1,061	8,358,546	0 to 2000 Taka	12,448	10,647,180
		4,001 Taka to 10,000 Taka	6,773	54,189,892	2001 to 5000	7,146	20,121,051
		10001 Taka to 30,000 Taka	4,594	59,749,890	5001 to 10000	1,957	12,485,849
		30001 Taka to 50,000 Taka	1,941	41,969,896	10001 to 20000	656	6,730,482
		50001 Taka to 1,00,000 Taka	691	23,862,864	20001 to above	195	3,457,526
		1,00,001 Taka to 3,00,000 Taka	282	26,040,831	-	-	-
		3,00,001 Taka and Above	38	6,473,085	-	-	-
	Total		15,380	220,645,004	Total	22,402	53,442,088
138	Centre for Community Development and Research (CCDR) 0824-02218-00633	Upto 4,000 Taka	154	400,885	0 to 2000 Taka	138	163,520
		4,001 Taka to 10,000 Taka	1,803	7,835,029	2001 to 5000	1,978	4,003,472
		10001 Taka to 30,000 Taka	35	402,500	5001 to 10000	199	1,011,119
		30001 Taka to 50,000 Taka	9	283,500	10001 to 20000	47	470,047
		50001 Taka to 1,00,000 Taka	1	51,050	20001 to above	17	560,836
		1,00,001 Taka to 3,00,000 Taka	-	-	-	-	-
		3,00,001 Taka and Above	-	-	-	-	-
	Total		2,002	8,972,964	Total	2,379	6,208,994
139	Centre for Community Development Assistance 01032-01788-00245	Upto 4,000 Taka	1,392	4,553,461	0 to 2000 Taka	21,636	32,376,481
		4,001 Taka to 10,000 Taka	16,128	123,897,965	2001 to 5000	32,606	104,463,784
		10001 Taka to 30,000 Taka	30,024	372,316,009	5001 to 10000	14,621	82,774,632
		30001 Taka to 50,000 Taka	3,994	107,295,101	10001 to 20000	2,746	30,452,571
		50001 Taka to 1,00,000 Taka	1,388	64,618,370	20001 to above	331	7,581,847
		1,00,001 Taka to 3,00,000 Taka	329	29,570,420	-	-	-
		3,00,001 Taka and Above	13	4,407,806	-	-	-
	Total		53,268	706,659,132	Total	71,940	257,649,315
140	Centre for Development Innovation and Practices 00341-00727-00097	Upto 4,000 Taka	-	-	0 to 2000 Taka	28,992	55,343,999
		4,001 Taka to 10,000 Taka	19,369	91,111,176	2001 to 5000	44,568	212,454,522
		10001 Taka to 30,000 Taka	29,900	376,994,907	5001 to 10000	23,902	201,032,860
		30001 Taka to 50,000 Taka	28,194	463,410,069	10001 to 20000	14,539	268,712,441
		50001 Taka to 1,00,000 Taka	21,005	848,187,751	20001 to above	7,193	176,604,871
		1,00,001 Taka to 3,00,000 Taka	2,026	169,319,395	-	-	-
		3,00,001 Taka and Above	34	1,149,645	-	-	-
	Total		100,528	1,950,172,943	Total	119,195	9,144,148,692

SL. No.	Name & Licence No	Loan Range	No of Borrowers in the Range	Amount of Loan Outstanding in the Ruage (in Tk.)	Savings Range	No. of Savers	Balance of Savings (in Tk.)	
141	Centre for Development Services (CDS) 02522-03607-00322	Upto 4,000 Taka	46	180,895	0 to 2000 Taka	1,253	1,717,760	
		4,001 Taka to 10,000 Taka	1,040	5,131,231	2001 to 5000	664	1,673,375	
		10001 Taka to 30,000 Taka	1,002	7,301,295	5001 to 10000	272	1,026,887	
		30001 Taka to 50,000 Taka	58	1,626,107	10001 to 20000	60	485,339	
		50001 Taka to 1,00,000 Taka	4	148,389	20001 to above	12	68,500	
		1,00,001 Taka to 3,00,000 Taka	-	-	-	-	-	-
		3,00,001 Taka and Above	-	-	-	-	-	-
		Total	2,150	14,387,917	Total	2,261	4,971,861	
142	Centre for Integrated program and Development (CIPD) 03812-00620-00624	Upto 4,000 Taka	-	0	0 to 2000 Taka	490	472,002	
		4,001 Taka to 10,000 Taka	401	1,448,264	2001 to 5000	226	695,285	
		10001 Taka to 30,000 Taka	331	5,897,401	5001 to 10000	145	1,056,221	
		30001 Taka to 50,000 Taka	20	696,361	10001 to 20000	158	2,077,638	
		50001 Taka to 1,00,000 Taka	44	2,196,187	20001 to above	37	1,145,666	
		1,00,001 Taka to 3,00,000 Taka	40	2,897,459	-	-	-	
		3,00,001 Taka and Above	-	-	-	-	-	
		Total	836	13,135,672	Total	1,056	5,446,812	
143	Centre for Natural Resource Studies 00990-01573-00112	Upto 4,000 Taka	362	1,346,990	0 to 2000 Taka	8,626	13,268,566	
		4,001 Taka to 10,000 Taka	8,287	46,988,527	2001 to 5000	3,219	9,522,769	
		10001 Taka to 30,000 Taka	2,744	32,877,236	5001 to 10000	1,987	11,164,921	
		30001 Taka to 50,000 Taka	26	918,294	10001 to 20000	380	3,852,641	
		50001 Taka to 1,00,000 Taka	-	-	20001 to above	-	-	
		1,00,001 Taka to 3,00,000 Taka	-	-	-	-	-	
		3,00,001 Taka and Above	-	-	-	-	-	
		Total	11,419	82,131,047	Total	14,212	37,808,897	
144	Centre For Rehabilitation Education Earning Development (CREED) 01079-03171-00358	Upto 4,000 Taka	65	229,125	0 to 2000 Taka	625	953,125	
		4,001 Taka to 10,000 Taka	312	2,400,840	2001 to 5000	1,224	5,141,726	
		10001 Taka to 30,000 Taka	1,617	19,748,787	5001 to 10000	1,256	10,367,024	
		30001 Taka to 50,000 Taka	69	2,382,225	10001 to 20000	785	11,960,175	
		50001 Taka to 1,00,000 Taka	823	33,288,426	20001 to above	145	4,277,500	
		1,00,001 Taka to 3,00,000 Taka	54	10,025,370	-	-	-	
		3,00,001 Taka and Above	5	1,824,550	-	-	-	
		Total	2,945	69,899,323	Total	4,035	32,699,550	

SL. No.	Name & Licence No	Loan Range	No of Borrowers in the Range	Amount of Loan Outstanding in the Ruage (in Tk.)	Savings Range	No. of Savers	Balance of Savings (in Tk.)
145	Charcha 01342-00771-00013	Upto 4,000 Taka	585	1,683,025	0 to 2000 Taka	1,124	1,216,345
		4,001 Taka to 10,000 Taka	515	3,526,245	2001 to 5000	738	2,141,549
		10001 Taka to 30,000 Taka	456	8,019,784	5001 to 10000	268	1,853,581
		30001 Taka to 50,000 Taka	86	3,303,155	10001 to 20000	119	1,664,415
		50001 Taka to 1,00,000 Taka	60	4,369,972	20001 to above	62	2,227,218
		1,00,001 Taka to 3,00,000 Taka	21	4,622,726	-	-	-
		3,00,001 Taka and Above	-	-	-	-	-
		Total	1,723	25,524,907	Total	2,311	9,103,108
146	Chatana Mohila Ummayan Sangstha 01460-01673-00494	Upto 4,000 Taka	5	9,887	0 to 2000 Taka	820	890,560
		4,001 Taka to 10,000 Taka	620	2,450,800	2001 to 5000	311	780,600
		10001 Taka to 30,000 Taka	391	3,032,888	5001 to 10000	150	580,000
		30001 Taka to 50,000 Taka	22	329,939	10001 to 20000	15	420,000
		50001 Taka to 1,00,000 Taka	-	-	20001 to above	5	43,822
		1,00,001 Taka to 3,00,000 Taka	-	-	-	-	-
		3,00,001 Taka and Above	-	-	-	-	-
		Total	1,038	5,823,514	Total	1,301	2,714,982
147	Chhatihati Nabo Uddipon Sangha 05619-01326-00662	Upto 4,000 Taka	223	284,585	0 to 2000 Taka	986	1,550,655
		4,001 Taka to 10,000 Taka	431	1,208,550	2001 to 5000	244	617,215
		10001 Taka to 30,000 Taka	309	4,506,860	5001 to 10000	75	466,055
		30001 Taka to 50,000 Taka	47	1,008,300	10001 to 20000	10	132,250
		50001 Taka to 1,00,000 Taka	-	-	20001 to above	1	30,000
		1,00,001 Taka to 3,00,000 Taka	-	-	-	-	-
		3,00,001 Taka and Above	-	-	-	-	-
		Total	1,010	7,008,295	Total	1,316	2,696,175
148	CHIRANTAN I00074-00002-00098	Upto 4,000 Taka	163	250,261	0 to 2000 Taka	1,033	1,075,585
		4,001 Taka to 10,000 Taka	705	2,921,272	2001 to 5000	497	1,245,285
		10001 Taka to 30,000 Taka	272	2,917,840	5001 to 10000	96	690,260
		30001 Taka to 50,000 Taka	73	2,355,830	10001 to 20000	71	925,660
		50001 Taka to 1,00,000 Taka	10	520,250	20001 to above	36	753,745
		1,00,001 Taka to 3,00,000 Taka	-	-	-	-	-
		3,00,001 Taka and Above	-	-	-	-	-
		Total	1,223	8,965,453	Total	1,733	4,690,535

SL. No.	Name & Licence No	Loan Range	No of Borrowers in the Range	Amount of Loan Outstanding in the Range (in Tk.)	Savings Range	No. of Savers	Balance of Savings (in Tk.)
149	Christian Service Society (CSS) 02578-01977-00129	Upto 4,000 Taka	19,312	50,211,200	0 to 2000 Taka	91,444	136,068,826
		4,001 Taka to 10,000 Taka	48,070	229,683,750	2001 to 5000	77,485	295,992,700
		10001 Taka to 30,000 Taka	101,224	1,062,958,291	5001 to 10000	20,654	141,314,668
		30001 Taka to 50,000 Taka	5,564	166,932,748	10001 to 20000	8,910	138,568,320
		50001 Taka to 1,00,000 Taka	1,670	84,168,000	20001 to above	1,146	28,016,439
		1,00,001 Taka to 3,00,000 Taka	585	64,562,141	-	-	-
		3,00,001 Taka and Above	45	34,949,018	-	-	-
	Total		176,470	1,693,465,148	Total	199,639	739,960,953
150	Church of Bangladesh Social Development Program 02946-04128-00526	Upto 4,000 Taka	2,252	18,633,768	0 to 2000 Taka	6,588	19,598,726
		4,001 Taka to 10,000 Taka	5,911	48,909,505	2001 to 5000	9,934	29,552,785
		10001 Taka to 30,000 Taka	5,556	45,972,121	5001 to 10000	4,693	13,961,266
		30001 Taka to 50,000 Taka	317	2,622,959	10001 to 20000	818	2,433,479
		50001 Taka to 1,00,000 Taka	323	2,672,605	20001 to above	166	493,836
		1,00,001 Taka to 3,00,000 Taka	-	-	-	-	-
		3,00,001 Taka and Above	-	-	-	-	-
	Total		14,359	118,810,958	Total	22,199	66,040,092
151	CLOG (Children Life Organization of Genus) 00996-00096-00506	Upto 4,000 Taka	385	1,532,120	0 to 2000 Taka	665	1,177,977
		4,001 Taka to 10,000 Taka	560	3,138,000	2001 to 5000	565	1,412,500
		10001 Taka to 30,000 Taka	185	2,960,000	5001 to 10000	120	624,000
		30001 Taka to 50,000 Taka	-	-	10001 to 20000	-	-
		50001 Taka to 1,00,000 Taka	-	-	20001 to above	-	-
		1,00,001 Taka to 3,00,000 Taka	-	-	-	-	-
		3,00,001 Taka and Above	-	-	-	-	-
	Total		1,130	7,630,120	Total	1,350	3,214,477
152	Coastal Association for Social Transformation Trust 00956-04041-00068	Upto 4,000 Taka	3,395	6,308,590	0 to 2000 Taka	69,199	135,847,959
		4,001 Taka to 10,000 Taka	36,166	230,571,793	2001 to 5000	17,050	84,296,475
		10001 Taka to 30,000 Taka	28,736	351,728,640	5001 to 10000	1,545	11,254,500
		30001 Taka to 50,000 Taka	1,532	53,275,169	10001 to 20000	707	11,485,510
		50001 Taka to 1,00,000 Taka	1,248	84,730,464	20001 to above	52	1,399,653
		1,00,001 Taka to 3,00,000 Taka	58	10,576,010	-	-	-
		3,00,001 Taka and Above	-	-	-	-	-
	Total		71,135	737,190,666	Total	88,553	244,284,097

SL. No.	Name & Licence No	Loan Range	No of Borrowers in the Range	Amount of Loan Outstanding in the Range (in Tk.)	Savings Range	No. of Savers	Balance of Savings (in Tk.)
153	Come to Work-CTW 00152-00608-00217	Upto 4,000 Taka	1,207	3,963,128	0 to 2000 Taka	4,604	7,222,188
		4,001 Taka to 10,000 Taka	4,168	21,598,365	2001 to 5000	5,341	11,656,559
		10001 Taka to 30,000 Taka	3,774	30,264,205	5001 to 10000	2,242	7,677,883
		30001 Taka to 50,000 Taka	480	8,567,190	10001 to 20000	698	4,936,806
		50001 Taka to 1,00,000 Taka	449	10,460,328	20001 to above	231	3,673,723
		1,00,001 Taka to 3,00,000 Taka	216	3,819,398	-	-	-
		3,00,001 Taka and Above	100	220,182	-	-	-
		Total	10,394	78,892,796	Total	13,116	35,167,159
154	Community Health Care Project 01140-00202-00055	Upto 4,000 Taka	4,705	26,948,252	0 to 2000 Taka	20,530	24,508,042
		4,001 Taka to 10,000 Taka	12,102	71,918,269	2001 to 5000	11,951	35,875,600
		10001 Taka to 30,000 Taka	5,888	54,950,769	5001 to 10000	2,716	18,200,000
		30001 Taka to 50,000 Taka	900	24,647,019	10001 to 20000	711	9,355,000
		50001 Taka to 1,00,000 Taka	86	6,462,829	20001 to above	-	4,878,400
		1,00,001 Taka to 3,00,000 Taka	-	-	-	-	-
		3,00,001 Taka and Above	-	-	-	-	-
		Total	23,681	184,927,138	Total	35,908	92,817,042
155	Community Development And Health Care Centre (CDHC) 02257-03643-00214	Upto 4,000 Taka	31	63,500	0 to 2000 Taka	2,901	3,256,051
		4,001 Taka to 10,000 Taka	263	1,686,223	2001 to 5000	627	2,030,017
		10001 Taka to 30,000 Taka	2,175	23,863,898	5001 to 10000	229	2,004,593
		30001 Taka to 50,000 Taka	559	7,516,943	10001 to 20000	132	2,021,976
		50001 Taka to 1,00,000 Taka	142	7,503,258	20001 to above	3	1,005,307
		1,00,001 Taka to 3,00,000 Taka	-	-	-	-	-
		3,00,001 Taka and Above	-	-	-	-	-
		Total	3,170	40,633,822	Total	3,892	10,317,944
156	Community Development Centre (Codec) 01781-00048-00103	Upto 4,000 Taka	2,086	11,994,512	0 to 2000 Taka	47,656	61,728,595
		4,001 Taka to 10,000 Taka	24,958	157,775,801	2001 to 5000	33,983	105,803,100
		10001 Taka to 30,000 Taka	40,340	455,310,751	5001 to 10000	12,415	74,939,823
		30001 Taka to 50,000 Taka	4,119	97,109,558	10001 to 20000	3,066	36,437,582
		50001 Taka to 1,00,000 Taka	2,153	91,199,728	20001 to above	825	19,143,691
		1,00,001 Taka to 3,00,000 Taka	1,137	49,947,174	-	-	-
		3,00,001 Taka and Above	76	850,425	-	-	-
		Total	74,869	864,187,949	Total	97,945	298,052,791

SL. No.	Name & Licence No	Loan Range	No of Borrowers in the Range	Amount of Loan Outstanding in the Range (in Tk.)	Savings Range	No. of Savers	Balance of Savings (in Tk.)
157	=Community Development Program (CDP) 00357-01879-00077=	Upto 4,000 Taka	2,110	3,006,064	0 to 2000 Taka	2,429	644,939
		4,001 Taka to 10,000 Taka	205	1,473,970	2001 to 5000	162	471,086
		10001 Taka to 30,000 Taka	48	709,608	5001 to 10000	4	23,181
		30001 Taka to 50,000 Taka	-	-	10001 to 20000	-	-
		50001 Taka to 1,00,000 Taka	-	-	20001 to above	-	-
		1,00,001 Taka to 3,00,000 Taka	-	-	-	-	-
		3,00,001 Taka and Above	-	-	-	-	-
		Total	2,363	5,189,642	Total	2,595	1,139,206
158	Community Organization for Livelihood Improvement (COLI) 03244-00287-00171	Upto 4,000 Taka	278	313,396	0 to 2000 Taka	548	510,313
		4,001 Taka to 10,000 Taka	533	2,787,334	2001 to 5000	374	939,241
		10001 Taka to 30,000 Taka	580	7,110,810	5001 to 10000	132	720,821
		30001 Taka to 50,000 Taka	68	1,595,842	10001 to 20000	26	318,287
		50001 Taka to 1,00,000 Taka	1	53,580	20001 to above	-	-
		1,00,001 Taka to 3,00,000 Taka	-	-	-	-	-
		3,00,001 Taka and Above	-	-	-	-	-
		Total	1,460	11,860,962	Total	1,080	2,488,662
159	Crescent 011509-00458-00555	Upto 4,000 Taka	48	87,361	0 to 2000 Taka	761	842,312
		4,001 Taka to 10,000 Taka	544	1,999,369	2001 to 5000	464	1,480,784
		10001 Taka to 30,000 Taka	460	5,992,948	5001 to 10000	197	1,656,881
		30001 Taka to 50,000 Taka	32	846,064	10001 to 20000	38	530,903
		50001 Taka to 1,00,000 Taka	31	1,083,914	20001 to above	13	395,607
		1,00,001 Taka to 3,00,000 Taka	1	59,797	-	-	-
		3,00,001 Taka and Above	-	-	-	-	-
		Total	1,116	10,069,453	Total	1,473	4,906,487
160	Dabi Moulik Unnayan Sangstha 00947-00710-00021	Upto 4,000 Taka	5,051	2,890,031	0 to 2000 Taka	24,056	42,488,493
		4,001 Taka to 10,000 Taka	13,677	13,094,276	2001 to 5000	7,551	32,782,337
		10001 Taka to 30,000 Taka	6,480	9,652,458	5001 to 10000	1,247	12,005,628
		30001 Taka to 50,000 Taka	425	1,293,972	10001 to 20000	228	3,888,460
		50001 Taka to 1,00,000 Taka	181	1,468,160	20001 to above	57	2,220,765
		1,00,001 Taka to 3,00,000 Taka	75	1,300,883	-	-	-
		3,00,001 Taka and Above	4	52,122	-	-	-
		Total	25,904	29,751,902	Total	33,139	93,385,683

SL. No.	Name & Licence No	Loan Range	No of Borrowers in the Range	Amount of Loan Outstanding in the Range (in Tk.)	Savings Range	No. of Savers	Balance of Savings (in Tk.)
161	Dak Diye Jai 01121-00835-00237	Upto 4,000 Taka	5,122	10,222,702	0 to 2000 Taka	20,847	20,421,031
		4,001 Taka to 10,000 Taka	12,468	63,147,130	2001 to 5000	11,495	30,322,266
		10001 Taka to 30,000 Taka	8,599	90,330,461	5001 to 10000	3,689	20,914,048
		30001 Taka to 50,000 Taka	1,853	59,619,738	10001 to 20000	1,059	13,001,191
		50001 Taka to 1,00,000 Taka	568	34,184,292	20001 to above	300	8,029,001
		1,00,001 Taka to 3,00,000 Taka	193	20,486,541	-	-	-
		3,00,001 Taka and Above	13	5,942,815	-	-	-
	Total		28,816	283,933,679	Total	37,390	92,687,537
162	Daridra Bimochon Shangstha (DBS) 00791-01632-00266	Upto 4,000 Taka	72	261,480	0 to 2000 Taka	15,704	12,792,108
		4,001 Taka to 10,000 Taka	8,078	28,884,555	2001 to 5000	11,840	33,744,136
		10001 Taka to 30,000 Taka	14,689	171,580,613	5001 to 10000	45	382,583
		30001 Taka to 50,000 Taka	168	2,311,632	10001 to 20000	18	308,562
		50001 Taka to 1,00,000 Taka	78	4,815,860	20001 to above	3	65,400
		1,00,001 Taka to 3,00,000 Taka	14	1,851,682	-	-	-
		3,00,001 Taka and Above	0	0	-	-	-
	Total		23,099	209,705,822	Total	27,610	47,292,789
163	Daridro & Paribash Unnaon Society 03933-03378-00729	Upto 4,000 Taka	1,148	3,737,647	0 to 2000 Taka	1,279	2,805,914
		4,001 Taka to 10,000 Taka	270	1,360,600	2001 to 5000	251	625,580
		10001 Taka to 30,000 Taka	32	470,630	5001 to 10000	60	362,340
		30001 Taka to 50,000 Taka	10	250,780	10001 to 20000	20	180,200
		50001 Taka to 1,00,000 Taka	-	-	20001 to above	-	-
		1,00,001 Taka to 3,00,000 Taka	-	-	-	-	-
		3,00,001 Taka and Above	-	-	-	-	-
	Total		1,460	5,819,657	Total	1,610	3,974,034
164	Desha Shechha Shebi Artho-Samajik Unnayan O Manobik Kallyan Sangstha 00590-00236-00141	Upto 4,000 Taka	1,181	3,610,778	0 to 2000 Taka	61,712	97,024,228
		4,001 Taka to 10,000 Taka	31,412	259,878,522	2001 to 5000	15,143	53,248,063
		10001 Taka to 30,000 Taka	27,698	358,994,632	5001 to 10000	4,217	34,934,342
		30001 Taka to 50,000 Taka	738	38,942,654	10001 to 20000	1,395	21,767,335
		50001 Taka to 1,00,000 Taka	829	41,522,850	20001 to above	521	12,040,669
		1,00,001 Taka to 3,00,000 Taka	522	32,189,022	-	-	-
		3,00,001 Taka and Above	27	4,780,878	-	-	-
	Total		62,407	739,919,336	Total	82,988	219,014,637

SL. No.	Name & Licence No	Loan Range	No of Borrowers in the Range	Amount of Loan Outstanding in the Range (in Tk.)	Savings Range	No. of Savers	Balance of Savings (in Tk.)
165	Development Activites of Society 00000-00167-00724	Upto 4,000 Taka	0	0	0 to 2000 Taka	961	1,387,116
		4,001 Taka to 10,000 Taka	1,013	5,873,932	2001 to 5000	158	474,050
		10001 Taka to 30,000 Taka	51	1,020,000	5001 to 10000	-	-
		30001 Taka to 50,000 Taka	-	-	10001 to 20000	-	-
		50001 Taka to 1,00,000 Taka	-	-	20001 to above	-	-
		1,00,001 Taka to 3,00,000 Taka	-	-	-	-	-
		3,00,001 Taka and Above	-	-	-	-	-
		Total	1,064	6,893,932	Total	1,119	1,861,166
166	Development for Society 00369-00813-00250	Upto 4,000 Taka	256	680,670	0 to 2000 Taka	1,268	1,795,601
		4,001 Taka to 10,000 Taka	548	4,168,698	2001 to 5000	748	2,463,920
		10001 Taka to 30,000 Taka	643	9,825,864	5001 to 10000	485	3,472,154
		30001 Taka to 50,000 Taka	286	8,086,013	10001 to 20000	219	2,368,241
		50001 Taka to 1,00,000 Taka	95	5,499,332	20001 to above	61	1,029,870
		1,00,001 Taka to 3,00,000 Taka	13	1,109,362	-	-	-
		3,00,001 Taka and Above	-	-	-	-	-
		Total	1,841	29,369,939	Total	2,781	11,129,786
167	Development Initiative for Social Advancement (DISA) 01306-00480-00024	Upto 4,000 Taka	4,682	20,905,634	0 to 2000 Taka	15,107	23,774,723
		4,001 Taka to 10,000 Taka	11,018	66,898,027	2001 to 5000	13,701	50,719,408
		10001 Taka to 30,000 Taka	9,080	150,520,562	5001 to 10000	3,510	28,529,667
		30001 Taka to 50,000 Taka	1,377	54,354,647	10001 to 20000	1,754	26,944,686
		50001 Taka to 1,00,000 Taka	1,100	71,079,154	20001 to above	1,060	28,529,667
		1,00,001 Taka to 3,00,000 Taka	270	49,105,298	-	-	-
		3,00,001 Taka and Above	17	5,249,349	-	-	-
		Total	27,544	418,112,671	Total	35,132	158,498,151
168	Development Network in Bangladesh 00877-00239-00176	Upto 4,000 Taka	275	2,186,500	0 to 2000 Taka	2,672	7,665,888
		4,001 Taka to 10,000 Taka	1,875	9,707,292	2001 to 5000	-	-
		10001 Taka to 30,000 Taka	337	7,168,755	5001 to 10000	-	-
		30001 Taka to 50,000 Taka	-	-	10001 to 20000	-	-
		50001 Taka to 1,00,000 Taka	-	-	20001 to above	-	-
		1,00,001 Taka to 3,00,000 Taka	-	-	-	-	-
		3,00,001 Taka and Above	-	-	-	-	-
		Total	2,487	19,062,547	Total	2,672	7,665,888

SL. No.	Name & Licence No	Loan Range	No of Borrowers in the Range	Amount of Loan Outstanding in the Range (in Tk.)	Savings Range	No. of Savers	Balance of Savings (in Tk.)
169	Development of Integrated for Social Association (DISA) 02026-02628-00241=	Upto 4,000 Taka 4,001 Taka to 10,000 Taka 10001 Taka to 30,000 Taka 30001 Taka to 50,000 Taka 50001 Taka to 1,00,000 Taka 1,00,001 Taka to 3,00,000 Taka 3,00,001 Taka and Above Total	28 3,194 350 14 4 - - 3,590	48,089 4,269,000 2,920,300 412,000 315,000 - - 7,964,389	0 to 2000 Taka 2001 to 5000 5001 to 10000 10001 to 20000 20001 to above - - Total	3,250 440 57 8 - - - 3,755	1,478,050 442,300 282,000 102,000 - - - 2,304,350
170	=Development Organisation of the Rural Poor (DORP) 01795-01411-00185=	Upto 4,000 Taka 4,001 Taka to 10,000 Taka 10001 Taka to 30,000 Taka 30001 Taka to 50,000 Taka 50001 Taka to 1,00,000 Taka 1,00,001 Taka to 3,00,000 Taka 3,00,001 Taka and Above Total	- 10,143 274 313 87 - - 10,817	0 70,778,140 7,707,620 6,138,894 88,768 - - 84,713,422	0 to 2000 Taka 2001 to 5000 5001 to 10000 10001 to 20000 20001 to above - - Total	5,544 7,050 30 - - - - 12,624	3,354,859 17,625,000 180,000 - - - - 21,159,859
171	Development Organization of Rural Peoples (DOORP) 02002-02305-00491	Upto 4,000 Taka 4,001 Taka to 10,000 Taka 10001 Taka to 30,000 Taka 30001 Taka to 50,000 Taka 50001 Taka to 1,00,000 Taka 1,00,001 Taka to 3,00,000 Taka 3,00,001 Taka and Above Total	84 386 312 38 27 - - 847	176,138 1,647,163 3,218,463 1,052,803 1,005,197 - - 7,099,764	0 to 2000 Taka 2001 to 5000 5001 to 10000 10001 to 20000 20001 to above - - Total	571 400 116 35 5 - - 1,127	568,399 1,218,142 799,592 447,865 146,689 - - 3,180,687
172	Dewanganj Gano Shahajjya Sangstha 05498-02167-00417	Upto 4,000 Taka 4,001 Taka to 10,000 Taka 10001 Taka to 30,000 Taka 30001 Taka to 50,000 Taka 50001 Taka to 1,00,000 Taka 1,00,001 Taka to 3,00,000 Taka 3,00,001 Taka and Above Total	576 204 178 34 38 - - 1,030	2,016,873 2,827,535 1,835,749 1,417,942 1,702,330 - - 9,800,429	0 to 2000 Taka 2001 to 5000 5001 to 10000 10001 to 20000 20001 to above - - Total	606 - - - - - - 606	442,885 515,010 1,162,218 2,094,117 1,011,693 - - 5,225,923

SL. No.	Name & Licence No	Loan Range	No of Borrowers in the Range	Amount of Loan Outstanding in the Range (in Tk.)	Savings Range	No. of Savers	Balance of Savings (in Tk.)
173	Dhaka Ahsania Mission 00109-02243-00300	Upto 4,000 Taka	315	1,260,000	0 to 2000 Taka	32,659	82,739,314
		4,001 Taka to 10,000 Taka	1,355	11,517,500	2001 to 5000	23,795	60,754,147
		10001 Taka to 30,000 Taka	36,272	318,137,030	5001 to 10000	3,528	18,353,815
		30001 Taka to 50,000 Taka	12,765	153,178,080	10001 to 20000	737	5,005,586
		50001 Taka to 1,00,000 Taka	2,674	56,162,400	20001 to above	-	-
		1,00,001 Taka to 3,00,000 Taka	107	9,402,284	-	-	-
		3,00,001 Taka and Above	-	-	-	-	-
		Total	53,488	549,657,294	Total	60,719	166,852,862
		174	Dhaka Rural Advancement Programs Society 00147-00922-00570	Upto 4,000 Taka	229	827,791	0 to 2000 Taka
4,001 Taka to 10,000 Taka	1,167			11,573,785	2001 to 5000	427	948,023
10001 Taka to 30,000 Taka	481			5,944,943	5001 to 10000	158	805,204
30001 Taka to 50,000 Taka	192			6,619,308	10001 to 20000	145	1,782,575
50001 Taka to 1,00,000 Taka	68			3,454,498	20001 to above	97	2,056,515
1,00,001 Taka to 3,00,000 Taka	22			2,421,447	-	-	-
3,00,001 Taka and Above	4			1,379,940	-	-	-
Total	2,163			32,221,712	Total	2,770	9,242,830
175	Dharani Samaj Kallayan Sangstha 03909-02115-00655			Upto 4,000 Taka	40	98,678	0 to 2000 Taka
		4,001 Taka to 10,000 Taka	369	1,966,088	2001 to 5000	345	1,026,541
		10001 Taka to 30,000 Taka	389	4,039,036	5001 to 10000	37	260,497
		30001 Taka to 50,000 Taka	24	713,722	10001 to 20000	12	163,997
		50001 Taka to 1,00,000 Taka	13	536,357	20001 to above	4	184,090
		1,00,001 Taka to 3,00,000 Taka	3	369,797	-	-	-
		3,00,001 Taka and Above	-	-	-	-	-
		Total	838	7,723,678	Total	1,096	2,449,460
		176	Dhrubo Society 03471-03680-00324	Upto 4,000 Taka	0	0	0 to 2000 Taka
4,001 Taka to 10,000 Taka	975			1,816,980	2001 to 5000	302	609,678
10001 Taka to 30,000 Taka	318			2,258,228	5001 to 10000	15	110,180
30001 Taka to 50,000 Taka	-			-	10001 to 20000	-	-
50001 Taka to 1,00,000 Taka	-			-	20001 to above	-	-
1,00,001 Taka to 3,00,000 Taka	-			-	-	-	-
3,00,001 Taka and Above	-			-	-	-	-
Total	1,293			4,075,208	Total	1,497	821,133

SL. No.	Name & Licence No	Loan Range	No of Borrowers in the Range	Amount of Loan Outstanding in the Range (in Tk.)	Savings Range	No. of Savers	Balance of Savings (in Tk.)	
177	Digonta 00656-01009-00251	Upto 4,000 Taka	427	282,685	0 to 2000 Taka	1,594	421,202	
		4,001 Taka to 10,000 Taka	763	1,958,119	2001 to 5000	1,340	2,313,515	
		10001 Taka to 30,000 Taka	325	2,437,530	5001 to 10000	226	813,305	
		30001 Taka to 50,000 Taka	55	990,725	10001 to 20000	77	732,325	
		50001 Taka to 1,00,000 Taka	10	307,800	20001 to above	7	385,000	
		1,00,001 Taka to 3,00,000 Taka	3	325,000	-	-	-	-
		3,00,001 Taka and Above	-	-	-	-	-	-
		Total	1,583	6,301,859	Total	3,244	4,665,347	
178	Din Bandhu Society 03929-00826-00541	Upto 4,000 Taka	0	0	0 to 2000 Taka	805	2,136,225	
		4,001 Taka to 10,000 Taka	798	8,575,512	2001 to 5000	1,550	3,313,620	
		10001 Taka to 30,000 Taka	1,382	9,841,449	5001 to 10000	265	1,356,965	
		30001 Taka to 50,000 Taka	-	-	10001 to 20000	-	-	
		50001 Taka to 1,00,000 Taka	-	-	20001 to above	-	-	
		1,00,001 Taka to 3,00,000 Taka	-	-	-	-	-	
		3,00,001 Taka and Above	-	-	-	-	-	
		Total	2,180	18,416,961	Total	2,620	6,806,810	
179	Dip Shetu 01598-02716-00350	Upto 4,000 Taka	-	0	0 to 2000 Taka	984	878,759	
		4,001 Taka to 10,000 Taka	854	6,114,556	2001 to 5000	-	-	
		10001 Taka to 30,000 Taka	130	-	5001 to 10000	-	-	
		30001 Taka to 50,000 Taka	-	-	10001 to 20000	-	-	
		50001 Taka to 1,00,000 Taka	-	-	20001 to above	-	-	
		1,00,001 Taka to 3,00,000 Taka	-	-	-	-	-	
		3,00,001 Taka and Above	-	-	-	-	-	
		Total	984	6,114,556	Total	984	878,759	
180	Dip Unnayan Sangstha (DUS) 00654-00234-00033	Upto 4,000 Taka	1,896	8,848,279	0 to 2000 Taka	15,254	27,355,990	
		4,001 Taka to 10,000 Taka	9,961	89,453,828	2001 to 5000	8,597	27,687,463	
		10001 Taka to 30,000 Taka	10,599	115,408,927	5001 to 10000	4,541	19,284,369	
		30001 Taka to 50,000 Taka	716	12,912,240	10001 to 20000	627	7,643,308	
		50001 Taka to 1,00,000 Taka	304	16,040,508	20001 to above	29	1,849,055	
		1,00,001 Taka to 3,00,000 Taka	134	8,729,066	-	-	-	
		3,00,001 Taka and Above	1	458,333	-	-	-	
		Total	23,611	251,851,181	Total	29,048	83,820,185	

SL. No.	Name & Licence No	Loan Range	No of Borrowers in the Range	Amount of Loan Outstanding in the Range (in Tk.)	Savings Range	No. of Savers	Balance of Savings (in Tk.)
181	DIPSHIKHA Non-Formal Education, Training and Research Society for Village Development 00681-04542-00349	Upto 4,000 Taka	4,952	10,769,228	0 to 2000 Taka	13,714	1,204,042
		4,001 Taka to 10,000 Taka	3,243	20,220,585	2001 to 5000	734	2,064,008
		10001 Taka to 30,000 Taka	2,376	38,183,288	5001 to 10000	275	1,442,375
		30001 Taka to 50,000 Taka	-	-	10001 to 20000	13	143,156
		50001 Taka to 1,00,000 Taka	-	-	20001 to above	-	-
		1,00,001 Taka to 3,00,000 Taka	-	-	-	-	-
		3,00,001 Taka and Above	-	-	-	-	-
		Total	10,571	69,173,101	Total	14,736	4,853,581
182	Dipti Foundation 01537-03317-00631	Upto 4,000 Taka	31	54,329	0 to 2000 Taka	247	251,561
		4,001 Taka to 10,000 Taka	122	627,134	2001 to 5000	363	1,059,910
		10001 Taka to 30,000 Taka	340	3,838,064	5001 to 10000	2	10,206
		30001 Taka to 50,000 Taka	-	-	10001 to 20000	-	-
		50001 Taka to 1,00,000 Taka	-	-	20001 to above	-	-
		1,00,001 Taka to 3,00,000 Taka	-	-	-	-	-
		3,00,001 Taka and Above	-	-	-	-	-
		Total	493	4,519,527	Total	612	1,321,677
183	Disa Bangladesh 00732-03883-00694	Upto 4,000 Taka	12,106	9,159,437	0 to 2000 Taka	20,749	19,653,921
		4,001 Taka to 10,000 Taka	4,875	24,862,500	2001 to 5000	2,175	7,612,500
		10001 Taka to 30,000 Taka	1,915	21,065,000	5001 to 10000	615	3,997,500
		30001 Taka to 50,000 Taka	415	12,865,000	10001 to 20000	501	5,185,350
		50001 Taka to 1,00,000 Taka	55	3,107,500	20001 to above	25	515,000
		1,00,001 Taka to 3,00,000 Taka	-	-	-	-	-
		3,00,001 Taka and Above	-	-	-	-	-
		Total	19,366	71,059,437	Total	24,065	36,964,271
184	Disa Integrated Social Advancement Foundation 01467-01624-00679	Upto 4,000 Taka	465	1,495,905	0 to 2000 Taka	553	803,082
		4,001 Taka to 10,000 Taka	252	1,555,344	2001 to 5000	397	941,684
		10001 Taka to 30,000 Taka	112	1,376,781	5001 to 10000	82	569,987
		30001 Taka to 50,000 Taka	15	485,610	10001 to 20000	11	122,375
		50001 Taka to 1,00,000 Taka	-	-	20001 to above	-	-
		1,00,001 Taka to 3,00,000 Taka	-	-	-	-	-
		3,00,001 Taka and Above	-	-	-	-	-
		Total	844	4,913,640	Total	1,043	2,437,128

SL. No.	Name & Licence No	Loan Range	No of Borrowers in the Range	Amount of Loan Outstanding in the Range (in Tk.)	Savings Range	No. of Savers	Balance of Savings (in Tk.)
185	Disabled Rehabilitation and Research Association (DRRA) 01794-01127-00630	Upto 4,000 Taka	55	128,353	0 to 2000 Taka	2,000	2,179,184
		4,001 Taka to 10,000 Taka	894	3,649,286	2001 to 5000	859	2,168,977
		10001 Taka to 30,000 Taka	1,000	5,942,036	5001 to 10000	418	1,300,962
		30001 Taka to 50,000 Taka	259	3,847,575	10001 to 20000	102	622,458
		50001 Taka to 1,00,000 Taka	46	2,017,895	20001 to above	2	48,629
		1,00,001 Taka to 3,00,000 Taka	11	1,668,500	-	-	-
		3,00,001 Taka and Above	-	-	-	-	-
	Total		2,265	17,253,645	Total	3,381	6,320,210
186	Doel (Development Organisation for Equity & Love) 01284-00322-00220	Upto 4,000 Taka	29	56,973	0 to 2000 Taka	1,269	1,823,999
		4,001 Taka to 10,000 Taka	1,256	4,772,820	2001 to 5000	1,251	4,128,490
		10001 Taka to 30,000 Taka	1,100	10,146,040	5001 to 10000	521	3,802,910
		30001 Taka to 50,000 Taka	-	-	10001 to 20000	-	-
		50001 Taka to 1,00,000 Taka	-	-	20001 to above	-	-
		1,00,001 Taka to 3,00,000 Taka	-	-	-	-	-
		3,00,001 Taka and Above	-	-	-	-	-
	Total		2,385	14,975,833	Total	3,041	9,755,339
187	DRISHTIDAN 02854-01466-00027	Upto 4,000 Taka	489	1,018,999	0 to 2000 Taka	845	695,251
		4,001 Taka to 10,000 Taka	381	2,568,437	2001 to 5000	312	819,728
		10001 Taka to 30,000 Taka	95	2,169,249	5001 to 10000	35	236,365
		30001 Taka to 50,000 Taka	-	-	10001 to 20000	8	130,674
		50001 Taka to 1,00,000 Taka	-	-	20001 to above	-	-
		1,00,001 Taka to 3,00,000 Taka	-	-	-	-	-
		3,00,001 Taka and Above	-	-	-	-	-
	Total		965	5,756,685	Total	1,200	1,882,018
188	DRISTI (Akti Sechhashebi Samaj Kallyanmulak Sangstha) 00216-03127-00474	Upto 4,000 Taka	1	3,072	0 to 2000 Taka	1,310	595,716
		4,001 Taka to 10,000 Taka	775	3,418,739	2001 to 5000	502	1,004,207
		10001 Taka to 30,000 Taka	906	6,281,480	5001 to 10000	238	1,644,964
		30001 Taka to 50,000 Taka	15	368,431	10001 to 20000	86	904,715
		50001 Taka to 1,00,000 Taka	-	-	20001 to above	-	-
		1,00,001 Taka to 3,00,000 Taka	-	-	-	-	-
		3,00,001 Taka and Above	-	-	-	-	-
	Total		1,697	10,071,722	Total	2,136	4,149,602

SL. No.	Name & Licence No	Loan Range	No of Borrowers in the Range	Amount of Loan Outstanding in the Range (in Tk.)	Savings Range	No. of Savers	Balance of Savings (in Tk.)
189	Dudumari Gram Ummayan Sangstha (DGUS) 01752-00192-00252	Upto 4,000 Taka	4,035	12,282,998	0 to 2000 Taka	8,280	3,840,451
		4,001 Taka to 10,000 Taka	2,595	10,693,995	2001 to 5000	198	514,998
		10001 Taka to 30,000 Taka	1,330	13,539,400	5001 to 10000	265	1,460,150
		30001 Taka to 50,000 Taka	55	1,790,250	10001 to 20000	40	464,000
		50001 Taka to 1,00,000 Taka	28	1,465,100	20001 to above	23	473,120
		1,00,001 Taka to 3,00,000 Taka	33	3,329,120	-	-	-
		3,00,001 Taka and Above	5	1,512,125	-	-	-
		Total	8,081	44,612,988	Total	8,806	6,752,719
190	Dushtha Shasthya Kendra (DSK) 02100-01985-00369	Upto 4,000 Taka	3,848	16,347,980	0 to 2000 Taka	48,211	62,838,120
		4,001 Taka to 10,000 Taka	48,180	514,265,000	2001 to 5000	71,459	318,886,372
		10001 Taka to 30,000 Taka	49,609	766,839,128	5001 to 10000	17,695	216,937,461
		30001 Taka to 50,000 Taka	8,273	357,207,402	10001 to 20000	5,528	61,985,488
		50001 Taka to 1,00,000 Taka	452	30,660,365	20001 to above	2,548	34,569,913
		1,00,001 Taka to 3,00,000 Taka	129	24,920,118	-	-	-
		3,00,001 Taka and Above	94	18,700,331	-	-	-
		Total	110,585	1,728,940,324	Total	145,441	695,217,354
191	Dustha Kallyan Sangstha (DUKS) 05168-04859-00519	Upto 4,000 Taka	458	830,583	0 to 2000 Taka	1,504	243,846
		4,001 Taka to 10,000 Taka	590	2,506,785	2001 to 5000	45	247,564
		10001 Taka to 30,000 Taka	220	2,348,671	5001 to 10000	40	220,986
		30001 Taka to 50,000 Taka	52	1,687,003	10001 to 20000	12	132,876
		50001 Taka to 1,00,000 Taka	19	1,180,765	20001 to above	2	54,321
		1,00,001 Taka to 3,00,000 Taka	2	275,000	-	-	-
		3,00,001 Taka and Above	-	-	-	-	-
		Total	1,341	8,828,807	Total	1,603	899,593
192	Dynamic Welfare Society 01206-04593-00384	Upto 4,000 Taka	0	0	0 to 2000 Taka	1,070	1,810,100
		4,001 Taka to 10,000 Taka	40	210,000	2001 to 5000	920	4,230,000
		10001 Taka to 30,000 Taka	960	6,035,000	5001 to 10000	710	5,505,000
		30001 Taka to 50,000 Taka	590	6,857,662	10001 to 20000	322	5,715,081
		50001 Taka to 1,00,000 Taka	548	19,773,559	20001 to above	188	4,781,000
		1,00,001 Taka to 3,00,000 Taka	110	4,040,000	-	-	-
		3,00,001 Taka and Above	0	-	-	-	-
		Total	2,248	36,916,221	Total	3,210	22,041,181

SL. No.	Name & Licence No	Loan Range	No of Borrowers in the Range	Amount of Loan Outstanding in the Range (in Tk.)	Savings Range	No. of Savers	Balance of Savings (in Tk.)
193	EADA (Environment & Agricultural Development Association) 00657-02312-00181	Upto 4,000 Taka	587	734,555	0 to 2000 Taka	5,160	3,214,446
		4,001 Taka to 10,000 Taka	1,947	5,280,588	2001 to 5000	1,339	4,052,391
		10001 Taka to 30,000 Taka	954	6,147,250	5001 to 10000	685	4,588,437
		30001 Taka to 50,000 Taka	356	5,250,380	10001 to 20000	274	3,663,627
		50001 Taka to 1,00,000 Taka	501	8,983,772	20001 to above	115	3,898,614
		1,00,001 Taka to 3,00,000 Taka	123	10,797,148	-	-	-
		3,00,001 Taka and Above	-	-	-	-	-
		Total	4,468	37,193,693	Total	7,573	19,417,515
194	Eco-Social Development Organization (ESDO) 01059-03355-00203	Upto 4,000 Taka	21,177	82,572,214	0 to 2000 Taka	56,414	95,471,411
		4,001 Taka to 10,000 Taka	31,841	152,850,287	2001 to 5000	32,171	89,514,141
		10001 Taka to 30,000 Taka	34,557	362,848,500	5001 to 10000	34,271	94,265,222
		30001 Taka to 50,000 Taka	7,741	236,099,711	10001 to 20000	2,458	31,014,144
		50001 Taka to 1,00,000 Taka	1,388	70,092,219	20001 to above	588	17,814,410
		1,00,001 Taka to 3,00,000 Taka	978	107,565,868	-	-	-
		3,00,001 Taka and Above	125	40,007,814	-	-	-
		Total	97,807	1,052,036,613	Total	125,902	328,079,328
195	Eden Education and Health Foundation 00830-01935-00538	Upto 4,000 Taka	-	0	0 to 2000 Taka	3,824	2,995,835
		4,001 Taka to 10,000 Taka	3,902	18,338,792	2001 to 5000	1,672	5,687,434
		10001 Taka to 30,000 Taka	1,959	18,027,805	5001 to 10000	382	2,160,907
		30001 Taka to 50,000 Taka	122	2,666,621	10001 to 20000	156	1,238,853
		50001 Taka to 1,00,000 Taka	56	2,307,646	20001 to above	30	761,069
		1,00,001 Taka to 3,00,000 Taka	11	650,124	-	-	-
		3,00,001 Taka and Above	-	-	-	-	-
		Total	6,050	41,990,988	Total	6,064	12,844,098
196	Egeya Chala 01179-01059-00489	Upto 4,000 Taka	47	320,717	0 to 2000 Taka	913	1,242,079
		4,001 Taka to 10,000 Taka	491	1,668,266	2001 to 5000	404	896,324
		10001 Taka to 30,000 Taka	446	4,090,238	5001 to 10000	87	497,108
		30001 Taka to 50,000 Taka	33	1,044,940	10001 to 20000	34	364,583
		50001 Taka to 1,00,000 Taka	7	328,487	20001 to above	17	368,718
		1,00,001 Taka to 3,00,000 Taka	-	-	-	-	-
		3,00,001 Taka and Above	-	-	-	-	-
		Total	1,024	7,452,648	Total	1,455	3,368,812

SL. No.	Name & Licence No	Loan Range	No of Borrowers in the Range	Amount of Loan Outstanding in the Ruage (in Tk.)	Savings Range	No. of Savers	Balance of Savings (in Tk.)
197	ENDEAVOUR (Ensure Development Activities for Vulnerable Under Privileged Rural People) 01109-00117-00031	Upto 4,000 Taka	8	25,200	0 to 2000 Taka	5,873	11,481,468
		4,001 Taka to 10,000 Taka	3,120	19,103,760	2001 to 5000	1,890	8,278,200
		10001 Taka to 30,000 Taka	3,450	42,921,770	5001 to 10000	598	5,023,200
		30001 Taka to 50,000 Taka	440	6,544,560	10001 to 20000	98	1,813,000
		50001 Taka to 1,00,000 Taka	174	2,935,728	20001 to above	25	656,771
		1,00,001 Taka to 3,00,000 Taka	38	1,932,452	-	-	-
		3,00,001 Taka and Above	-	-	-	-	-
	Total		7,230	73,463,470	Total	8,484	27,252,639
198	Environment Council Bangladesh 00350-01308-00086	Upto 4,000 Taka	-	-	0 to 2000 Taka	3,430	5,145,432
		4,001 Taka to 10,000 Taka	186	1,116,800	2001 to 5000	8,088	17,830,758
		10001 Taka to 30,000 Taka	11,470	134,789,560	5001 to 10000	4,210	25,260,542
		30001 Taka to 50,000 Taka	610	13,420,765	10001 to 20000	1,030	12,360,768
		50001 Taka to 1,00,000 Taka	330	13,200,896	20001 to above	110	2,420,463
		1,00,001 Taka to 3,00,000 Taka	165	18,150,879	-	-	-
		3,00,001 Taka and Above	-	-	-	-	-
	Total		12,761	180,678,900	Total	16,868	63,017,963
199	Environmental And Socio Economic Network (ESEN) 00914-04151-00375	Upto 4,000 Taka	60	185,350	0 to 2000 Taka	505	787,370
		4,001 Taka to 10,000 Taka	578	2,380,770	2001 to 5000	740	3,234,741
		10001 Taka to 30,000 Taka	595	5,190,500	5001 to 10000	614	4,612,985
		30001 Taka to 50,000 Taka	173	4,275,475	10001 to 20000	258	3,907,350
		50001 Taka to 1,00,000 Taka	99	4,634,802	20001 to above	132	2,763,760
		1,00,001 Taka to 3,00,000 Taka	75	3,169,420	-	-	-
		3,00,001 Taka and Above	4	603,850	-	-	-
	Total		1,584	20,440,167	Total	2,249	15,306,206
200	Esamoti Human Development Foundation 02401-04787-00670	Upto 4,000 Taka	118	269,137	0 to 2000 Taka	928	481,672
		4,001 Taka to 10,000 Taka	447	2,282,150	2001 to 5000	357	915,099
		10001 Taka to 30,000 Taka	352	3,072,530	5001 to 10000	73	446,394
		30001 Taka to 50,000 Taka	31	863,135	10001 to 20000	24	266,363
		50001 Taka to 1,00,000 Taka	9	468,012	20001 to above	8	255,869
		1,00,001 Taka to 3,00,000 Taka	2	235,707	-	-	-
		3,00,001 Taka and Above	-	-	-	-	-
	Total		959	7,190,671	Total	1,390	2,365,397

SL. No.	Name & Licence No	Loan Range	No of Borrowers in the Range	Amount of Loan Outstanding in the Ruage (in Tk.)	Savings Range	No. of Savers	Balance of Savings (in Tk.)
201	Eskander Welfare Foundation (EWF) 00283-03453-00173	Upto 4,000 Taka	15	32,680	0 to 2000 Taka	9,047	13,348,756
		4,001 Taka to 10,000 Taka	5,245	19,824,978	2001 to 5000	2,128	7,547,506
		10001 Taka to 30,000 Taka	4,942	30,587,612	5001 to 10000	62	730,227
		30001 Taka to 50,000 Taka	45	10,879,996	10001 to 20000	16	245,726
		50001 Taka to 1,00,000 Taka	69	932,000	20001 to above	-	-
		1,00,001 Taka to 3,00,000 Taka	11	951,700	-	-	-
		3,00,001 Taka and Above	-	-	-	-	-
	Total	10,327	63,208,966	Total	11,253	21,872,215	
202	Faridpur Development Agency (FDA) 03423-02757-00438	Upto 4,000 Taka	560	1,546,021	0 to 2000 Taka	9,336	11,068,190
		4,001 Taka to 10,000 Taka	5,482	28,812,751	2001 to 5000	9,616	32,691,727
		10001 Taka to 30,000 Taka	5,887	57,761,963	5001 to 10000	4,621	32,815,472
		30001 Taka to 50,000 Taka	1,117	27,903,265	10001 to 20000	1,180	11,888,403
		50001 Taka to 1,00,000 Taka	348	18,556,368	20001 to above	202	6,027,048
		1,00,001 Taka to 3,00,000 Taka	95	10,329,265	-	-	-
		3,00,001 Taka and Above	10	2,526,054	-	-	-
	Total	13,499	147,435,687	Total	24,955	94,490,840	
203	Focus Society 00728-00812-00209	Upto 4,000 Taka	78	312,000	0 to 2000 Taka	4,113	8,226,000
		4,001 Taka to 10,000 Taka	3,827	20,283,100	2001 to 5000	3,132	8,087,610
		10001 Taka to 30,000 Taka	2,494	29,573,301	5001 to 10000	180	900,000
		30001 Taka to 50,000 Taka	127	4,445,000	10001 to 20000	21	210,000
		50001 Taka to 1,00,000 Taka	43	2,150,000	20001 to above	5	100,250
		1,00,001 Taka to 3,00,000 Taka	16	1,760,000	-	-	-
		3,00,001 Taka and Above	-	-	-	-	-
	Total	6,585	58,523,401	Total	7,451	17,523,860	
204	Friends in Village Development Bangladesh 01688-00841-00423	Upto 4,000 Taka	1,290	5,105,480	0 to 2000 Taka	10,079	8,379,935
		4,001 Taka to 10,000 Taka	10,099	45,566,228	2001 to 5000	8,047	26,911,914
		10001 Taka to 30,000 Taka	9,211	108,876,027	5001 to 10000	4,918	34,182,106
		30001 Taka to 50,000 Taka	1,099	37,558,512	10001 to 20000	2,618	34,120,654
		50001 Taka to 1,00,000 Taka	461	24,073,671	20001 to above	261	7,112,225
		1,00,001 Taka to 3,00,000 Taka	252	36,207,085	-	-	-
		3,00,001 Taka and Above	199	61,181,489	-	-	-
	Total	22,611	318,568,492	Total	25,923	110,706,834	

SL. No.	Name & Licence No	Loan Range	No of Borrowers in the Range	Amount of Loan Outstanding in the Ruage (in Tk.)	Savings Range	No. of Savers	Balance of Savings (in Tk.)
205	Gana Unnayan Kendra (GUK) 03730-01746-00091	Upto 4,000 Taka	1,745	4,986,210	0 to 2000 Taka	25,130	27,387,080
		4,001 Taka to 10,000 Taka	18,940	70,852,540	2001 to 5000	7,420	18,553,205
		10001 Taka to 30,000 Taka	6,026	67,920,943	5001 to 10000	980	5,090,857
		30001 Taka to 50,000 Taka	112	3,081,589	10001 to 20000	-	-
		50001 Taka to 1,00,000 Taka	6	515,008	20001 to above	-	-
		1,00,001 Taka to 3,00,000 Taka	-	-	-	-	-
		3,00,001 Taka and Above	-	-	-	-	-
		Total	26,829	147,356,290	Total	33,530	51,031,142
206	Gandhi Ashram Trust 03606-00904-00195	Upto 4,000 Taka	138	379,242	0 to 2000 Taka	3,087	5,415,209
		4,001 Taka to 10,000 Taka	2,705	16,104,739	2001 to 5000	2,784	10,412,943
		10001 Taka to 30,000 Taka	1,217	14,995,184	5001 to 10000	1,349	8,854,834
		30001 Taka to 50,000 Taka	800	15,639,502	10001 to 20000	159	1,957,167
		50001 Taka to 1,00,000 Taka	-	-	20001 to above	16	388,858
		1,00,001 Taka to 3,00,000 Taka	-	-	-	-	-
		3,00,001 Taka and Above	-	-	-	-	-
		Total	4,860	47,118,667	Total	7,395	27,022,911
207	Gano Kallayan Society (GKS) 00373-02045-00636	Upto 4,000 Taka	-	-	0 to 2000 Taka	498	844,111
		4,001 Taka to 10,000 Taka	370	2,438,603	2001 to 5000	490	904,402
		10001 Taka to 30,000 Taka	602	5,091,450	5001 to 10000	49	283,753
		30001 Taka to 50,000 Taka	40	606,619	10001 to 20000	1	12,698
		50001 Taka to 1,00,000 Taka	-	-	20001 to above	-	-
		1,00,001 Taka to 3,00,000 Taka	-	-	-	-	-
		3,00,001 Taka and Above	-	-	-	-	-
		Total	1,012	8,136,672	Total	1,038	2,044,964
208	Gano Milan Foundation 00254-03690-00208	Upto 4,000 Taka	8	17,546	0 to 2000 Taka	1,993	3,143,566
		4,001 Taka to 10,000 Taka	543	2,365,763	2001 to 5000	865	2,613,767
		10001 Taka to 30,000 Taka	1,202	12,863,723	5001 to 10000	281	1,842,678
		30001 Taka to 50,000 Taka	432	8,954,328	10001 to 20000	123	1,409,975
		50001 Taka to 1,00,000 Taka	145	5,896,243	20001 to above	47	1,108,423
		1,00,001 Taka to 3,00,000 Taka	34	4,755,131	-	-	-
		3,00,001 Taka and Above	-	-	-	-	-
		Total	2,364	34,852,734	Total	3,309	10,118,409

SL. No.	Name & Licence No	Loan Range	No of Borrowers in the Range	Amount of Loan Outstanding in the Ruage (in Tk.)	Savings Range	No. of Savers	Balance of Savings (in Tk.)
209	Gano Progoti 01518-00588-00182	Upto 4,000 Taka	217	675,545	0 to 2000 Taka	865	1,015,500
		4,001 Taka to 10,000 Taka	295	2,710,915	2001 to 5000	578	2,078,135
		10001 Taka to 30,000 Taka	395	3,158,020	5001 to 10000	295	1,931,888
		30001 Taka to 50,000 Taka	265	2,785,310	10001 to 20000	65	802,550
		50001 Taka to 1,00,000 Taka	70	1,107,480	20001 to above	8	260,515
		1,00,001 Taka to 3,00,000 Taka	8	599,480	-	-	-
		3,00,001 Taka and Above	-	-	-	-	-
		Total	1,250	110,367,750	Total	1,811	6,088,588
210	Gazipur Unnayan Sangstha (GUS) 01665-00147-00522	Upto 4,000 Taka	-	-	0 to 2000 Taka	371	356,872
		4,001 Taka to 10,000 Taka	115	535,343	2001 to 5000	447	1,223,590
		10001 Taka to 30,000 Taka	470	4,892,757	5001 to 10000	75	575,798
		30001 Taka to 50,000 Taka	-	-	10001 to 20000	17	192,395
		50001 Taka to 1,00,000 Taka	70	1,435,823	20001 to above	-	-
		1,00,001 Taka to 3,00,000 Taka	56	1,795,382	-	-	-
		3,00,001 Taka and Above	4	316,784	-	-	-
		Total	715	8,976,089	Total	910	2,348,655
211	Gender Relation Advancement & Marginalized Development Society 00141-00010-00629	Upto 4,000 Taka	185	580,768	0 to 2000 Taka	883	746,202
		4,001 Taka to 10,000 Taka	876	4,774,200	2001 to 5000	498	1,963,342
		10001 Taka to 30,000 Taka	181	1,900,500	5001 to 10000	313	1,846,703
		30001 Taka to 50,000 Taka	1	50,000	10001 to 20000	47	713,072
		50001 Taka to 1,00,000 Taka	-	-	20001 to above	7	149,269
		1,00,001 Taka to 3,00,000 Taka	-	-	-	-	-
		3,00,001 Taka and Above	-	-	-	-	-
		Total	1,243	7,305,468	Total	1,748	5,418,588
212	Ghani Welfare Foundation 01211-04430-00036	Upto 4,000 Taka	520	1,145,616	0 to 2000 Taka	1,714	3,324,799
		4,001 Taka to 10,000 Taka	1,977	12,900,256	2001 to 5000	1,813	4,954,306
		10001 Taka to 30,000 Taka	1,407	17,055,742	5001 to 10000	1,121	6,070,588
		30001 Taka to 50,000 Taka	124	4,200,176	10001 to 20000	222	2,866,151
		50001 Taka to 1,00,000 Taka	16	1,029,372	20001 to above	7	182,155
		1,00,001 Taka to 3,00,000 Taka	-	-	-	-	-
		3,00,001 Taka and Above	-	-	-	-	-
		Total	4,044	36,331,162	Total	4,877	17,397,999

SL. No.	Name & Licence No	Loan Range	No of Borrowers in the Range	Amount of Loan Outstanding in the Range (in Tk.)	Savings Range	No. of Savers	Balance of Savings (in Tk.)	
213	Ghashful 00399-01209-00160	Upto 4,000 Taka	5,760	12,302,256	0 to 2000 Taka	14,597	15,042,905	
		4,001 Taka to 10,000 Taka	11,668	75,272,845	2001 to 5000	16,697	54,534,195	
		10001 Taka to 30,000 Taka	16,631	256,803,905	5001 to 10000	10,452	73,664,802	
		30001 Taka to 50,000 Taka	3,038	104,588,009	10001 to 20000	5,829	79,731,766	
		50001 Taka to 1,00,000 Taka	1,111	61,425,681	20001 to above	2,185	68,684,426	
		1,00,001 Taka to 3,00,000 Taka	114	14,528,069	-	-	-	-
		3,00,001 Taka and Above	5	1,735,466	-	-	-	-
	Total		38,327	526,656,231	Total	49,760	291,658,094	
214	GLDP (Grass-root Level Development Program) 02041-01180-00446	Upto 4,000 Taka	297	1,188,000	0 to 2000 Taka	1,018	2,724,168	
		4,001 Taka to 10,000 Taka	645	4,454,902	2001 to 5000	797	2,470,700	
		10001 Taka to 30,000 Taka	680	5,799,414	5001 to 10000	204	702,780	
		30001 Taka to 50,000 Taka	105	1,386,792	10001 to 20000	21	1,051,324	
		50001 Taka to 1,00,000 Taka	18	2,304,537	20001 to above	-	-	
		1,00,001 Taka to 3,00,000 Taka	-	-	-	-	-	-
		3,00,001 Taka and Above	-	-	-	-	-	-
	Total		1,745	15,133,645	Total	2040	6948972	
215	Gono - Ummayan Academy 02111-00580-00709	Upto 4,000 Taka	8	20,000	0 to 2000 Taka	416	638904	
		4,001 Taka to 10,000 Taka	188	1,410,000	2001 to 5000	275	646250	
		10001 Taka to 30,000 Taka	440	3,042,587	5001 to 10000	12	62400	
		30001 Taka to 50,000 Taka	-	-	10001 to 20000	-	-	
		50001 Taka to 1,00,000 Taka	-	-	20001 to above	-	-	
		1,00,001 Taka to 3,00,000 Taka	-	-	-	-	-	
		3,00,001 Taka and Above	-	-	-	-	-	
	Total		636	4,472,587	Total	703	1347554	
216	Gono Kallyan Trust 00219-01524-00147	Upto 4,000 Taka	764	6,784,806	0 to 2000 Taka	13,594	29,595,986	
		4,001 Taka to 10,000 Taka	2,886	12,293,427	2001 to 5000	6,054	20,747,664	
		10001 Taka to 30,000 Taka	14,091	206,652,534	5001 to 10000	3,688	17,641,201	
		30001 Taka to 50,000 Taka	663	30,800,643	10001 to 20000	766	12,314,158	
		50001 Taka to 1,00,000 Taka	131	28,530,085	20001 to above	165	1,567,771	
		1,00,001 Taka to 3,00,000 Taka	63	20,796,814	-	-	-	
		3,00,001 Taka and Above	-	-	-	-	-	
	Total		18,598	305,858,309	Total	24,267	81,866,780	

SL. No.	Name & Licence No	Loan Range	No of Borrowers in the Range	Amount of Loan Outstanding in the Ruange (in Tk.)	Savings Range	No. of Savers	Balance of Savings (in Tk.)
217	Gono Kalyan Sangstha (GKS) 02772-02423-00110	Upto 4,000 Taka	0	0	0 to 2000 Taka	652	1,335,903
		4,001 Taka to 10,000 Taka	162	1,309,545	2001 to 5000	191	411,028
		10001 Taka to 30,000 Taka	489	3,928,635	5001 to 10000	21	121,380
		30001 Taka to 50,000 Taka	18	600,876	10001 to 20000	-	-
		50001 Taka to 1,00,000 Taka	-	-	20001 to above	-	-
		1,00,001 Taka to 3,00,000 Taka	-	-	-	-	-
		3,00,001 Taka and Above	-	-	-	-	-
	Total		669	5,839,056	Total	864	1,868,311
218	Gono Ummayan Prochesta 00768-00647-00403	Upto 4,000 Taka	6,981	29,240,477	0 to 2000 Taka	10,557	19,172,280
		4,001 Taka to 10,000 Taka	2,501	17,437,500	2001 to 5000	7,124	22,796,800
		10001 Taka to 30,000 Taka	2,112	35,483,000	5001 to 10000	1,468	11,010,000
		30001 Taka to 50,000 Taka	1,687	54,827,500	10001 to 20000	665	10,955,875
		50001 Taka to 1,00,000 Taka	530	23,458,000	20001 to above	62	1,705,000
		1,00,001 Taka to 3,00,000 Taka	79	4,546,380	-	-	-
		3,00,001 Taka and Above	-	-	-	-	-
	Total		13,890	164,992,857	Total	19,876	65,639,955
219	Gono Ummayayn Foundation 01916-02204-00490	Upto 4,000 Taka	-	-	0 to 2000 Taka	145	272,416
		4,001 Taka to 10,000 Taka	80	447,000	2001 to 5000	125	417,437
		10001 Taka to 30,000 Taka	128	748,562	5001 to 10000	71	444,388
		30001 Taka to 50,000 Taka	43	2,125,000	10001 to 20000	12	395,120
		50001 Taka to 1,00,000 Taka	16	1,020,043	20001 to above	2	204,081
		1,00,001 Taka to 3,00,000 Taka	2	270,600	-	-	-
		3,00,001 Taka and Above	-	-	-	-	-
	Total		269	4,611,205	Total	355	1,733,442
220	Gonoshasthaya Kendra 04833-04519-00650	Upto 4,000 Taka	4,570	9,079,419	0 to 2000 Taka	7,533	8,951,469
		4,001 Taka to 10,000 Taka	6,998	40,230,573	2001 to 5000	5,045	10,923,245
		10001 Taka to 30,000 Taka	1,548	17,159,946	5001 to 10000	714	2,026,341
		30001 Taka to 50,000 Taka	72	2,174,330	10001 to 20000	549	2,030,564
		50001 Taka to 1,00,000 Taka	-	-	20001 to above	42	868,225
		1,00,001 Taka to 3,00,000 Taka	-	-	-	-	-
		3,00,001 Taka and Above	-	-	-	-	-
	Total		13,188	68,644,268	Total	13,883	24,799,844

SL. No.	Name & Licence No	Loan Range	No of Borrowers in the Range	Amount of Loan Outstanding in the Ruage (in Tk.)	Savings Range	No. of Savers	Balance of Savings (in Tk.)
221	Gram Bikash Kendra 01271-01016-00183	Upto 4,000 Taka	12,589	46,058,519	0 to 2000 Taka	53,270	78,306,900
		4,001 Taka to 10,000 Taka	27,325	155,752,500	2001 to 5000	11,921	45,325,758
		10001 Taka to 30,000 Taka	16,928	191,374,738	5001 to 10000	2,538	21,699,900
		30001 Taka to 50,000 Taka	648	16,204,536	10001 to 20000	1,211	19,315,450
		50001 Taka to 1,00,000 Taka	225	11,230,775	20001 to above	268	9,648,000
		1,00,001 Taka to 3,00,000 Taka	16	2,885,120	-	-	-
		3,00,001 Taka and Above	3	926,100	-	-	-
	Total		57,734	424,432,288	Total	69,208	174,296,008
222	Gram Bikash Sangstha (GBS) 01758-02082-00499	Upto 4,000 Taka	41	192,498	0 to 2000 Taka	217	151,000
		4,001 Taka to 10,000 Taka	521	4,113,400	2001 to 5000	971	1,261,233
		10001 Taka to 30,000 Taka	785	6,177,500	5001 to 10000	348	1,909,600
		30001 Taka to 50,000 Taka	35	1,050,317	10001 to 20000	6	105,350
		50001 Taka to 1,00,000 Taka	3	250,145	20001 to above	5	85,300
		1,00,001 Taka to 3,00,000 Taka	1	120,500	-	-	-
		3,00,001 Taka and Above	-	-	-	-	-
	Total		1,386	11,904,360	Total	1,547	3,512,483
223	Gram Unnayan Karjakram (GRAUK) 02858-00277-00180	Upto 4,000 Taka	454	815,633	0 to 2000 Taka	382	548,504
		4,001 Taka to 10,000 Taka	1,038	4,828,489	2001 to 5000	1,299	4,473,015
		10001 Taka to 30,000 Taka	534	6,538,600	5001 to 10000	1,011	8,036,956
		30001 Taka to 50,000 Taka	169	4,910,644	10001 to 20000	407	5,541,369
		50001 Taka to 1,00,000 Taka	144	7,806,178	20001 to above	162	4,859,523
		1,00,001 Taka to 3,00,000 Taka	80	8,330,312	-	-	-
		3,00,001 Taka and Above	-	-	-	-	-
	Total		2,419	33,229,856	Total	3,261	23,459,367
224	Gram Unnayan Karma (GUK) 02761-03196-00273	Upto 4,000 Taka	32,705	92,792,613	0 to 2000 Taka	30,426	49,890,048
		4,001 Taka to 10,000 Taka	31,404	250,132,860	2001 to 5000	55,252	146,969,328
		10001 Taka to 30,000 Taka	15,056	289,926,660	5001 to 10000	9,209	56,497,215
		30001 Taka to 50,000 Taka	6,107	237,446,692	10001 to 20000	7,111	88,921,038
		50001 Taka to 1,00,000 Taka	2,385	167,867,025	20001 to above	332	11,666,655
		1,00,001 Taka to 3,00,000 Taka	1,192	239,962,712	-	-	-
		3,00,001 Taka and Above	-	-	-	-	-
	Total		88,858	1,278,128,562	Total	102,330	353,944,284

SL. No.	Name & Licence No	Loan Range	No of Borrowers in the Range	Amount of Loan Outstanding in the Ruage (in Tk.)	Savings Range	No. of Savers	Balance of Savings (in Tk.)
225	Grameen Alo 00455-00189-00511	Upto 4,000 Taka	205	795,605	0 to 2000 Taka	690	955,650
		4,001 Taka to 10,000 Taka	340	3,326,966	2001 to 5000	400	1,250,000
		10001 Taka to 30,000 Taka	353	6,993,636	5001 to 10000	85	568,818
		30001 Taka to 50,000 Taka	57	1,893,255	10001 to 20000	17	221,340
		50001 Taka to 1,00,000 Taka	-	-	20001 to above	13	357,267
		1,00,001 Taka to 3,00,000 Taka	-	-	-	-	-
		3,00,001 Taka and Above	-	-	-	-	-
	Total		955	13,009,462	Total	1,205	3,353,075
226	Grameen Alo Sangstha 05796-01918-00527	Upto 4,000 Taka	674	774,755	0 to 2000 Taka	1,039	1,005,030
		4,001 Taka to 10,000 Taka	316	1,497,674	2001 to 5000	579	1,833,005
		10001 Taka to 30,000 Taka	348	3,447,643	5001 to 10000	200	1,350,960
		30001 Taka to 50,000 Taka	71	1,792,378	10001 to 20000	78	1,097,198
		50001 Taka to 1,00,000 Taka	46	2,209,383	20001 to above	18	543,990
		1,00,001 Taka to 3,00,000 Taka	-	-	-	-	-
		3,00,001 Taka and Above	-	-	-	-	-
	Total		1,455	9,721,833	Total	1,914	5,830,183
227	Grameen Economic And Social Advancement (GESA) 00440-00065-00495	Upto 4,000 Taka	0	-	0 to 2000 Taka	453	507,910
		4,001 Taka to 10,000 Taka	169	644,321	2001 to 5000	505	1,618,860
		10001 Taka to 30,000 Taka	882	6,023,528	5001 to 10000	167	1,098,170
		30001 Taka to 50,000 Taka	48	158,503	10001 to 20000	54	796,235
		50001 Taka to 1,00,000 Taka	21	549,303	20001 to above	6	160,840
		1,00,001 Taka to 3,00,000 Taka	-	-	-	-	-
		3,00,001 Taka and Above	-	-	-	-	-
	Total		1,120	7,375,655	Total	1,185	4,182,015
228	Grameen Jano Ummayan Sangstha (GJUS) 00552-01111-00275	Upto 4,000 Taka	2,240	7,600,418	0 to 2000 Taka	19,669	35,572,225
		4,001 Taka to 10,000 Taka	9,029	66,814,600	2001 to 5000	3,940	17,731,400
		10001 Taka to 30,000 Taka	6,913	87,103,800	5001 to 10000	735	6,247,500
		30001 Taka to 50,000 Taka	721	26,244,400	10001 to 20000	197	3,447,500
		50001 Taka to 1,00,000 Taka	368	20,755,200	20001 to above	25	750,500
		1,00,001 Taka to 3,00,000 Taka	115	18,446,000	-	-	-
		3,00,001 Taka and Above	47	16,703,800	-	-	-
	Total		19,433	243,668,218	Total	24,566	63,749,125

SL. No.	Name & Licence No	Loan Range	No of Borrowers in the Range	Amount of Loan Outstanding in the Range (in Tk.)	Savings Range	No. of Savers	Balance of Savings (in Tk.)
229	Grameen Jono Ummayan Sangstha 03904-00198-00596	Upto 4,000 Taka	27	53,489	0 to 2000 Taka	569	680,232
		4,001 Taka to 10,000 Taka	220	876,597	2001 to 5000	340	1,042,187
		10001 Taka to 30,000 Taka	471	4,046,955	5001 to 10000	61	418,700
		30001 Taka to 50,000 Taka	28	697,306	10001 to 20000	8	98,222
		50001 Taka to 1,00,000 Taka	-	-	20001 to above	-	-
		1,00,001 Taka to 3,00,000 Taka	-	-	-	-	-
		3,00,001 Taka and Above	-	-	-	-	-
		Total	746	5,674,347	Total	978	2,239,341
230	Grameen Krishni Foundation 00706-00960-00454	Upto 4,000 Taka	40,438	94,833,327	0 to 2000 Taka	92,363	110,815,242
		4,001 Taka to 10,000 Taka	43,636	174,830,480	2001 to 5000	10,130	24,559,103
		10001 Taka to 30,000 Taka	8,062	98,257,758	5001 to 10000	799	4,835,688
		30001 Taka to 50,000 Taka	10	307,857	10001 to 20000	179	2,280,450
		50001 Taka to 1,00,000 Taka	-	-	20001 to above	122	2,614,544
		1,00,001 Taka to 3,00,000 Taka	-	-	-	-	-
		3,00,001 Taka and Above	-	-	-	-	-
		Total	92,146	368,229,422	Total	103,593	145,105,027
231	Grameen Krishok Sohayak Sangstha (GKSS) 02414-00814-00510	Upto 4,000 Taka	3	6,900	0 to 2000 Taka	423	580,769
		4,001 Taka to 10,000 Taka	731	3,830,310	2001 to 5000	1,123	3,523,743
		10001 Taka to 30,000 Taka	805	8,075,100	5001 to 10000	40	239,621
		30001 Taka to 50,000 Taka	-	-	10001 to 20000	-	-
		50001 Taka to 1,00,000 Taka	-	-	20001 to above	-	-
		1,00,001 Taka to 3,00,000 Taka	-	-	-	-	-
		3,00,001 Taka and Above	-	-	-	-	-
		Total	1,539	11,912,310	Total	1,586	4,344,133
232	Grameen Manobic Ummayan Sangstha (GRAMAUS) 02830-03273-00201	Upto 4,000 Taka	1,489	3,326,426	0 to 2000 Taka	15,490	15,695,089
		4,001 Taka to 10,000 Taka	8,963	56,602,897	2001 to 5000	3,851	17,914,852
		10001 Taka to 30,000 Taka	6,785	70,222,850	5001 to 10000	1,649	14,275,393
		30001 Taka to 50,000 Taka	490	18,254,788	10001 to 20000	178	2,736,928
		50001 Taka to 1,00,000 Taka	285	16,350,764	20001 to above	47	1,003,121
		1,00,001 Taka to 3,00,000 Taka	84	16,264,293	-	-	-
		3,00,001 Taka and Above	52	16,186,039	-	-	-
		Total	18,148	197,208,057	Total	21,215	51,625,383

SL. No.	Name & Licence No	Loan Range	No of Borrowers in the Range	Amount of Loan Outstanding in the Range (in Tk.)	Savings Range	No. of Savers	Balance of Savings (in Tk.)
233	Grameen Matsho O Pashusampad Foundation 00167-00284-00448	Upto 4,000 Taka	601	370,491	0 to 2000 Taka	10,232	9,128,618
		4,001 Taka to 10,000 Taka	1,479	7,645,969	2001 to 5000	-	-
		10001 Taka to 30,000 Taka	4,460	63,679,067	5001 to 10000	-	-
		30001 Taka to 50,000 Taka	4,561	55,372,742	10001 to 20000	-	-
		50001 Taka to 1,00,000 Taka	1,925	7,853,542	20001 to above	-	-
		1,00,001 Taka to 3,00,000 Taka	-	-	-	-	-
		3,00,001 Taka and Above	-	-	-	-	-
		Total	13,026	134,921,811	Total	10,232	9,128,618
234	Grameen Progress 00336-00260-00161	Upto 4,000 Taka	3	8,525	0 to 2000 Taka	1,374	2,136,734
		4,001 Taka to 10,000 Taka	1,648	7,009,660	2001 to 5000	3,818	16,022,610
		10001 Taka to 30,000 Taka	4,051	52,776,000	5001 to 10000	2,901	23,079,479
		30001 Taka to 50,000 Taka	1,508	29,567,400	10001 to 20000	1,609	26,789,206
		50001 Taka to 1,00,000 Taka	206	5,151,210	20001 to above	491	13,937,262
		1,00,001 Taka to 3,00,000 Taka	-	-	-	-	-
		3,00,001 Taka and Above	-	-	-	-	-
		Total	7,416	94,512,795	Total	10,193	81,965,291
235	Grameen Prosar 00593-01805-00140	Upto 4,000 Taka	1,285	1,062,685	0 to 2000 Taka	2,646	2,033,895
		4,001 Taka to 10,000 Taka	677	2,843,415	2001 to 5000	125	312,515
		10001 Taka to 30,000 Taka	58	591,620	5001 to 10000	40	260,335
		30001 Taka to 50,000 Taka	17	513,420	10001 to 20000	5	75,926
		50001 Taka to 1,00,000 Taka	1	55,610	20001 to above	-	-
		1,00,001 Taka to 3,00,000 Taka	-	-	-	-	-
		3,00,001 Taka and Above	-	-	-	-	-
		Total	2,038	5,066,750	Total	2,816	2,682,671
236	Grameen Samaj Unnayan Sangstha 02802-01664-00452	Upto 4,000 Taka	110	450,000	0 to 2000 Taka	1,046	604,800
		4,001 Taka to 10,000 Taka	385	3,548,000	2001 to 5000	80	175,800
		10001 Taka to 30,000 Taka	291	7,800,000	5001 to 10000	2	78,673
		30001 Taka to 50,000 Taka	279	995,344	10001 to 20000	-	-
		50001 Taka to 1,00,000 Taka	-	-	20001 to above	-	-
		1,00,001 Taka to 3,00,000 Taka	-	-	-	-	-
		3,00,001 Taka and Above	-	-	-	-	-
		Total	1,065	12,793,344	Total	1,128	858,473

SL. No.	Name & Licence No	Loan Range	No of Borrowers in the Range	Amount of Loan Outstanding in the Range (in Tk.)	Savings Range	No. of Savers	Balance of Savings (in Tk.)
237	Grameen Seba Sangstha (GSS) 00343-03944-00083	Upto 4,000 Taka	53	206,700	0 to 2000 Taka	899	437,500
		4,001 Taka to 10,000 Taka	812	5,933,181	2001 to 5000	702	1,596,701
		10001 Taka to 30,000 Taka	802	8,100,200	5001 to 10000	317	1,750,500
		30001 Taka to 50,000 Taka	50	1,505,000	10001 to 20000	58	609,000
		50001 Taka to 1,00,000 Taka	-	-	20001 to above	8	280,000
		1,00,001 Taka to 3,00,000 Taka	-	-	-	-	-
		3,00,001 Taka and Above	-	-	-	-	-
		Total	1,717	15,745,081	Total	1,984	4,673,701
238	Grameen Ummayan Prakashpa 01434-04476-00179	Upto 4,000 Taka	174	293,805	0 to 2000 Taka	1,307	1,256,231
		4,001 Taka to 10,000 Taka	863	3,189,634	2001 to 5000	671	2,210,505
		10001 Taka to 30,000 Taka	607	6,665,105	5001 to 10000	174	1,068,626
		30001 Taka to 50,000 Taka	18	428,189	10001 to 20000	13	259,594
		50001 Taka to 1,00,000 Taka	-	-	20001 to above	-	-
		1,00,001 Taka to 3,00,000 Taka	-	-	-	-	-
		3,00,001 Taka and Above	-	-	-	-	-
		Total	1,662	10,576,733	Total	2,165	4,794,956
239	Grameen Ummayan Sangstha (GUS) 00636-00035-00015	Upto 4,000 Taka	16	28,400	0 to 2000 Taka	644	628,189
		4,001 Taka to 10,000 Taka	346	1,872,130	2001 to 5000	593	1,994,055
		10001 Taka to 30,000 Taka	1,250	16,506,386	5001 to 10000	410	2,916,076
		30001 Taka to 50,000 Taka	286	7,522,911	10001 to 20000	339	4,806,649
		50001 Taka to 1,00,000 Taka	35	1,411,060	20001 to above	218	7,303,821
		1,00,001 Taka to 3,00,000 Taka	146	8,433,089	-	-	-
		3,00,001 Taka and Above	-	-	-	-	-
		Total	2,079	35,773,976	Total	2,204	17,648,790
240	Gramer Alo 02396-03715-00589	Upto 4,000 Taka	205	795,605	0 to 2000 Taka	690	955,650
		4,001 Taka to 10,000 Taka	340	3,326,966	2001 to 5000	400	1,250,000
		10001 Taka to 30,000 Taka	353	6,993,636	5001 to 10000	85	568,818
		30001 Taka to 50,000 Taka	57	1,893,255	10001 to 20000	17	221,340
		50001 Taka to 1,00,000 Taka	-	-	20001 to above	13	357,267
		1,00,001 Taka to 3,00,000 Taka	-	-	-	-	-
		3,00,001 Taka and Above	-	-	-	-	-
		Total	955	13,009,462	Total	1,205	3,353,075

SL. No.	Name & Licence No	Loan Range	No of Borrowers in the Range	Amount of Loan Outstanding in the Range (in Tk.)	Savings Range	No. of Savers	Balance of Savings (in Tk.)
241	Graush 00989-02646-00697	Upto 4,000 Taka	895	3,509,000	0 to 2000 Taka	810	1,453,197
		4,001 Taka to 10,000 Taka	283	1,250,000	2001 to 5000	423	600,000
		10001 Taka to 30,000 Taka	45	175,606	5001 to 10000	2	10,000
		30001 Taka to 50,000 Taka	2	100,000	10001 to 20000	-	-
		50001 Taka to 1,00,000 Taka	-	-	20001 to above	-	-
		1,00,001 Taka to 3,00,000 Taka	-	-	-	-	-
		3,00,001 Taka and Above	-	-	-	-	-
		Total	1,225	5,034,606	Total	1,235	2,063,197
242	Habiganj Ummayan Sangstha 01680-00763-00062	Upto 4,000 Taka	142	553,822	0 to 2000 Taka	5,144	6,658,825
		4,001 Taka to 10,000 Taka	4,151	20,933,913	2001 to 5000	1,472	4,793,675
		10001 Taka to 30,000 Taka	2,033	20,769,382	5001 to 10000	875	6,031,826
		30001 Taka to 50,000 Taka	215	7,825,372	10001 to 20000	305	3,748,775
		50001 Taka to 1,00,000 Taka	97	5,820,382	20001 to above	107	2,514,537
		1,00,001 Taka to 3,00,000 Taka	69	8,280,278	-	-	-
		3,00,001 Taka and Above	12	3,856,011	-	-	-
		Total	6,719	68,039,160	Total	7,903	23,747,638
243	Habitat & Economy Lifting Programme (HELP) 00538-00101-00191	Upto 4,000 Taka	1,052	32,245,780	0 to 2000 Taka	4,907	6,440,068
		4,001 Taka to 10,000 Taka	1,840	15,738,238	2001 to 5000	1,978	4,245,280
		10001 Taka to 30,000 Taka	1,637	15,485,450	5001 to 10000	476	2,879,460
		30001 Taka to 50,000 Taka	425	15,176,843	10001 to 20000	126	578,450
		50001 Taka to 1,00,000 Taka	216	8,545,789	20001 to above	8	174,566
		1,00,001 Taka to 3,00,000 Taka	32	4,759,750	-	-	-
		3,00,001 Taka and Above	-	0	-	-	-
		Total	5,202	91,951,850	Total	7,495	14,317,824
244	Haider Akhter Banu Memorial Kallayan Foundation 01367-00200-00064	Upto 4,000 Taka	4	13,184	0 to 2000 Taka	304	372,208
		4,001 Taka to 10,000 Taka	163	871,610	2001 to 5000	230	684,220
		10001 Taka to 30,000 Taka	295	3,181,690	5001 to 10000	40	266,891
		30001 Taka to 50,000 Taka	20	543,845	10001 to 20000	3	34,614
		50001 Taka to 1,00,000 Taka	5	20,060	20001 to above	-	-
		1,00,001 Taka to 3,00,000 Taka	-	-	-	-	-
		3,00,001 Taka and Above	-	-	-	-	-
		Total	487	4,630,389	Total	577	1,357,933

SL. No.	Name & Licence No	Loan Range	No of Borrowers in the Range	Amount of Loan Outstanding in the range	Savings Range	No. of Savers	Balance of Savings (in Tk.)
245	Hanum Health Development Foundation 06408-05124-00172	Upto 4,000 Taka	2,198	7,597,586	0 to 2000 Taka	2,168	2,878,780
		4,001 Taka to 10,000 Taka	511	6,354,589	2001 to 5000	575	2,496,250
		10001 Taka to 30,000 Taka	317	1,972,936	5001 to 10000	283	1,081,763
		30001 Taka to 50,000 Taka	-	-	10001 to 20000	-	-
		50001 Taka to 1,00,000 Taka	-	-	20001 to above	-	-
		1,00,001 Taka to 3,00,000 Taka	-	-	-	-	-
		3,00,001 Taka and Above	-	-	-	-	-
		Total	3,026	15,925,111	Total	3,026	6,456,793
246	Haor Samaj Ummayan Karmasushi 00691-00109-00598	Upto 4,000 Taka	0	0	0 to 2000 Taka	662	745,854
		4,001 Taka to 10,000 Taka	876	3,703,660	2001 to 5000	282	852,746
		10001 Taka to 30,000 Taka	63	920,767	5001 to 10000	11	60,000
		30001 Taka to 50,000 Taka	-	-	10001 to 20000	-	-
		50001 Taka to 1,00,000 Taka	-	-	20001 to above	-	-
		1,00,001 Taka to 3,00,000 Taka	-	-	-	-	-
		3,00,001 Taka and Above	-	-	-	-	-
		Total	939	4,624,427	Total	955	1,658,600
247	Health, Education & Economic Development Organization (HEEDO) 01662-00774-00380	Upto 4,000 Taka	0	0	0 to 2000 Taka	652	578,582
		4,001 Taka to 10,000 Taka	109	502,002	2001 to 5000	571	1,624,376
		10001 Taka to 30,000 Taka	761	9,127,320	5001 to 10000	74	467,330
		30001 Taka to 50,000 Taka	52	1,481,748	10001 to 20000	15	365,004
		50001 Taka to 1,00,000 Taka	-	-	20001 to above	-	-
		1,00,001 Taka to 3,00,000 Taka	-	-	-	-	-
		3,00,001 Taka and Above	-	-	-	-	-
		Total	922	11,111,070	Total	1,312	3,035,292
248	HEED Bangladesh 01399-00645-00258	Upto 4,000 Taka	11,353	63,418,898	0 to 2000 Taka	43,665	151,476,971
		4,001 Taka to 10,000 Taka	21,577	251,610,648	2001 to 5000	27,291	126,230,809
		10001 Taka to 30,000 Taka	34,553	422,312,498	5001 to 10000	16,374	75,738,485
		30001 Taka to 50,000 Taka	6,691	176,565,343	10001 to 20000	8,733	40,393,859
		50001 Taka to 1,00,000 Taka	3,369	61,789,503	20001 to above	13,099	111,083,112
		1,00,001 Taka to 3,00,000 Taka	811	19,962,762	-	-	-
		3,00,001 Taka and Above	61	10,456,685	-	-	-
		Total	78,415	1,006,116,337	Total	109,162	504,923,236

SL. No.	Name & Licence No	Loan Range	No of Borrowers in the Range	Amount of Loan Outstanding in the range	Savings Range	No. of Savers	Balance of Savings (in Tk.)	
249	Help Bangladesh 01185-04747-00706	Upto 4,000 Taka	55	68,590	0 to 2000 Taka	345	675,140	
		4,001 Taka to 10,000 Taka	173	1,058,782	2001 to 5000	568	2,528,736	
		10001 Taka to 30,000 Taka	445	5,050,363	5001 to 10000	222	2,031,300	
		30001 Taka to 50,000 Taka	158	5,547,380	10001 to 20000	78	1,476,072	
		50001 Taka to 1,00,000 Taka	4	240,000	20001 to above	37	2,058,424	
		1,00,001 Taka to 3,00,000 Taka	-	-	-	-	-	-
		3,00,001 Taka and Above	-	-	-	-	-	-
		Total	835	11,965,115	Total	1,250	8,769,672	
250	Help the Distress 00966-04418-00075	Upto 4,000 Taka	1,070	1,490,303	0 to 2000 Taka	1,070	2,519,796	
		4,001 Taka to 10,000 Taka	-	-	2001 to 5000	-	-	
		10001 Taka to 30,000 Taka	-	-	5001 to 10000	-	-	
		30001 Taka to 50,000 Taka	-	-	10001 to 20000	-	-	
		50001 Taka to 1,00,000 Taka	-	-	20001 to above	-	-	
		1,00,001 Taka to 3,00,000 Taka	-	-	-	-	-	
		3,00,001 Taka and Above	-	-	-	-	-	
		Total	1,070	1,490,303	Total	1,070	2,519,796	
251	Hilful Fuzul Samaj Kallyan Sangstha 01928-02098-00393	Upto 4,000 Taka	254	7,764,930	0 to 2000 Taka	3,807	1,491,368	
		4,001 Taka to 10,000 Taka	938	5,787,460	2001 to 5000	5,930	12,749,500	
		10001 Taka to 30,000 Taka	2,530	20,057,968	5001 to 10000	2,946	9,279,900	
		30001 Taka to 50,000 Taka	1,310	11,939,340	10001 to 20000	322	3,381,000	
		50001 Taka to 1,00,000 Taka	1,230	16,183,110	20001 to above	55	995,500	
		1,00,001 Taka to 3,00,000 Taka	448	9,482,368	-	-	-	
		3,00,001 Taka and Above	41	1,521,100	-	-	-	
		Total	6,751	72,736,276	Total	13,060	27,897,268	
252	Hitaisi-Bangladesh 00312-02309-00004	Upto 4,000 Taka	321	761,545	0 to 2000 Taka	1,048	736,325	
		4,001 Taka to 10,000 Taka	813	2,886,892	2001 to 5000	611	1,446,885	
		10001 Taka to 30,000 Taka	762	4,762,404	5001 to 10000	307	2,272,690	
		30001 Taka to 50,000 Taka	45	628,485	10001 to 20000	102	1,276,125	
		50001 Taka to 1,00,000 Taka	8	262,878	20001 to above	33	745,116	
		1,00,001 Taka to 3,00,000 Taka	-	-	-	-	-	
		3,00,001 Taka and Above	-	-	-	-	-	
		Total	1,949	9,302,204	Total	2,101	6,477,141	

SL. No.	Name & Licence No	Loan Range	No of Borrowers in the Range	Amount of Loan Outstanding in the Range (in Tk.)	Savings Range	No. of Savers	Balance of Savings (in Tk.)
253	Holodia Mohila Umnayan Sangstha 00938-00810-00124	Upto 4,000 Taka	180	430,231	0 to 2000 Taka	462	322,985
		4,001 Taka to 10,000 Taka	283	1,996,655	2001 to 5000	500	1,770,094
		10001 Taka to 30,000 Taka	409	7,172,858	5001 to 10000	350	2,504,215
		30001 Taka to 50,000 Taka	83	3,222,063	10001 to 20000	181	2,317,332
		50001 Taka to 1,00,000 Taka	32	2,158,935	20001 to above	58	1,520,299
		1,00,001 Taka to 3,00,000 Taka	9	1,141,515	-	-	-
		3,00,001 Taka and Above	-	-	-	-	-
		Total	996	16,122,257	Total	1,551	8,434,925
254	Homeland Association for Social Improvement 02363-00285-00109	Upto 4,000 Taka	94	104,153	0 to 2000 Taka	1,711	2,135,328
		4,001 Taka to 10,000 Taka	740	2,824,400	2001 to 5000	103	110,441
		10001 Taka to 30,000 Taka	313	2,729,855	5001 to 10000	68	90,695
		30001 Taka to 50,000 Taka	-	-	10001 to 20000	-	-
		50001 Taka to 1,00,000 Taka	-	-	20001 to above	-	-
		1,00,001 Taka to 3,00,000 Taka	-	-	-	-	-
		3,00,001 Taka and Above	-	-	-	-	-
		Total	1,147	5,658,408	Total	1,882	2,336,464
255	Homland Development Organization 02594-01708-00615	Upto 4,000 Taka	11	12,268	0 to 2000 Taka	516	730,195
		4,001 Taka to 10,000 Taka	291	1,209,534	2001 to 5000	369	1,144,084
		10001 Taka to 30,000 Taka	267	2,663,024	5001 to 10000	126	836,451
		30001 Taka to 50,000 Taka	55	1,722,748	10001 to 20000	35	467,274
		50001 Taka to 1,00,000 Taka	27	1,410,520	20001 to above	7	177,637
		1,00,001 Taka to 3,00,000 Taka	-	-	-	-	-
		3,00,001 Taka and Above	-	-	-	-	-
		Total	651	7,018,094	Total	1,053	3,355,641
256	HOPE 01469-02078-00517	Upto 4,000 Taka	8	3,376	0 to 2000 Taka	996	867,762
		4,001 Taka to 10,000 Taka	853	5,132,262	2001 to 5000	831	2,423,831
		10001 Taka to 30,000 Taka	984	11,433,608	5001 to 10000	500	2,549,472
		30001 Taka to 50,000 Taka	283	5,659,902	10001 to 20000	123	1,676,965
		50001 Taka to 1,00,000 Taka	35	1,640,177	20001 to above	24	651,693
		1,00,001 Taka to 3,00,000 Taka	3	425,000	-	-	-
		3,00,001 Taka and Above	-	-	-	-	-
		Total	2,166	24,294,325	Total	2,474	8,169,723

SL. No.	Name & Licence No	Loan Range	No of Borrowers in the Range	Amount of Loan Outstanding in the Range (in Tk.)	Savings Range	No. of Savers	Balance of Savings (in Tk.)
257	Human Association for Rural Development (HARD) 00727-00467-00087	Upto 4,000 Taka	414	926,206	0 to 2000 Taka	735	495,699
		4,001 Taka to 10,000 Taka	146	621,750	2001 to 5000	46	102,915
		10001 Taka to 30,000 Taka	80	765,950	5001 to 10000	55	379,250
		30001 Taka to 50,000 Taka	30	907,800	10001 to 20000	2	22,870
		50001 Taka to 1,00,000 Taka	2	107,600	20001 to above	1	31,750
		1,00,001 Taka to 3,00,000 Taka	1	102,000	-	-	-
		3,00,001 Taka and Above	-	-	-	-	-
		Total	673	3,431,306	Total	839	1,032,484
258	Human Care Initiatives 06481-02185-00425	Upto 4,000 Taka	325	701,937	0 to 2000 Taka	907	438,400
		4,001 Taka to 10,000 Taka	851	4,298,635	2001 to 5000	855	2,041,300
		10001 Taka to 30,000 Taka	633	6,651,900	5001 to 10000	630	3,365,100
		30001 Taka to 50,000 Taka	201	3,068,465	10001 to 20000	390	4,252,681
		50001 Taka to 1,00,000 Taka	-	-	20001 to above	21	692,643
		1,00,001 Taka to 3,00,000 Taka	-	-	-	-	-
		3,00,001 Taka and Above	-	-	-	-	-
		Total	2,010	14,720,937	Total	2,803	10,790,124
259	IDEAL (Institute of Development Education for Advancement of Landless) 01886-01501-00118	Upto 4,000 Taka	87	348,000	0 to 2000 Taka	5,392	6,838,953
		4,001 Taka to 10,000 Taka	3,782	15,753,595	2001 to 5000	3,757	9,589,143
		10001 Taka to 30,000 Taka	1,399	14,219,616	5001 to 10000	669	3,672,980
		30001 Taka to 50,000 Taka	38	2,164,384	10001 to 20000	197	1,179,173
		50001 Taka to 1,00,000 Taka	-	-	20001 to above	37	78,024
		1,00,001 Taka to 3,00,000 Taka	-	-	-	-	-
		3,00,001 Taka and Above	-	-	-	-	-
		Total	5,306	32,485,595	Total	10,052	21,358,273
260	Initiative for People's Development (IPD) 01133-01814-00399	Upto 4,000 Taka	225	750,894	0 to 2000 Taka	661	1,188,589
		4,001 Taka to 10,000 Taka	469	2,550,412	2001 to 5000	408	1,243,945
		10001 Taka to 30,000 Taka	144	1,939,511	5001 to 10000	119	638,891
		30001 Taka to 50,000 Taka	13	617,370	10001 to 20000	25	383,938
		50001 Taka to 1,00,000 Taka	3	208,250	20001 to above	11	243,748
		1,00,001 Taka to 3,00,000 Taka	-	-	-	-	-
		3,00,001 Taka and Above	-	-	-	-	-
		Total	854	6,066,437	Total	1,224	3,699,111

SL. No.	Name & Licence No	Loan Range	No of Borrowers in the Range	Amount of Loan Outstanding in the Range (in Tk.)	Savings Range	No. of Savers	Balance of Savings (in Tk.)
261	Institute of Integrated Rural Development 0204-01469-00536	Upto 4,000 Taka	513	1,250,125	0 to 2000 Taka	11,851	11,094,450
		4,001 Taka to 10,000 Taka	7,547	18,409,214	2001 to 5000	-	-
		10001 Taka to 30,000 Taka	-	-	5001 to 10000	-	-
		30001 Taka to 50,000 Taka	-	-	10001 to 20000	-	-
		50001 Taka to 1,00,000 Taka	-	-	20001 to above	-	-
		1,00,001 Taka to 3,00,000 Taka	-	-	-	-	-
		3,00,001 Taka and Above	-	-	-	-	-
		Total	8,060	19,659,339	Total	11,851	11,094,450
262	Integrated Development Foundation 01920-01872-00249	Upto 4,000 Taka	10,854	23,182,198	0 to 2000 Taka	44,692	87,262,715
		4,001 Taka to 10,000 Taka	36,931	184,128,674	2001 to 5000	32,530	103,026,840
		10001 Taka to 30,000 Taka	30,285	485,097,697	5001 to 10000	15,792	102,803,210
		30001 Taka to 50,000 Taka	2,518	89,814,487	10001 to 20000	5,250	71,654,781
		50001 Taka to 1,00,000 Taka	855	48,880,962	20001 to above	969	44,185,343
		1,00,001 Taka to 3,00,000 Taka	513	25,357,538	-	-	-
		3,00,001 Taka and Above	-	0	-	-	-
		Total	81,956	856,461,556	Total	99,233	408,932,889
263	Integrated Rural Development Organization (IRDO) 00361-03311-00094	Upto 4,000 Taka	2,133	7,140,870	0 to 2000 Taka	3,660	4,671,550
		4,001 Taka to 10,000 Taka	1,495	8,922,589	2001 to 5000	514	1,224,570
		10001 Taka to 30,000 Taka	542	6,147,532	5001 to 10000	71	370,684
		30001 Taka to 50,000 Taka	-	-	10001 to 20000	-	-
		50001 Taka to 1,00,000 Taka	-	-	20001 to above	-	-
		1,00,001 Taka to 3,00,000 Taka	-	-	-	-	-
		3,00,001 Taka and Above	-	-	-	-	-
		Total	4,170	22,210,991	Total	4,245	6,266,804
264	Integrated Service for Development of Children & Mothers 02693-01298-00007	Upto 4,000 Taka	105	204,834	0 to 2000 Taka	2,653	2,944,687
		4,001 Taka to 10,000 Taka	1,397	7,704,027	2001 to 5000	1,219	3,040,179
		10001 Taka to 30,000 Taka	1,704	17,038,687	5001 to 10000	35	244,472
		30001 Taka to 50,000 Taka	6	91,987	10001 to 20000	6	103,772
		50001 Taka to 1,00,000 Taka	-	-	20001 to above	2	53,961
		1,00,001 Taka to 3,00,000 Taka	-	-	-	-	-
		3,00,001 Taka and Above	-	-	-	-	-
		Total	3,212	25,039,535	Total	3,915	6,387,071

SL. No.	Name & Licence No	Loan Range	No of Borrowers in the Range	Amount of Loan Outstanding in the Ruage (in Tk.)	Savings Range	No. of Savers	Balance of Savings (in Tk.)
265	Integrated Social Welfare Association (ISWA) 01001-00055-00259	Upto 4,000 Taka	0	0	0 to 2000 Taka	1,154	961,007
		4,001 Taka to 10,000 Taka	508	2,200,439	2001 to 5000	112	406,456
		10001 Taka to 30,000 Taka	480	3,822,125	5001 to 10000	34	245,310
		30001 Taka to 50,000 Taka	-	-	10001 to 20000	6	48,017
		50001 Taka to 1,00,000 Taka	-	-	20001 to above	2	62,113
		1,00,001 Taka to 3,00,000 Taka	-	-	-	-	-
		3,00,001 Taka and Above	-	-	-	-	-
	Total		988	6,022,564	Total	1,308	1,722,903
266	Integrated Volunteers for Social Advancement (IBSA) 00949-05022-00402	Upto 4,000 Taka	276	510,600	0 to 2000 Taka	976	782,355
		4,001 Taka to 10,000 Taka	848	3,121,500	2001 to 5000	354	865,395
		10001 Taka to 30,000 Taka	170	2,228,291	5001 to 10000	180	924,392
		30001 Taka to 50,000 Taka	33	540,375	10001 to 20000	27	298,690
		50001 Taka to 1,00,000 Taka	15	392,200	20001 to above	15	298,760
		1,00,001 Taka to 3,00,000 Taka	-	-	-	-	-
		3,00,001 Taka and Above	-	-	-	-	-
	Total		1,342	6,792,966	Total	1,552	3,168,592
267	Isamati Samaj Ummayan Sangstha 01649-00325-00591	Upto 4,000 Taka	16	38,845	0 to 2000 Taka	107	208,650
		4,001 Taka to 10,000 Taka	269	2,101,194	2001 to 5000	406	1,890,414
		10001 Taka to 30,000 Taka	157	2,132,060	5001 to 10000	102	892,445
		30001 Taka to 50,000 Taka	55	1,948,125	10001 to 20000	18	321,325
		50001 Taka to 1,00,000 Taka	5	342,250	20001 to above	12	362,880
		1,00,001 Taka to 3,00,000 Taka	-	-	-	-	-
		3,00,001 Taka and Above	-	-	-	-	-
	Total		502	6,562,474	Total	645	3,675,714
268	Islami Social Development Organization (ISDO) 02183-00557-00342	Upto 4,000 Taka	10	38,334	0 to 2000 Taka	2,957	3,311,108
		4,001 Taka to 10,000 Taka	1,526	9,848,324	2001 to 5000	2,024	4,860,670
		10001 Taka to 30,000 Taka	1,836	15,223,347	5001 to 10000	339	2,121,783
		30001 Taka to 50,000 Taka	34	774,032	10001 to 20000	80	1,092,953
		50001 Taka to 1,00,000 Taka	60	2,893,320	20001 to above	20	408,982
		1,00,001 Taka to 3,00,000 Taka	21	1,897,018	-	-	-
		3,00,001 Taka and Above	2	1,079,391	-	-	-
	Total		3,489	31,753,766	Total	5,420	11,795,496

SL. No.	Name & Licence No	Loan Range	No of Borrowers in the Range	Amount of Loan Outstanding in the Ruage (in Tk.)	Savings Range	No. of Savers	Balance of Savings (in Tk.)
269	Jagorani Chakra Foundation 00322-01714-00008	Upto 4,000 Taka	39,936	119,180,176	0 to 2000 Taka	192,343	283,095,306
		4,001 Taka to 10,000 Taka	97,826	641,952,431	2001 to 5000	123,839	450,687,988
		10001 Taka to 30,000 Taka	116,937	1,842,207,861	5001 to 10000	58,895	440,150,168
		30001 Taka to 50,000 Taka	40,868	1,401,273,050	10001 to 20000	25,551	384,498,855
		50001 Taka to 1,00,000 Taka	27,483	1,645,309,959	20001 to above	11,529	468,882,313
		1,00,001 Taka to 3,00,000 Taka	7,292	930,949,861	-	-	-
		3,00,001 Taka and Above	653	254,206,356	-	-	-
	Total		330,995	6,835,079,694	Total	412,157	2,027,314,630
270	Jagrata Juba Shangha (JIS) 01638-01520-00050	Upto 4,000 Taka	396	562,506	0 to 2000 Taka	1,408	333,490
		4,001 Taka to 10,000 Taka	1,096	5,151,405	2001 to 5000	2,231	4,796,476
		10001 Taka to 30,000 Taka	1,640	10,337,017	5001 to 10000	779	4,001,105
		30001 Taka to 50,000 Taka	149	3,603,779	10001 to 20000	147	1,517,966
		50001 Taka to 1,00,000 Taka	39	1,579,082	20001 to above	27	580,890
		1,00,001 Taka to 3,00,000 Taka	4	284,642	-	-	-
		3,00,001 Taka and Above	-	-	-	-	-
	Total		3,324	21,518,431	Total	4,592	11,229,927
271	JAKAS Foundation 01420-01221-00231	Upto 4,000 Taka	5,714	20,210,868	0 to 2000 Taka	36,374	58,322,249
		4,001 Taka to 10,000 Taka	21,158	133,518,726	2001 to 5000	22,245	82,851,268
		10001 Taka to 30,000 Taka	17,020	219,510,300	5001 to 10000	4,020	30,964,546
		30001 Taka to 50,000 Taka	596	19,073,575	10001 to 20000	558	10,055,612
		50001 Taka to 1,00,000 Taka	572	29,853,280	20001 to above	62	1,889,452
		1,00,001 Taka to 3,00,000 Taka	126	13,082,527	-	-	-
		3,00,001 Taka and Above	-	-	-	-	-
	Total		45,186	435,249,276	Total	63,259	184,083,127
272	Jagoroni Somaj Unnayan Sangstha 06757-05004-00592	Upto 4,000 Taka	50	160,275	0 to 2000 Taka	339	297,882
		4,001 Taka to 10,000 Taka	238	216,075	2001 to 5000	201	613,505
		10001 Taka to 30,000 Taka	242	3,036,481	5001 to 10000	20	110,600
		30001 Taka to 50,000 Taka	15	525,725	10001 to 20000	3	35,025
		50001 Taka to 1,00,000 Taka	2	105,200	20001 to above	1	25,010
		1,00,001 Taka to 3,00,000 Taka	-	-	-	-	-
		3,00,001 Taka and Above	-	-	-	-	-
	Total		547	4,043,756	Total	564	1,082,022

SL. No.	Name & Licence No	Loan Range	No of Borrowers in the Range	Amount of Loan Outstanding in the Range (in Tk.)	Savings Range	No. of Savers	Balance of Savings (in Tk.)
273	Jamuna Samaj Kallyan Sangstha 06492-02142-00667	Upto 4,000 Taka	305	1,535,840	0 to 2000 Taka	301	135,460
		4,001 Taka to 10,000 Taka	418	3,346,592	2001 to 5000	640	1,857,048
		10001 Taka to 30,000 Taka	33	470,920	5001 to 10000	157	818,790
		30001 Taka to 50,000 Taka	-	-	10001 to 20000	-	-
		50001 Taka to 1,00,000 Taka	-	-	20001 to above	-	-
		1,00,001 Taka to 3,00,000 Taka	-	-	-	-	-
		3,00,001 Taka and Above	-	-	-	-	-
		Total	756	5,353,352	Total	1,098	2,811,298
274	Jana Kalyan Sangha (JKS) 00663-02220-00408	Upto 4,000 Taka	226	2,931,416	0 to 2000 Taka	7,025	17,313,300
		4,001 Taka to 10,000 Taka	6,130	79,511,420	2001 to 5000	4,683	11,541,379
		10001 Taka to 30,000 Taka	9,143	118,592,644	5001 to 10000	6,025	14,848,773
		30001 Taka to 50,000 Taka	393	5,097,551	10001 to 20000	660	1,626,588
		50001 Taka to 1,00,000 Taka	295	3,826,406	20001 to above	220	542,196
		1,00,001 Taka to 3,00,000 Taka	221	2,866,562	-	-	-
		3,00,001 Taka and Above	74	959,844	-	-	-
		Total	16,482	213,785,843	Total	18,613	45,872,236
275	Janata Polli Ummayan Sangstha 01850-03826-00722	Upto 4,000 Taka	833	790,723	0 to 2000 Taka	998	449,094
		4,001 Taka to 10,000 Taka	79	564,458	2001 to 5000	154	475,310
		10001 Taka to 30,000 Taka	95	1,675,327	5001 to 10000	18	107,687
		30001 Taka to 50,000 Taka	10	354,242	10001 to 20000	4	61,008
		50001 Taka to 1,00,000 Taka	24	1,212,884	20001 to above	22	775,608
		1,00,001 Taka to 3,00,000 Taka	-	-	-	-	-
		3,00,001 Taka and Above	-	-	-	-	-
		Total	1,041	4,597,634	Total	1,196	1,868,707
276	Jano Hitoishi Sangstha 06637-04368-00443	Upto 4,000 Taka	487	1,948,522	0 to 2000 Taka	1,205	1,122,727
		4,001 Taka to 10,000 Taka	298	2,265,000	2001 to 5000	266	665,000
		10001 Taka to 30,000 Taka	-	-	5001 to 10000	-	-
		30001 Taka to 50,000 Taka	-	-	10001 to 20000	-	-
		50001 Taka to 1,00,000 Taka	-	-	20001 to above	-	-
		1,00,001 Taka to 3,00,000 Taka	-	-	-	-	-
		3,00,001 Taka and Above	-	-	-	-	-
		Total	785	4,213,522	Total	1,471	1,787,727

SL. No.	Name & Licence No	Loan Range	No of Borrowers in the Range	Amount of Loan Outstanding in the Range (in Tk.)	Savings Range	No. of Savers	Balance of Savings (in Tk.)	
277	Janoseba 02487-00630-00310	Upto 4,000 Taka	7	9,800	0 to 2000 Taka	3,283	23,515,116	
		4,001 Taka to 10,000 Taka	163	1,226,734	2001 to 5000	1,029	4,408,142	
		10001 Taka to 30,000 Taka	2,723	32,032,855	5001 to 10000	872	4,027,424	
		30001 Taka to 50,000 Taka	204	3,657,720	10001 to 20000	66	813,120	
		50001 Taka to 1,00,000 Taka	348	7,861,298	20001 to above	6	165,720	
		1,00,001 Taka to 3,00,000 Taka	14	602,384	-	-	-	-
		3,00,001 Taka and Above	2	476,652	-	-	-	-
	Total		3,461	45,867,443	Total	5,256	32,929,522	
278	Jatio Tarun Sangha 02334-01829-00736	Upto 4,000 Taka	98	181,672	0 to 2000 Taka	270	303,172	
		4,001 Taka to 10,000 Taka	174	1,933,636	2001 to 5000	283	1,020,954	
		10001 Taka to 30,000 Taka	215	3,325,552	5001 to 10000	86	600,108	
		30001 Taka to 50,000 Taka	27	953,486	10001 to 20000	9	111,895	
		50001 Taka to 1,00,000 Taka	2	143,335	20001 to above	1	26,280	
		1,00,001 Taka to 3,00,000 Taka	-	-	-	-	-	-
		3,00,001 Taka and Above	-	-	-	-	-	-
	Total		516	6,537,681	Total	649	2,062,409	
279	Jhaudia Gram Unnayan Sangstha 05474-00440-00558	Upto 4,000 Taka	12	27,271	0 to 2000 Taka	552	864,801	
		4,001 Taka to 10,000 Taka	261	1,371,968	2001 to 5000	50	164,746	
		10001 Taka to 30,000 Taka	176	2,009,502	5001 to 10000	15	131,118	
		30001 Taka to 50,000 Taka	8	197,243	10001 to 20000	13	174,571	
		50001 Taka to 1,00,000 Taka	3	300,000	20001 to above	1	117,000	
		1,00,001 Taka to 3,00,000 Taka	1	127,350	-	-	-	-
		3,00,001 Taka and Above	-	-	-	-	-	-
	Total		461	4,033,334	Total	631	1,452,236	
280	Jibon Sandhani Kallyan Sangstha 00177-02978-00427	Upto 4,000 Taka	-	0	0 to 2000 Taka	1,380	1,570,370	
		4,001 Taka to 10,000 Taka	456	4,098,942	2001 to 5000	325	811,732	
		10001 Taka to 30,000 Taka	1,242	10,683,396	5001 to 10000	-	-	
		30001 Taka to 50,000 Taka	-	-	10001 to 20000	-	-	
		50001 Taka to 1,00,000 Taka	-	-	20001 to above	-	-	
		1,00,001 Taka to 3,00,000 Taka	-	-	-	-	-	
		3,00,001 Taka and Above	-	-	-	-	-	
	Total		1,698	14,782,338	Total	1,705	2,382,102	

SL. No.	Name & Licence No	Loan Range	No of Borrowers in the Range	Amount of Loan Outstanding in the Range (in Tk.)	Savings Range	No. of Savers	Balance of Savings (in Tk.)
281	Joutha Udyog 02838-03610-00707	Upto 4,000 Taka	101	145,791	0 to 2000 Taka	750	582,343
		4,001 Taka to 10,000 Taka	435	1,867,792	2001 to 5000	195	596,601
		10001 Taka to 30,000 Taka	154	1,641,459	5001 to 10000	61	396,381
		30001 Taka to 50,000 Taka	22	492,710	10001 to 20000	15	206,490
		50001 Taka to 1,00,000 Taka	19	965,800	20001 to above	3	85,947
		1,00,001 Taka to 3,00,000 Taka	2	291,600	-	-	-
		3,00,001 Taka and Above	-	-	-	-	-
		Total	733	5,405,152	Total	1,024	1,867,762
282	Joutha Ummayan Prochesta (JUP) 06220-04807-00700	Upto 4,000 Taka	323	890,531	0 to 2000 Taka	1,015	1,375,400
		4,001 Taka to 10,000 Taka	605	3,157,425	2001 to 5000	634	2,453,127
		10001 Taka to 30,000 Taka	545	6,385,362	5001 to 10000	205	1,985,332
		30001 Taka to 50,000 Taka	243	5,283,133	10001 to 20000	203	2,436,067
		50001 Taka to 1,00,000 Taka	57	2,290,112	20001 to above	65	2,600,000
		1,00,001 Taka to 3,00,000 Taka	-	-	-	-	-
		3,00,001 Taka and Above	-	-	-	-	-
		Total	1,773	18,006,563	Total	2,122	10,849,926
283	Joypurhat Rural Development Movement (JRDM) 01421-02528-00278	Upto 4,000 Taka	1,314	5,004,550	0 to 2000 Taka	14,030	28,571,762
		4,001 Taka to 10,000 Taka	11,967	61,797,000	2001 to 5000	4,209	19,876,765
		10001 Taka to 30,000 Taka	2,835	51,809,249	5001 to 10000	2,479	3,998,695
		30001 Taka to 50,000 Taka	873	29,823,419	10001 to 20000	248	518,840
		50001 Taka to 1,00,000 Taka	205	12,326,986	20001 to above	21	376,905
		1,00,001 Taka to 3,00,000 Taka	23	3,437,250	-	-	-
		3,00,001 Taka and Above	6	675,500	-	-	-
		Total	17,223	164,873,954	Total	20,987	53,342,967
284	Jugabani Samaj Kallyan Sangstha (JSKS) 00244-00343-00326	Upto 4,000 Taka	984	1,607,394	0 to 2000 Taka	2,784	4,509,615
		4,001 Taka to 10,000 Taka	923	4,898,234	2001 to 5000	900	1,373,621
		10001 Taka to 30,000 Taka	773	10,124,070	5001 to 10000	253	1,706,437
		30001 Taka to 50,000 Taka	175	5,358,458	10001 to 20000	180	2,962,437
		50001 Taka to 1,00,000 Taka	74	4,644,878	20001 to above	52	2,050,805
		1,00,001 Taka to 3,00,000 Taka	29	3,419,394	-	-	-
		3,00,001 Taka and Above	2	778,260	-	-	-
		Total	2,960	30,830,688	Total	4,169	12,602,915

SL. No.	Name & Licence No	Loan Range	No of Borrowers in the Range	Amount of Loan Outstanding in the Ruange (in Tk.)	Savings Range	No. of Savers	Balance of Savings (in Tk.)	
285	Jugantar Samaj Unnayan Sangstha (JSUS) 00192-01282-00144	Upto 4,000 Taka	0	0	0 to 2000 Taka	780	1,501,720	
		4,001 Taka to 10,000 Taka	1,065	8,734,639	2001 to 5000	796	3,912,900	
		10001 Taka to 30,000 Taka	380	8,007,200	5001 to 10000	345	3,384,225	
		30001 Taka to 50,000 Taka	62	2,322,200	10001 to 20000	164	2,958,150	
		50001 Taka to 1,00,000 Taka	43	2,920,990	20001 to above	51	1,824,308	
		1,00,001 Taka to 3,00,000 Taka	21	2,407,477	-	-	-	-
		3,00,001 Taka and Above	-	-	-	-	-	-
	Total		1,571	24,392,506	Total	2,136	13,581,303	
286	Kaduty Bazar Khudra Babshayee Samiti 05106-01187-00677	Upto 4,000 Taka	-	-	0 to 2000 Taka	425	743,050	
		4,001 Taka to 10,000 Taka	440	3,780,500	2001 to 5000	395	1,905,500	
		10001 Taka to 30,000 Taka	400	7,520,246	5001 to 10000	145	1,251,400	
		30001 Taka to 50,000 Taka	80	3,212,000	10001 to 20000	28	431,625	
		50001 Taka to 1,00,000 Taka	25	1,490,500	20001 to above	12	327,830	
		1,00,001 Taka to 3,00,000 Taka	11	1,667,000	-	-	-	-
		3,00,001 Taka and Above	-	-	-	-	-	-
	Total		956	17,670,246	Total	1,005	4,659,405	
287	Kakon Bahumuki Unnayan Songstha (KBUS) 02418-00176-00540	Upto 4,000 Taka	-	-	0 to 2000 Taka	1,468	1,868,980	
		4,001 Taka to 10,000 Taka	1,089	6,534,770	2001 to 5000	327	1,079,134	
		10001 Taka to 30,000 Taka	548	6,086,721	5001 to 10000	72	510,840	
		30001 Taka to 50,000 Taka	48	1,035,675	10001 to 20000	34	419,560	
		50001 Taka to 1,00,000 Taka	17	812,555	20001 to above	11	259,765	
		1,00,001 Taka to 3,00,000 Taka	12	469,174	-	-	-	-
		3,00,001 Taka and Above	-	-	-	-	-	-
	Total		1,714	14,938,895	Total	1,912	4,138,279	
288	Karatoo Pally Unnoyan Shangstha 03022-02787-00607	Upto 4,000 Taka	30	162,240	0 to 2000 Taka	471	862,358	
		4,001 Taka to 10,000 Taka	404	4,258,020	2001 to 5000	75	296,904	
		10001 Taka to 30,000 Taka	75	261,980	5001 to 10000	4	44,427	
		30001 Taka to 50,000 Taka	-	-	10001 to 20000	-	-	
		50001 Taka to 1,00,000 Taka	-	-	20001 to above	-	-	
		1,00,001 Taka to 3,00,000 Taka	-	-	-	-	-	
		3,00,001 Taka and Above	-	-	-	-	-	
	Total		509	4,682,240	Total	550	1,203,689	

SL. No.	Name & Licence No	Loan Range	No of Borrowers in the Range	Amount of Loan Outstanding in the Ruage (in Tk.)	Savings Range	No. of Savers	Balance of Savings (in Tk.)	
289	Karmarjan 04487-01682-00132	Upto 4,000 Taka	321	1,395,031	0 to 2000 Taka	2,098	1,964,209	
		4,001 Taka to 10,000 Taka	1,403	12,899,796	2001 to 5000	871	2,467,902	
		10001 Taka to 30,000 Taka	309	4,799,311	5001 to 10000	134	989,192	
		30001 Taka to 50,000 Taka	97	3,406,791	10001 to 20000	39	465,022	
		50001 Taka to 1,00,000 Taka	82	2,708,761	20001 to above	27	994,202	
		1,00,001 Taka to 3,00,000 Taka	7	1,086,896	-	-	-	-
		3,00,001 Taka and Above	-	-	-	-	-	-
	Total		2,219	26,296,586	Total	3,169	6,880,527	
290	Karmojibi Kallyan Sangstha (KKS) 00796-04306-00428	Upto 4,000 Taka	-	-	0 to 2000 Taka	4,339	7,105,219	
		4,001 Taka to 10,000 Taka	3,756	33,511,032	2001 to 5000	2,975	11,475,382	
		10001 Taka to 30,000 Taka	1,580	47,018,889	5001 to 10000	1,111	9,912,355	
		30001 Taka to 50,000 Taka	825	31,235,375	10001 to 20000	174	3,170,006	
		50001 Taka to 1,00,000 Taka	83	5,187,299	20001 to above	174	6,617,608	
		1,00,001 Taka to 3,00,000 Taka	41	8,254,388	-	-	-	-
		3,00,001 Taka and Above	5	1,588,395	-	-	-	-
	Total		6,290	126,795,378	Total	8,773	38,280,570	
291	Khandaker Kallyan Trust and Organization 01632-02081-00638	Upto 4,000 Taka	25	42,875	0 to 2000 Taka	744	915,120	
		4,001 Taka to 10,000 Taka	662	1,886,700	2001 to 5000	453	1,159,680	
		10001 Taka to 30,000 Taka	193	2,383,550	5001 to 10000	42	265,860	
		30001 Taka to 50,000 Taka	49	550,025	10001 to 20000	15	283,950	
		50001 Taka to 1,00,000 Taka	6	123,428	20001 to above	14	212,731	
		1,00,001 Taka to 3,00,000 Taka	-	-	-	-	-	-
		3,00,001 Taka and Above	-	-	-	-	-	-
	Total		935	4,986,578	Total	1,268	2,837,341	
292	Khandokhetro Social Development Organization (K.S.D.O) 02196-00957-00601	Upto 4,000 Taka	17	61,370	0 to 2000 Taka	327	578,466	
		4,001 Taka to 10,000 Taka	129	1,034,935	2001 to 5000	258	848,868	
		10001 Taka to 30,000 Taka	244	3,604,474	5001 to 10000	219	800,156	
		30001 Taka to 50,000 Taka	136	4,435,651	10001 to 20000	177	899,888	
		50001 Taka to 1,00,000 Taka	132	4,848,448	20001 to above	-	-	
		1,00,001 Taka to 3,00,000 Taka	42	3,647,261	-	-	-	
		3,00,001 Taka and Above	-	-	-	-	-	
	Total		700	17,632,139	Total	981	3,127,378	

SL. No.	Name & Licence No	Loan Range	No of Borrowers in the Range	Amount of Loan Outstanding in the Range (in Tk.)	Savings Range	No. of Savers	Balance of Savings (in Tk.)
293	Kheya (Samaj Unnayan Sangstha) 00556-05019-00565	Upto 4,000 Taka	27	74,250	0 to 2000 Taka	484	580,271
		4,001 Taka to 10,000 Taka	79	570,775	2001 to 5000	513	1,245,309
		10001 Taka to 30,000 Taka	530	4,347,363	5001 to 10000	64	248,525
		30001 Taka to 50,000 Taka	1	38,350	10001 to 20000	9	140,823
		50001 Taka to 1,00,000 Taka	-	-	20001 to above	4	385,875
		1,00,001 Taka to 3,00,000 Taka	-	-	-	-	-
		3,00,001 Taka and Above	-	-	-	-	-
		Total	637	5,030,738	Total	1,074	2,600,803
294	Khulna Mukti Seba Sangstha (KMSS) 01222-00357-00035	Upto 4,000 Taka	18	26,486	0 to 2000 Taka	3,636	4,713,995
		4,001 Taka to 10,000 Taka	2,429	19,681,442	2001 to 5000	1,443	5,050,657
		10001 Taka to 30,000 Taka	1,374	9,293,000	5001 to 10000	53	381,600
		30001 Taka to 50,000 Taka	85	2,572,000	10001 to 20000	12	172,200
		50001 Taka to 1,00,000 Taka	42	1,628,000	20001 to above	4	104,600
		1,00,001 Taka to 3,00,000 Taka	-	-	-	-	-
		3,00,001 Taka and Above	-	-	-	-	-
		Total	3,948	33,200,928	Total	5,148	10,423,052
295	Koinonia 00171-00155-00151	Upto 4,000 Taka	4,050	16,060,525	0 to 2000 Taka	22,649	29,542,372
		4,001 Taka to 10,000 Taka	23,504	116,136,056	2001 to 5000	16,334	40,368,735
		10001 Taka to 30,000 Taka	9,885	99,201,443	5001 to 10000	3,048	17,552,702
		30001 Taka to 50,000 Taka	899	21,663,694	10001 to 20000	263	3,624,411
		50001 Taka to 1,00,000 Taka	-	-	20001 to above	24	586,600
		1,00,001 Taka to 3,00,000 Taka	-	-	-	-	-
		3,00,001 Taka and Above	-	-	-	-	-
		Total	38,338	253,061,718	Total	42,318	91,674,820
296	KPUS (Kushtia Palli Unnayan Sangstha) 01404-00160-00309	Upto 4,000 Taka	1,820	6,445,004	0 to 2000 Taka	6,065	9,608,809
		4,001 Taka to 10,000 Taka	3,732	26,423,445	2001 to 5000	2,789	9,149,448
		10001 Taka to 30,000 Taka	2,043	42,379,688	5001 to 10000	998	6,882,835
		30001 Taka to 50,000 Taka	313	11,231,477	10001 to 20000	141	1,802,092
		50001 Taka to 1,00,000 Taka	114	6,313,501	20001 to above	12	317,688
		1,00,001 Taka to 3,00,000 Taka	10	1,092,576	-	-	-
		3,00,001 Taka and Above	-	-	-	-	-
		Total	8,032	93,885,691	Total	10,005	27,760,872

SL. No.	Name & Licence No	Loan Range	No of Borrowers in the Range	Amount of Loan Outstanding in the Range (in Tk.)	Savings Range	No. of Savers	Balance of Savings (in Tk.)
297	Kri O Samaj Kallyan Sangstha (ASPO) 01515-00548-00213	Upto 4,000 Taka	1,528	6,453,114	0 to 2000 Taka	3,694	2,768,442
		4,001 Taka to 10,000 Taka	412	2,160,000	2001 to 5000	457	345,737
		10001 Taka to 30,000 Taka	78	1,423,670	5001 to 10000	-	-
		30001 Taka to 50,000 Taka	-	-	10001 to 20000	-	-
		50001 Taka to 1,00,000 Taka	-	-	20001 to above	-	-
		1,00,001 Taka to 3,00,000 Taka	-	-	-	-	-
		3,00,001 Taka and Above	-	-	-	-	-
		Total	2,018	10,036,784	Total	4,151	3,114,179
298	Lal Hossain Chowdhury Memorial Foundation 02774-00112-00639	Upto 4,000 Taka	-	-	0 to 2000 Taka	865	1,353,544
		4,001 Taka to 10,000 Taka	939	5,776,122	2001 to 5000	699	2,450,469
		10001 Taka to 30,000 Taka	570	6,499,900	5001 to 10000	167	1,409,905
		30001 Taka to 50,000 Taka	75	2,062,282	10001 to 20000	10	441,678
		50001 Taka to 1,00,000 Taka	3	96,871	20001 to above	5	129,983
		1,00,001 Taka to 3,00,000 Taka	-	-	-	-	-
		3,00,001 Taka and Above	-	-	-	-	-
		Total	1,587	14,435,175	Total	1,746	5,785,579
299	Lustre 03701-02567-00072	Upto 4,000 Taka	4	7,466	0 to 2000 Taka	356	411,230
		4,001 Taka to 10,000 Taka	186	856,298	2001 to 5000	186	542,102
		10001 Taka to 30,000 Taka	269	2,452,586	5001 to 10000	15	98,719
		30001 Taka to 50,000 Taka	1	18,657	10001 to 20000	4	47,213
		50001 Taka to 1,00,000 Taka	-	-	20001 to above	1	20,931
		1,00,001 Taka to 3,00,000 Taka	-	-	-	-	-
		3,00,001 Taka and Above	-	-	-	-	-
		Total	460	3,335,007	Total	562	1,120,195
300	Leya Health & Education Development Foundation 00037-01156-00286	Upto 4,000 Taka	225	877,500	0 to 2000 Taka	2,130	3,780,750
		4,001 Taka to 10,000 Taka	610	3,660,000	2001 to 5000	943	3,969,434
		10001 Taka to 30,000 Taka	1,586	19,507,800	5001 to 10000	238	1,987,300
		30001 Taka to 50,000 Taka	299	9,269,000	10001 to 20000	8	142,000
		50001 Taka to 1,00,000 Taka	10	550,000	20001 to above	2	56,600
		1,00,001 Taka to 3,00,000 Taka	2	267,960	-	-	-
		3,00,001 Taka and Above	-	-	-	-	-
		Total	2,732	34,132,260	Total	3,321	9,936,084

SL. No.	Name & Licence No	Loan Range	No of Borrowers in the Range	Amount of Loan Outstanding in the Range (in Tk.)	Savings Range	No. of Savers	Balance of Savings (in Tk.)
301	Life Association 03157-02459-00271	Upto 4,000 Taka	119	210,572	0 to 2000 Taka	675	1,392,710
		4,001 Taka to 10,000 Taka	2,681	6,098,112	2001 to 5000	322	320,925
		10001 Taka to 30,000 Taka	487	1,454,021	5001 to 10000	126	248,456
		30001 Taka to 50,000 Taka	10	104,251	10001 to 20000	5	60,185
		50001 Taka to 1,00,000 Taka	2	59,510	20001 to above	-	-
		1,00,001 Taka to 3,00,000 Taka	-	-	-	-	-
		3,00,001 Taka and Above	-	-	-	-	-
		Total	3,299	7,926,466	Total	1,123	1,962,091
302	Local Initiative for Empowerment (LIFE) 01481-01211-00238	Upto 4,000 Taka	119	210,572	0 to 2000 Taka	2,987	1,684,427
		4,001 Taka to 10,000 Taka	2,681	6,098,112	2001 to 5000	295	730,148
		10001 Taka to 30,000 Taka	487	1,454,021	5001 to 10000	12	81,536
		30001 Taka to 50,000 Taka	10	104,251	10001 to 20000	5	60,185
		50001 Taka to 1,00,000 Taka	2	59,510	20001 to above	-	-
		1,00,001 Taka to 3,00,000 Taka	-	-	-	-	-
		3,00,001 Taka and Above	-	-	-	-	-
		Total	3,299	7,926,466	Total	3,299	2,556,296
303	Maitree Palli Unnayan Sangathon (MPUS) 00471-00528-00492	Upto 4,000 Taka	16	51,200	0 to 2000 Taka	562	732,470
		4,001 Taka to 10,000 Taka	667	3,421,420	2001 to 5000	440	1,158,001
		10001 Taka to 30,000 Taka	349	4,099,501	5001 to 10000	157	663,020
		30001 Taka to 50,000 Taka	16	354,835	10001 to 20000	15	173,412
		50001 Taka to 1,00,000 Taka	11	640,663	20001 to above	1	42,080
		1,00,001 Taka to 3,00,000 Taka	-	-	-	-	-
		3,00,001 Taka and Above	-	-	-	-	-
		Total	1,059	8,567,619	Total	1,175	2,768,983
304	Maitree Seba Sangstha 02279-01355-00618	Upto 4,000 Taka	208	281,007	0 to 2000 Taka	613	674,068
		4,001 Taka to 10,000 Taka	289	1,299,591	2001 to 5000	383	1,294,714
		10001 Taka to 30,000 Taka	263	2,526,684	5001 to 10000	156	1,085,720
		30001 Taka to 50,000 Taka	64	1,516,903	10001 to 20000	52	700,729
		50001 Taka to 1,00,000 Taka	38	1,584,795	20001 to above	25	857,592
		1,00,001 Taka to 3,00,000 Taka	-	-	-	-	-
		3,00,001 Taka and Above	-	-	-	-	-
		Total	862	7,208,980	Total	1,229	4,612,823

SL. No.	Name & Licence No	Loan Range	No of Borrowers in the Range	Amount of Loan Outstanding in the Range (in Tk.)	Savings Range	No. of Savers	Balance of Savings (in Tk.)
305	Malancha Foundation of Bangladesh 00108-02555-00461	Upto 4,000 Taka	15	24,013	0 to 2000 Taka	530	498,817
		4,001 Taka to 10,000 Taka	165	700,298	2001 to 5000	316	979,560
		10001 Taka to 30,000 Taka	462	4,701,798	5001 to 10000	30	177,076
		30001 Taka to 50,000 Taka	-	-	10001 to 20000	1	10,346
		50001 Taka to 1,00,000 Taka	-	-	20001 to above	-	-
		1,00,001 Taka to 3,00,000 Taka	-	-	-	-	-
		3,00,001 Taka and Above	-	-	-	-	-
		Total	642	5,426,109	Total	877	1,665,799
306	Malek Jobeda Foundation 01276-00924-00507	Upto 4,000 Taka	1	1,422	0 to 2000 Taka	656	832,282
		4,001 Taka to 10,000 Taka	309	1,800,655	2001 to 5000	458	1,069,351
		10001 Taka to 30,000 Taka	476	5,962,473	5001 to 10000	110	518,773
		30001 Taka to 50,000 Taka	60	1,367,675	10001 to 20000	9	125,826
		50001 Taka to 1,00,000 Taka	29	1,282,251	20001 to above	3	127,000
		1,00,001 Taka to 3,00,000 Taka	-	-	-	-	-
		3,00,001 Taka and Above	-	-	-	-	-
		Total	875	10,414,476	Total	1,236	2,673,232
307	Mamata 00927-01082-00218	Upto 4,000 Taka	9,115	7,223,433	0 to 2000 Taka	23,757	15,107,206
		4,001 Taka to 10,000 Taka	6,169	49,938,219	2001 to 5000	11,897	52,502,539
		10001 Taka to 30,000 Taka	12,999	231,008,786	5001 to 10000	9,109	92,407,981
		30001 Taka to 50,000 Taka	4,799	164,104,324	10001 to 20000	6,656	124,513,319
		50001 Taka to 1,00,000 Taka	2,115	110,438,207	20001 to above	2,992	110,651,851
		1,00,001 Taka to 3,00,000 Taka	492	61,869,849	-	-	-
		3,00,001 Taka and Above	85	36,048,151	-	-	-
		Total	35,774	660,630,969	Total	54,411	395,182,896
308	Manab Kallayan Sangstha Comilla (MAKS COMILLA) 02169-02573-00716	Upto 4,000 Taka	259	393,680	0 to 2000 Taka	700	603,500
		4,001 Taka to 10,000 Taka	499	2,321,743	2001 to 5000	178	377,360
		10001 Taka to 30,000 Taka	161	2,443,980	5001 to 10000	104	542,880
		30001 Taka to 50,000 Taka	20	688,400	10001 to 20000	56	624,574
		50001 Taka to 1,00,000 Taka	2	110,000	20001 to above	2	62,021
		1,00,001 Taka to 3,00,000 Taka	-	-	-	-	-
		3,00,001 Taka and Above	-	-	-	-	-
		Total	941	5,957,803	Total	1,040	2,210,335

SL. No.	Name & Licence No	Loan Range	No of Borrowers in the Range	Amount of Loan Outstanding in the Range (in Tk.)	Savings Range	No. of Savers	Balance of Savings (in Tk.)	
309	Manab Sampad Umnayan Kendra (MASUK) 04591-03510-00359	Upto 4,000 Taka	964	2,250,704	0 to 2000 Taka	1,954	1,403,028	
		4,001 Taka to 10,000 Taka	655	7,574,850	2001 to 5000	769	1,820,544	
		10001 Taka to 30,000 Taka	514	6,792,581	5001 to 10000	175	1,136,550	
		30001 Taka to 50,000 Taka	65	1,879,521	10001 to 20000	8	90,525	
		50001 Taka to 1,00,000 Taka	15	814,800	20001 to above	2	75,725	
		1,00,001 Taka to 3,00,000 Taka	-	-	-	-	-	-
		3,00,001 Taka and Above	-	-	-	-	-	-
		Total	2,213	19,312,456	Total	2,908	4,526,372	
310	Manab Seba Ovjian 03352-01574-00339	Upto 4,000 Taka	459	1,093,734	0 to 2000 Taka	1,417	1,480,356	
		4,001 Taka to 10,000 Taka	768	5,428,633	2001 to 5000	1,528	4,842,282	
		10001 Taka to 30,000 Taka	1,049	17,920,336	5001 to 10000	507	3,513,031	
		30001 Taka to 50,000 Taka	116	4,877,435	10001 to 20000	302	4,225,699	
		50001 Taka to 1,00,000 Taka	78	5,817,353	20001 to above	205	7,787,220	
		1,00,001 Taka to 3,00,000 Taka	12	1,663,777	-	-	-	-
		3,00,001 Taka and Above	-	-	-	-	-	-
		Total	2,482	36,801,268	Total	3,959	21,848,588	
311	Manab Umnayan Kendra 04615-00668-00686	Upto 4,000 Taka	11	31,452	0 to 2000 Taka	813	540,924	
		4,001 Taka to 10,000 Taka	695	3,475,988	2001 to 5000	392	852,600	
		10001 Taka to 30,000 Taka	329	3,069,942	5001 to 10000	35	175,875	
		30001 Taka to 50,000 Taka	24	480,714	10001 to 20000	4	42,155	
		50001 Taka to 1,00,000 Taka	-	-	20001 to above	-	-	
		1,00,001 Taka to 3,00,000 Taka	-	-	-	-	-	
		3,00,001 Taka and Above	-	-	-	-	-	
		Total	1,059	7,058,096	Total	1,244	1,611,554	
312	Manabik Shahajya Sangstha 00165-01033-00233	Upto 4,000 Taka	2,259	7,586,051	0 to 2000 Taka	62,701	101,694,769	
		4,001 Taka to 10,000 Taka	27,410	184,437,369	2001 to 5000	48,231	164,656,477	
		10001 Taka to 30,000 Taka	84,063	752,475,631	5001 to 10000	19,130	116,068,774	
		30001 Taka to 50,000 Taka	13,013	235,259,424	10001 to 20000	9,199	97,285,571	
		50001 Taka to 1,00,000 Taka	4,912	211,778,845	20001 to above	3,119	81,603,331	
		1,00,001 Taka to 3,00,000 Taka	1,410	128,595,254	-	-	-	
		3,00,001 Taka and Above	108	25,544,839	-	-	-	
		Total	133,175	1,545,677,413	Total	142,380	561,308,922	

SL. No.	Name & Licence No	Loan Range	No of Borrowers in the Range	Amount of Loan Outstanding in the Range (in Tk.)	Savings Range	No. of Savers	Balance of Savings (in Tk.)	
313	Manabsampad Kallan Sangstha (MAKS) 03822-01223-00545	Upto 4,000 Taka	0	0	0 to 2000 Taka	421	814,375	
		4,001 Taka to 10,000 Taka	67	437,645	2001 to 5000	248	842,255	
		10001 Taka to 30,000 Taka	592	4,578,555	5001 to 10000	152	1,067,115	
		30001 Taka to 50,000 Taka	70	1,000,340	10001 to 20000	48	540,511	
		50001 Taka to 1,00,000 Taka	3	118,209	20001 to above	7	165,066	
		1,00,001 Taka to 3,00,000 Taka	-	-	-	-	-	-
		3,00,001 Taka and Above	-	-	-	-	-	-
		Total	732	6,134,749	Total	876	3,429,322	
314	Manob Kallyan Sangstha 00712-03137-00430	Upto 4,000 Taka	552	1,932,550	0 to 2000 Taka	1,248	2,158,900	
		4,001 Taka to 10,000 Taka	416	2,672,400	2001 to 5000	42	153,735	
		10001 Taka to 30,000 Taka	67	737,000	5001 to 10000	5	26,500	
		30001 Taka to 50,000 Taka	-	-	10001 to 20000	3	30,000	
		50001 Taka to 1,00,000 Taka	-	-	20001 to above	-	-	
		1,00,001 Taka to 3,00,000 Taka	-	-	-	-	-	
		3,00,001 Taka and Above	-	-	-	-	-	
		Total	1,035	5,341,950	Total	1,298	2,369,135	
315	Manob Sakti Umnayan Kendro (MSUK) 03457-02024-00067	Upto 4,000 Taka	2,206	6,364,737	0 to 2000 Taka	6,795	7,284,670	
		4,001 Taka to 10,000 Taka	3,485	26,495,688	2001 to 5000	1,987	5,517,106	
		10001 Taka to 30,000 Taka	1,303	21,503,243	5001 to 10000	163	1,067,030	
		30001 Taka to 50,000 Taka	22	833,160	10001 to 20000	22	279,712	
		50001 Taka to 1,00,000 Taka	17	1,115,356	20001 to above	-	-	
		1,00,001 Taka to 3,00,000 Taka	-	-	-	-	-	
		3,00,001 Taka and Above	-	-	-	-	-	
		Total	7,033	56,312,184	Total	8,967	14,148,518	
316	Manob Seba Sangstha 00002-04402-00556	Upto 4,000 Taka	210	150,735	0 to 2000 Taka	988	657,596	
		4,001 Taka to 10,000 Taka	511	1,815,601	2001 to 5000	290	939,593	
		10001 Taka to 30,000 Taka	254	2,427,102	5001 to 10000	30	188,479	
		30001 Taka to 50,000 Taka	1	13,215	10001 to 20000	-	-	
		50001 Taka to 1,00,000 Taka	-	-	20001 to above	-	-	
		1,00,001 Taka to 3,00,000 Taka	-	-	-	-	-	
		3,00,001 Taka and Above	-	-	-	-	-	
		Total	976	4,406,653	Total	1,308	1,785,668	

SL. No.	Name & Licence No	Loan Range	No of Borrowers in the Range	Amount of Loan Outstanding in the Range (in Tk.)	Savings Range	No. of Savers	Balance of Savings (in Tk.)
317	Manob Ummayan Karmosuchi 04676-04458-00654	Upto 4,000 Taka	2	4,211	0 to 2000 Taka	718	1,098,463
		4,001 Taka to 10,000 Taka	543	1,863,283	2001 to 5000	503	1,533,122
		10001 Taka to 30,000 Taka	601	5,274,225	5001 to 10000	23	127,296
		30001 Taka to 50,000 Taka	-	-	10001 to 20000	-	-
		50001 Taka to 1,00,000 Taka	-	-	20001 to above	-	-
		1,00,001 Taka to 3,00,000 Taka	-	-	-	-	-
		3,00,001 Taka and Above	-	-	-	-	-
	Total		1,146	7,141,719	Total	1,244	2,758,881
318	Mine Bohumukhi Samaj Kallan Samity 00404-00084-00472	Upto 4,000 Taka	297	938,520	0 to 2000 Taka	3,494	6,917,111
		4,001 Taka to 10,000 Taka	1,785	7,965,555	2001 to 5000	1,582	4,768,470
		10001 Taka to 30,000 Taka	1,122	5,577,511	5001 to 10000	117	742,950
		30001 Taka to 50,000 Taka	335	1,235,099	10001 to 20000	12	252,308
		50001 Taka to 1,00,000 Taka	21	1,235,099	20001 to above	-	-
		1,00,001 Taka to 3,00,000 Taka	-	-	-	-	-
		3,00,001 Taka and Above	-	-	-	-	-
	Total		3,560	19,346,701	Total	5,205	12,680,839
319	Mirzapur Paribesh Ummayan Foundation 0678-00342-00651	Upto 4,000 Taka	15	52,875	0 to 2000 Taka	535	1,003,125
		4,001 Taka to 10,000 Taka	300	2,175,720	2001 to 5000	278	1,278,800
		10001 Taka to 30,000 Taka	345	5,778,750	5001 to 10000	249	2,206,920
		30001 Taka to 50,000 Taka	128	1,585,930	10001 to 20000	52	860,600
		50001 Taka to 1,00,000 Taka	44	846,978	20001 to above	-	-
		1,00,001 Taka to 3,00,000 Taka	-	-	-	-	-
		3,00,001 Taka and Above	-	-	-	-	-
	Total		832	10,440,253	Total	1,114	5,349,445
320	Modern Development Organization (MDO) 01465-02227-00450	Upto 4,000 Taka	22	58,300	0 to 2000 Taka	1,211	2,119,250
		4,001 Taka to 10,000 Taka	403	3,042,650	2001 to 5000	1,038	3,646,015
		10001 Taka to 30,000 Taka	1,386	15,773,967	5001 to 10000	51	334,050
		30001 Taka to 50,000 Taka	21	1,030,000	10001 to 20000	7	78,750
		50001 Taka to 1,00,000 Taka	-	-	20001 to above	-	-
		1,00,001 Taka to 3,00,000 Taka	-	-	-	-	-
		3,00,001 Taka and Above	-	-	-	-	-
	Total		1,832	19,904,917	Total	2,307	6,178,065

SL. No.	Name & Licence No	Loan Range	No of Borrowers in the Range	Amount of Loan Outstanding in the Range (in Tk.)	Savings Range	No. of Savers	Balance of Savings (in Tk.)	
321	Mofossal Unnayan Sangstha 00172-02020-00315	Upto 4,000 Taka	28	39,917	0 to 2000 Taka	864	705,067	
		4,001 Taka to 10,000 Taka	294	1,255,360	2001 to 5000	421	1,341,259	
		10001 Taka to 30,000 Taka	540	5,752,734	5001 to 10000	130	875,420	
		30001 Taka to 50,000 Taka	77	1,704,757	10001 to 20000	29	385,304	
		50001 Taka to 1,00,000 Taka	7	375,809	20001 to above	1	25,073	
		1,00,001 Taka to 3,00,000 Taka	-	-	-	-	-	-
		3,00,001 Taka and Above	-	-	-	-	-	-
	Total	946	9,128,577	Total	1,445	3,332,123		
322	Mohila Bohumukhi Shikkha Kendra (MBSK) 03703-01005-00363	Upto 4,000 Taka	1,201	3,571,885	0 to 2000 Taka	15,425	19,854,759	
		4,001 Taka to 10,000 Taka	11,392	80,217,302	2001 to 5000	10,042	26,102,066	
		10001 Taka to 30,000 Taka	9,565	85,537,402	5001 to 10000	2,110	11,828,339	
		30001 Taka to 50,000 Taka	329	9,313,163	10001 to 20000	193	2,466,812	
		50001 Taka to 1,00,000 Taka	145	5,626,236	20001 to above	67	1,296,711	
		1,00,001 Taka to 3,00,000 Taka	24	1,939,738	-	-	-	-
		3,00,001 Taka and Above	-	-	-	-	-	-
	Total	22,656	186,205,726	Total	27,837	61,548,687		
323	Mother Advancement Assistance (MAA) 00785-00079-00223	Upto 4,000 Taka	181	830,000	0 to 2000 Taka	3,093	8,682,306	
		4,001 Taka to 10,000 Taka	1,357	3,110,000	2001 to 5000	1,022	5,185,450	
		10001 Taka to 30,000 Taka	1,249	6,076,128	5001 to 10000	725	2,986,840	
		30001 Taka to 50,000 Taka	363	8,739,101	10001 to 20000	92	1,530,000	
		50001 Taka to 1,00,000 Taka	171	3,894,000	20001 to above	18	396,098	
		1,00,001 Taka to 3,00,000 Taka	71	4,609,718	-	-	-	-
		3,00,001 Taka and Above	-	-	-	-	-	-
	Total	3,392	27,258,947	Total	4,950	18,780,694		
324	Moulik Babosthapon Sangstha (B,M,S) 00295-00985-00586	Upto 4,000 Taka	107	396,931	0 to 2000 Taka	1,012	1,274,440	
		4,001 Taka to 10,000 Taka	503	3,374,296	2001 to 5000	205	712,502	
		10001 Taka to 30,000 Taka	410	4,695,672	5001 to 10000	17	145,035	
		30001 Taka to 50,000 Taka	7	255,239	10001 to 20000	-	-	
		50001 Taka to 1,00,000 Taka	-	-	20001 to above	-	-	
		1,00,001 Taka to 3,00,000 Taka	-	-	-	-	-	-
		3,00,001 Taka and Above	-	-	-	-	-	-
	Total	1,027	8,722,138	Total	1,234	2,131,977		

SL. No.	Name & Licence No	Loan Range	No of Borrowers in the Range	Amount of Loan Outstanding in the Range (in Tk.)	Savings Range	No. of Savers	Balance of Savings (in Tk.)
325	Mousumi 00563-00229-00240	Upto 4,000 Taka	1,336	4,732,239	0 to 2000 Taka	9,925	17,815,375
		4,001 Taka to 10,000 Taka	5,695	50,228,844	2001 to 5000	5,426	12,622,485
		10001 Taka to 30,000 Taka	5,155	41,739,375	5001 to 10000	1,047	6,167,532
		30001 Taka to 50,000 Taka	164	11,638,760	10001 to 20000	124	2,330,580
		50001 Taka to 1,00,000 Taka	62	5,866,202	20001 to above	21	584,296
		1,00,001 Taka to 3,00,000 Taka	47	10,523,201	-	-	-
		3,00,001 Taka and Above	9	1,448,455	-	-	-
	Total		12,468	126,177,076	Total	16,543	39,520,268
326	Mukti Cox'sbazar 00908-00278-00272	Upto 4,000 Taka	2,318	15,837,930	0 to 2000 Taka	7,560	12,878,660
		4,001 Taka to 10,000 Taka	2,538	19,533,860	2001 to 5000	1,981	5,946,250
		10001 Taka to 30,000 Taka	2,016	11,521,330	5001 to 10000	890	5,703,439
		30001 Taka to 50,000 Taka	1,468	5,835,660	10001 to 20000	763	5,168,771
		50001 Taka to 1,00,000 Taka	654	15,245,990	20001 to above	156	971,660
		1,00,001 Taka to 3,00,000 Taka	149	6,551,597	-	-	-
		3,00,001 Taka and Above	-	-	-	-	-
	Total		9,143	74,526,367	Total	11,350	30,668,780
327	Mukti Nari-O-Shishu Ummayan Sangstha 01028-00279-00362	Upto 4,000 Taka	79	152,070	0 to 2000 Taka	1,603	1,533,719
		4,001 Taka to 10,000 Taka	948	4,306,117	2001 to 5000	884	2,789,586
		10001 Taka to 30,000 Taka	902	8,270,221	5001 to 10000	351	2,307,738
		30001 Taka to 50,000 Taka	90	2,091,494	10001 to 20000	88	1,134,726
		50001 Taka to 1,00,000 Taka	-	-	20001 to above	4	94,975
		1,00,001 Taka to 3,00,000 Taka	-	-	-	-	-
		3,00,001 Taka and Above	-	-	-	-	-
	Total		2,019	14,819,902	Total	2,930	7,860,744
328	Muktipath Ummayan Kendra 01119-00936-00306	Upto 4,000 Taka	3,013	12,052,000	0 to 2000 Taka	13,025	26,050,000
		4,001 Taka to 10,000 Taka	8,064	45,356,733	2001 to 5000	7,403	37,050,275
		10001 Taka to 30,000 Taka	3,012	45,176,988	5001 to 10000	958	9,590,958
		30001 Taka to 50,000 Taka	310	9,300,310	10001 to 20000	605	12,150,605
		50001 Taka to 1,00,000 Taka	130	6,500,130	20001 to above	198	23,927,898
		1,00,001 Taka to 3,00,000 Taka	63	6,300,063	-	-	-
		3,00,001 Taka and Above	-	-	-	-	-
	Total		14,592	124,686,224	Total	22,189	108,769,736

SL. No.	Name & Licence No	Loan Range	No of Borrowers in the Range	Amount of Loan Outstanding in the Range (in Tk.)	Savings Range	No. of Savers	Balance of Savings (in Tk.)
329	Muslim Aid Bangladesh 02764-00738-00368	Upto 4,000 Taka	688	3,485,396	0 to 2000 Taka	16,039	23,087,436
		4,001 Taka to 10,000 Taka	12,687	77,145,325	2001 to 5000	19,445	78,670,992
		10001 Taka to 30,000 Taka	30,252	281,523,943	5001 to 10000	17,260	112,814,873
		30001 Taka to 50,000 Taka	5,004	118,804,012	10001 to 20000	5,766	65,732,567
		50001 Taka to 1,00,000 Taka	1,877	83,227,286	20001 to above	300	6,949,285
		1,00,001 Taka to 3,00,000 Taka	12	1,717,338	-	-	-
		3,00,001 Taka and Above	-	-	-	-	-
		Total	50,520	565,903,300	Total	58,810	287,255,153
330	NABARUPA POLLY 00368-01984-00742	Upto 4,000 Taka	1,117	3,311,175	0 to 2000 Taka	1,792	1,337,058
		4,001 Taka to 10,000 Taka	453	2,033,154	2001 to 5000	451	1,161,776
		10001 Taka to 30,000 Taka	191	2,401,825	5001 to 10000	62	404,054
		30001 Taka to 50,000 Taka	32	1,107,040	10001 to 20000	23	284,142
		50001 Taka to 1,00,000 Taka	5	265,755	20001 to above	-	-
		1,00,001 Taka to 3,00,000 Taka	-	-	-	-	-
		3,00,001 Taka and Above	-	-	-	-	-
		Total	1,798	9,118,945	Total	2,328	3,187,030
331	Nabila Development Foundation of Bangladesh 00392-01066-00482	Upto 4,000 Taka	1,998	6,554,380	0 to 2000 Taka	2,742	5,599,788
		4,001 Taka to 10,000 Taka	1,351	6,903,116	2001 to 5000	1,710	7,553,560
		10001 Taka to 30,000 Taka	697	8,547,106	5001 to 10000	546	4,392,210
		30001 Taka to 50,000 Taka	146	4,514,363	10001 to 20000	252	3,158,323
		50001 Taka to 1,00,000 Taka	94	4,655,370	20001 to above	122	4,473,465
		1,00,001 Taka to 3,00,000 Taka	65	3,048,561	-	-	-
		3,00,001 Taka and Above	-	-	-	-	-
		Total	4,351	34,222,896	Total	5,372	25,177,346
332	Nabolok Parishad 01045-00591-00158	Upto 4,000 Taka	457	1,715,578	0 to 2000 Taka	14,452	28,643,864
		4,001 Taka to 10,000 Taka	8,431	69,634,412	2001 to 5000	2,477	10,347,651
		10001 Taka to 30,000 Taka	2,009	20,939,807	5001 to 10000	1,357	10,234,494
		30001 Taka to 50,000 Taka	1,375	58,521,375	10001 to 20000	143	2,838,979
		50001 Taka to 1,00,000 Taka	877	45,964,447	20001 to above	47	1,104,506
		1,00,001 Taka to 3,00,000 Taka	183	19,259,103	-	-	-
		3,00,001 Taka and Above	11	3,511,457	-	-	-
		Total	13,343	219,546,179	Total	18,476	53,169,494

SL. No.	Name & Licence No	Loan Range	No of Borrowers in the Range	Amount of Loan Outstanding in the Range (in Tk.)	Savings Range	No. of Savers	Balance of Savings (in Tk.)
333	Namuja Orthonoitic Umnayan Sangstha (NEDO) 00697-02433-00514	Upto 4,000 Taka	34	72,620	0 to 2000 Taka	1,138	1,477,687
		4,001 Taka to 10,000 Taka	671	4,212,106	2001 to 5000	979	2,887,449
		10001 Taka to 30,000 Taka	1,054	14,025,635	5001 to 10000	141	955,473
		30001 Taka to 50,000 Taka	154	5,159,407	10001 to 20000	12	146,744
		50001 Taka to 1,00,000 Taka	-	-	20001 to above	1	21,483
		1,00,001 Taka to 3,00,000 Taka	-	-	-	-	-
		3,00,001 Taka and Above	-	-	-	-	-
		Total	1,913	23,469,768	Total	2,271	5,488,836
334	Nari Maitree 00976-03082-00575	Upto 4,000 Taka	149	715,595	0 to 2000 Taka	5,093	13,348,285
		4,001 Taka to 10,000 Taka	1,416	11,760,533	2001 to 5000	-	-
		10001 Taka to 30,000 Taka	2,163	17,794,274	5001 to 10000	-	-
		30001 Taka to 50,000 Taka	59	1,626,775	10001 to 20000	-	-
		50001 Taka to 1,00,000 Taka	5	199,200	20001 to above	-	-
		1,00,001 Taka to 3,00,000 Taka	1	183,335	-	-	-
		3,00,001 Taka and Above	-	-	-	-	-
		Total	3,793	32,279,712	Total	5,093	13,348,285
335	Nari Uddog Kendra (NUK) 00206-00025-00149	Upto 4,000 Taka	21	124,961	0 to 2000 Taka	740	1,032,633
		4,001 Taka to 10,000 Taka	336	1,710,716	2001 to 5000	752	1,592,358
		10001 Taka to 30,000 Taka	243	1,884,451	5001 to 10000	237	1,139,517
		30001 Taka to 50,000 Taka	110	2,054,759	10001 to 20000	112	992,182
		50001 Taka to 1,00,000 Taka	1	46,325	20001 to above	10	259,128
		1,00,001 Taka to 3,00,000 Taka	-	-	-	-	-
		3,00,001 Taka and Above	-	-	-	-	-
		Total	711	5,821,212	Total	1,851	5,015,818
336	Nari-O-Shishu Kallyan Sangstha (NSKS) 00102-01763-00137	Upto 4,000 Taka	163	1,234,706	0 to 2000 Taka	8,867	22,046,483
		4,001 Taka to 10,000 Taka	5,164	36,850,205	2001 to 5000	4,268	10,611,750
		10001 Taka to 30,000 Taka	5,525	50,426,929	5001 to 10000	1,569	3,901,086
		30001 Taka to 50,000 Taka	1,442	23,761,448	10001 to 20000	219	544,511
		50001 Taka to 1,00,000 Taka	166	7,706,499	20001 to above	6	14,918
		1,00,001 Taka to 3,00,000 Taka	-	-	-	-	-
		3,00,001 Taka and Above	-	-	-	-	-
		Total	12,460	119,979,787	Total	14,929	37,118,748

SL. No.	Name & Licence No	Loan Range	No of Borrowers in the Range	Amount of Loan Outstanding in the Range (in Tk.)	Savings Range	No. of Savers	Balance of Savings (in Tk.)
337	Naria Unnayan Samity (NUSA) 00064-00327-00422	Upto 4,000 Taka	60	150,000	0 to 2000 Taka	16,630	29,934,000
		4,001 Taka to 10,000 Taka	3,686	18,430,000	2001 to 5000	6,179	26,569,700
		10001 Taka to 30,000 Taka	11,946	129,341,336	5001 to 10000	1,235	9,386,000
		30001 Taka to 50,000 Taka	1,790	34,010,000	10001 to 20000	565	9,399,270
		50001 Taka to 1,00,000 Taka	780	35,100,000	20001 to above	211	9,495,000
		1,00,001 Taka to 3,00,000 Taka	615	62,115,000	-	-	-
		3,00,001 Taka and Above	15	4,515,000	-	-	-
	Total	18,892	283,661,336	Total	24,820	84,783,970	
338	Narail Ashar Alo Foundation 05668-04317-00606	Upto 4,000 Taka	242	921,349	0 to 2000 Taka	788	196,346
		4,001 Taka to 10,000 Taka	429	1,201,651	2001 to 5000	210	130,960
		10001 Taka to 30,000 Taka	150	290,540	5001 to 10000	40	132,240
		30001 Taka to 50,000 Taka	86	375,743	10001 to 20000	6	72,350
		50001 Taka to 1,00,000 Taka	4	253,932	20001 to above	1	37,820
		1,00,001 Taka to 3,00,000 Taka	1	44,250	-	-	-
		3,00,001 Taka and Above	0	0	-	-	-
	Total	912	3,087,465	Total	1,045	569,716	
339	National Development Council (NDC) 00260-01715-00123	Upto 4,000 Taka	165	308,950	0 to 2000 Taka	345	553,920
		4,001 Taka to 10,000 Taka	302	1,301,720	2001 to 5000	265	1,125,229
		10001 Taka to 30,000 Taka	273	4,365,575	5001 to 10000	176	248,944
		30001 Taka to 50,000 Taka	-	-	10001 to 20000	-	-
		50001 Taka to 1,00,000 Taka	-	-	20001 to above	-	-
		1,00,001 Taka to 3,00,000 Taka	-	-	-	-	-
		3,00,001 Taka and Above	-	-	-	-	-
	Total	740	5,976,245	Total	786	1,928,093	
340	National Development Programme (NDP) 01229-00332-00222	Upto 4,000 Taka	4,037	14,172,242	0 to 2000 Taka	33,905	24,973,632
		4,001 Taka to 10,000 Taka	18,117	140,606,103	2001 to 5000	22,909	80,456,408
		10001 Taka to 30,000 Taka	28,149	334,234,825	5001 to 10000	8,469	47,121,516
		30001 Taka to 50,000 Taka	2,961	85,705,307	10001 to 20000	1,684	19,210,449
		50001 Taka to 1,00,000 Taka	1,934	91,950,877	20001 to above	160	4,002,065
		1,00,001 Taka to 3,00,000 Taka	493	40,209,728	-	-	-
		3,00,001 Taka and Above	8	1,389,441	-	-	-
	Total	55,699	708,268,523	Total	67,127	175,764,070	

SL. No.	Name & Licence No	Loan Range	No of Borrowers in the Range	Amount of Loan Outstanding in the Range (in Tk.)	Savings Range	No. of Savers	Balance of Savings (in Tk.)
341	Nawbagonj Integrated Poverty Allevation Foundation 05827-02134-00646	Upto 4,000 Taka	1	1,750	0 to 2000 Taka	298	374,983
		4,001 Taka to 10,000 Taka	217	938,368	2001 to 5000	250	735,556
		10001 Taka to 30,000 Taka	243	2,701,340	5001 to 10000	114	749,985
		30001 Taka to 50,000 Taka	40	844,758	10001 to 20000	12	158,197
		50001 Taka to 1,00,000 Taka	-	-	20001 to above	-	-
		1,00,001 Taka to 3,00,000 Taka	-	-	-	-	-
		3,00,001 Taka and Above	-	-	-	-	-
		Total	501	4,486,216	Total	674	2,018,721
342	Nazir (Naton Zibon Rochi) 02489-00089-00139	Upto 4,000 Taka	119	461,111	0 to 2000 Taka	957	1,818,300
		4,001 Taka to 10,000 Taka	1,292	8,133,995	2001 to 5000	1,012	3,059,208
		10001 Taka to 30,000 Taka	212	2,897,333	5001 to 10000	69	40,890
		30001 Taka to 50,000 Taka	13	373,778	10001 to 20000	4	43,501
		50001 Taka to 1,00,000 Taka	8	611,112	20001 to above	1	21,680
		1,00,001 Taka to 3,00,000 Taka	-	-	-	-	-
		3,00,001 Taka and Above	-	-	-	-	-
		Total	1,644	12,477,329	Total	2,043	4,983,579
343	Nazrul Smriti Sangsad (N.S.S) 02786-01857-00711	Upto 4,000 Taka	32	121,320	0 to 2000 Taka	425	612,306
		4,001 Taka to 10,000 Taka	218	1,528,340	2001 to 5000	473	1,598,530
		10001 Taka to 30,000 Taka	430	3,077,590	5001 to 10000	192	897,440
		30001 Taka to 50,000 Taka	117	2,117,545	10001 to 20000	63	716,370
		50001 Taka to 1,00,000 Taka	13	672,430	20001 to above	7	122,320
		1,00,001 Taka to 3,00,000 Taka	-	-	-	-	-
		3,00,001 Taka and Above	-	-	-	-	-
		Total	810	7,517,225	Total	1,160	3,946,966
344	NEDA Society 01666-00838-00508	Upto 4,000 Taka	11	28,049	0 to 2000 Taka	504	551,666
		4,001 Taka to 10,000 Taka	184	841,778	2001 to 5000	492	1,510,174
		10001 Taka to 30,000 Taka	490	6,031,743	5001 to 10000	127	817,247
		30001 Taka to 50,000 Taka	77	1,709,182	10001 to 20000	27	285,173
		50001 Taka to 1,00,000 Taka	22	1,097,775	20001 to above	3	108,741
		1,00,001 Taka to 3,00,000 Taka	-	-	-	-	-
		3,00,001 Taka and Above	-	-	-	-	-
		Total	784	9,708,527	Total	1,153	3,273,001

SL. No.	Name & Licence No	Loan Range	No of Borrowers in the Range	Amount of Loan Outstanding in the Range (in Tk.)	Savings Range	No. of Savers	Balance of Savings (in Tk.)
345	NEED 02320-03605-00420	Upto 4,000 Taka	965	3,842,667	0 to 2000 Taka	1,437	2,578,924
		4,001 Taka to 10,000 Taka	478	3,136,956	2001 to 5000	676	2,465,320
		10001 Taka to 30,000 Taka	147	2,424,650	5001 to 10000	233	1,632,375
		30001 Taka to 50,000 Taka	59	1,685,530	10001 to 20000	17	457,879
		50001 Taka to 1,00,000 Taka	69	1,549,031	20001 to above	-	-
		1,00,001 Taka to 3,00,000 Taka	-	-	-	-	-
		3,00,001 Taka and Above	-	-	-	-	-
		Total	1,718	12,638,834	Total	2,363	7,134,498
346	Need Foundation 02891-00626-00581	Upto 4,000 Taka	1,235	2,038,258	0 to 2000 Taka	1,831	1,870,395
		4,001 Taka to 10,000 Taka	653	2,145,655	2001 to 5000	427	1,266,055
		10001 Taka to 30,000 Taka	215	1,387,875	5001 to 10000	162	1,110,487
		30001 Taka to 50,000 Taka	107	1,376,073	10001 to 20000	-	-
		50001 Taka to 1,00,000 Taka	48	443,327	20001 to above	-	-
		1,00,001 Taka to 3,00,000 Taka	-	-	-	-	-
		3,00,001 Taka and Above	-	-	-	-	-
		Total	2,258	7,391,188	Total	2,420	4,246,937
347	NEED Manabik Unnayan Kendra 01048-02421-00604	Upto 4,000 Taka	102	408,000	0 to 2000 Taka	394	555,149
		4,001 Taka to 10,000 Taka	1,020	4,033,084	2001 to 5000	898	2,175,600
		10001 Taka to 30,000 Taka	269	5,380,000	5001 to 10000	245	1,670,245
		30001 Taka to 50,000 Taka	-	-	10001 to 20000	108	1,008,000
		50001 Taka to 1,00,000 Taka	-	-	20001 to above	-	-
		1,00,001 Taka to 3,00,000 Taka	-	-	-	-	-
		3,00,001 Taka and Above	-	-	-	-	-
		Total	1,391	9,821,084	Total	1,645	5,408,994
348	Network for Universal Services and Rural Advancement 01799-03314-00059	Upto 4,000 Taka	857	1,503,200	0 to 2000 Taka	1,635	2,004,285
		4,001 Taka to 10,000 Taka	825	3,508,950	2001 to 5000	1,050	3,028,560
		10001 Taka to 30,000 Taka	460	4,882,300	5001 to 10000	499	2,931,705
		30001 Taka to 50,000 Taka	119	3,765,900	10001 to 20000	101	1,363,782
		50001 Taka to 1,00,000 Taka	41	750,910	20001 to above	-	-
		1,00,001 Taka to 3,00,000 Taka	-	-	-	-	-
		3,00,001 Taka and Above	-	-	-	-	-
		Total	2,302	14,411,260	Total	3,285	9,328,332

SL. No.	Name & Licence No	Loan Range	No of Borrowers in the Range	Amount of Loan Outstanding in the Range (in Tk.)	Savings Range	No. of Savers	Balance of Savings (in Tk.)
349	New Era Foundation 02408-01107-00061	Upto 4,000 Taka	105	253,265	0 to 2000 Taka	4,742	6,294,698
		4,001 Taka to 10,000 Taka	2,502	12,632,994	2001 to 5000	5,963	19,253,523
		10001 Taka to 30,000 Taka	6,789	138,660,225	5001 to 10000	1,700	10,672,610
		30001 Taka to 50,000 Taka	690	12,542,146	10001 to 20000	546	7,031,579
		50001 Taka to 1,00,000 Taka	481	28,211,343	20001 to above	98	2,890,238
		1,00,001 Taka to 3,00,000 Taka	137	17,977,588	-	-	-
		3,00,001 Taka and Above	4	1,334,723	-	-	-
	Total		10,708	211,612,284	Total	13,049	46,142,648
350	New Initiative for Empowerment of the Poor 01053-01207-00566	Upto 4,000 Taka	4	6,472	0 to 2000 Taka	715	1,424,355
		4,001 Taka to 10,000 Taka	345	1,992,491	2001 to 5000	416	1,163,566
		10001 Taka to 30,000 Taka	621	5,670,434	5001 to 10000	125	851,659
		30001 Taka to 50,000 Taka	76	1,400,135	10001 to 20000	33	409,780
		50001 Taka to 1,00,000 Taka	10	522,652	20001 to above	2	49,467
		1,00,001 Taka to 3,00,000 Taka	1	110,000	-	-	-
		3,00,001 Taka and Above	-	0	-	-	-
	Total		1,057	9,702,184	Total	1,291	3,898,827
351	Nijera Shikhi 01415-01575-00347	Upto 4,000 Taka	19	19,856	0 to 2000 Taka	494	414,035
		4,001 Taka to 10,000 Taka	276	1,409,456	2001 to 5000	145	526,360
		10001 Taka to 30,000 Taka	217	2,585,538	5001 to 10000	40	270,388
		30001 Taka to 50,000 Taka	8	145,438	10001 to 20000	3	48,975
		50001 Taka to 1,00,000 Taka	-	-	20001 to above	-	-
		1,00,001 Taka to 3,00,000 Taka	-	-	-	-	-
		3,00,001 Taka and Above	-	-	-	-	-
	Total		520	4,160,288	Total	682	1,259,758
352	Nirapad Islami Gram Unnayan Sangstha 02837-01724-00602	Upto 4,000 Taka	793	5,244,590	0 to 2000 Taka	1,000	2,000,455
		4,001 Taka to 10,000 Taka	787	6,791,300	2001 to 5000	750	3,030,696
		10001 Taka to 30,000 Taka	512	4,145,137	5001 to 10000	509	4,072,000
		30001 Taka to 50,000 Taka	123	3,930,500	10001 to 20000	88	1,058,350
		50001 Taka to 1,00,000 Taka	42	2,088,610	20001 to above	39	585,000
		1,00,001 Taka to 3,00,000 Taka	-	-	-	-	-
		3,00,001 Taka and Above	-	-	-	-	-
	Total		2,257	22,200,137	Total	2,386	10,746,501

SL. No.	Name & Licence No	Loan Range	No of Borrowers in the Range	Amount of Loan Outstanding in the Ruage (in Tk.)	Savings Range	No. of Savers	Balance of Savings (in Tk.)
353	Nirapod Samaj 02611-01592-00675	Upto 4,000 Taka	307	866,716	0 to 2000 Taka	391	362,511
		4,001 Taka to 10,000 Taka	231	1,534,995	2001 to 5000	449	945,145
		10001 Taka to 30,000 Taka	139	1,792,325	5001 to 10000	229	1,171,335
		30001 Taka to 50,000 Taka	101	3,642,807	10001 to 20000	129	1,418,871
		50001 Taka to 1,00,000 Taka	67	4,762,303	20001 to above	29	559,750
		1,00,001 Taka to 3,00,000 Taka	14	1,945,690	-	-	-
		3,00,001 Taka and Above	-	-	-	-	-
		Total	859	14,544,836	Total	1,227	4,457,612
354	Nirman Sangathan 1489-03241-00535	Upto 4,000 Taka	1,114	3,468,708	0 to 2000 Taka	1,041	2,278,280
		4,001 Taka to 10,000 Taka	72	463,340	2001 to 5000	205	725,230
		10001 Taka to 30,000 Taka	36	660,470	5001 to 10000	51	340,560
		30001 Taka to 50,000 Taka	15	520,560	10001 to 20000	35	440,580
		50001 Taka to 1,00,000 Taka	3	182,600	20001 to above	-	-
		1,00,001 Taka to 3,00,000 Taka	-	-	-	-	-
		3,00,001 Taka and Above	-	-	-	-	-
		Total	1,240	5,295,678	Total	1,332	3,784,650
355	Nirmol Foundation 01021-00508-00580	Upto 4,000 Taka	240	440,004	0 to 2000 Taka	468	269,081
		4,001 Taka to 10,000 Taka	314	2,209,903	2001 to 5000	212	710,965
		10001 Taka to 30,000 Taka	220	3,573,322	5001 to 10000	207	1,392,262
		30001 Taka to 50,000 Taka	5	191,116	10001 to 20000	96	1,170,717
		50001 Taka to 1,00,000 Taka	1	56,221	20001 to above	4	84,314
		1,00,001 Taka to 3,00,000 Taka	-	-	-	-	-
		3,00,001 Taka and Above	-	-	-	-	-
		Total	780	6,470,566	Total	987	3,627,339
356	Nirmola Dustha Kallyan Sangtha 04817-01301-00609	Upto 4,000 Taka	21	36,741	0 to 2000 Taka	490	450,326
		4,001 Taka to 10,000 Taka	402	1,367,194	2001 to 5000	412	1,332,522
		10001 Taka to 30,000 Taka	312	2,382,147	5001 to 10000	111	648,425
		30001 Taka to 50,000 Taka	5	43,279	10001 to 20000	-	-
		50001 Taka to 1,00,000 Taka	-	-	20001 to above	-	-
		1,00,001 Taka to 3,00,000 Taka	-	-	-	-	-
		3,00,001 Taka and Above	-	-	-	-	-
		Total	740	3,829,361	Total	1,013	2,431,273

SL. No.	Name & Licence No	Loan Range	No of Borrowers in the Range	Amount of Loan Outstanding in the Range (in Tk.)	Savings Range	No. of Savers	Balance of Savings (in Tk.)
357	Nishkriti 02867-00786-00378	Upto 4,000 Taka	185	163,326	0 to 2000 Taka	5,013	3,462,932
		4,001 Taka to 10,000 Taka	3,128	14,744,249	2001 to 5000	2,968	9,600,041
		10001 Taka to 30,000 Taka	2,665	29,732,875	5001 to 10000	1,708	12,019,573
		30001 Taka to 50,000 Taka	545	13,693,534	10001 to 20000	717	9,406,022
		50001 Taka to 1,00,000 Taka	87	4,688,742	20001 to above	147	4,450,508
		1,00,001 Taka to 3,00,000 Taka	50	5,000,937	-	-	-
		3,00,001 Taka and Above	-	-	-	-	-
		Total	6,660	68,023,663	Total	10,553	38,939,076
358	Niskrity Foundation 02640-01133-00352	Upto 4,000 Taka	119	289,764	0 to 2000 Taka	2,754	4,004,696
		4,001 Taka to 10,000 Taka	1,315	6,460,421	2001 to 5000	732	2,582,198
		10001 Taka to 30,000 Taka	910	7,913,283	5001 to 10000	164	877,536
		30001 Taka to 50,000 Taka	146	2,335,224	10001 to 20000	17	195,728
		50001 Taka to 1,00,000 Taka	13	930,052	20001 to above	2	95,000
		1,00,001 Taka to 3,00,000 Taka	4	300,705	-	-	-
		3,00,001 Taka and Above	-	-	-	-	-
		Total	2,507	18,229,449	Total	3,669	7,755,158
359	Noakhali Rural Action Society (N-RAS) 02475-01522-00392	Upto 4,000 Taka	0	0	0 to 2000 Taka	173	141,380
		4,001 Taka to 10,000 Taka	129	669,796	2001 to 5000	217	736,374
		10001 Taka to 30,000 Taka	258	2,842,275	5001 to 10000	124	837,192
		30001 Taka to 50,000 Taka	21	534,800	10001 to 20000	37	522,637
		50001 Taka to 1,00,000 Taka	-	-	20001 to above	-	-
		1,00,001 Taka to 3,00,000 Taka	-	-	-	-	-
		3,00,001 Taka and Above	-	-	-	-	-
		Total	408	4,046,871	Total	551	2,237,583
360	Noakhali Rural Development Society 01514-02005-00116	Upto 4,000 Taka	2,598	5,517,509	0 to 2000 Taka	23,020	34,748,189
		4,001 Taka to 10,000 Taka	15,515	109,502,400	2001 to 5000	13,697	54,535,578
		10001 Taka to 30,000 Taka	6,335	104,844,250	5001 to 10000	5,609	38,533,830
		30001 Taka to 50,000 Taka	848	27,466,720	10001 to 20000	1,509	18,719,145
		50001 Taka to 1,00,000 Taka	167	9,201,140	20001 to above	878	20,518,860
		1,00,001 Taka to 3,00,000 Taka	53	6,142,170	-	-	-
		3,00,001 Taka and Above	-	-	-	-	-
		Total	25,516	262,674,189	Total	44,713	167,055,602

SL. No.	Name & Licence No	Loan Range	No of Borrowers in the Range	Amount of Loan Outstanding in the Range (in Tk.)	Savings Range	No. of Savers	Balance of Savings (in Tk.)
361	Noble Education & Literary Society 01361-00347-00418	Upto 4,000 Taka	13	46,000	0 to 2000 Taka	1,650	2,212,464
		4,001 Taka to 10,000 Taka	1,511	8,898,890	2001 to 5000	933	2,332,500
		10001 Taka to 30,000 Taka	945	7,766,450	5001 to 10000	154	945,250
		30001 Taka to 50,000 Taka	21	820,140	10001 to 20000	21	217,500
		50001 Taka to 1,00,000 Taka	-	-	20001 to above	-	-
		1,00,001 Taka to 3,00,000 Taka	-	-	-	-	-
		3,00,001 Taka and Above	-	-	-	-	-
		Total	2,490	17,531,480	Total	2,758	5,707,314
362	Nobo Jibon 01510-00598-00166	Upto 4,000 Taka	462	631,600	0 to 2000 Taka	2,417	3,165,034
		4,001 Taka to 10,000 Taka	731	2,997,100	2001 to 5000	876	2,381,376
		10001 Taka to 30,000 Taka	915	4,776,496	5001 to 10000	203	1,108,380
		30001 Taka to 50,000 Taka	155	4,705,560	10001 to 20000	48	544,800
		50001 Taka to 1,00,000 Taka	87	4,354,450	20001 to above	25	563,500
		1,00,001 Taka to 3,00,000 Taka	18	1,836,790	-	-	-
		3,00,001 Taka and Above	-	-	-	-	-
		Total	2,368	19,301,996	Total	3,569	7,763,090
363	North Bengal Rural Development Society 02678-04178-00660	Upto 4,000 Taka	442	642,555	0 to 2000 Taka	1,021	781,065
		4,001 Taka to 10,000 Taka	773	4,837,604	2001 to 5000	809	2,310,159
		10001 Taka to 30,000 Taka	260	3,473,568	5001 to 10000	203	1,440,620
		30001 Taka to 50,000 Taka	38	1,324,140	10001 to 20000	33	516,447
		50001 Taka to 1,00,000 Taka	14	467,107	20001 to above	15	384,750
		1,00,001 Taka to 3,00,000 Taka	-	-	-	-	-
		3,00,001 Taka and Above	-	-	-	-	-
		Total	1,527	10,744,974	Total	2,297	5,433,041
364	North Glint Education Development Foundation 00421-01350-00513	Upto 4,000 Taka	165	497,375	0 to 2000 Taka	1,054	852,739
		4,001 Taka to 10,000 Taka	963	4,325,840	2001 to 5000	221	375,450
		10001 Taka to 30,000 Taka	78	775,185	5001 to 10000	-	-
		30001 Taka to 50,000 Taka	-	-	10001 to 20000	-	-
		50001 Taka to 1,00,000 Taka	-	-	20001 to above	-	-
		1,00,001 Taka to 3,00,000 Taka	-	-	-	-	-
		3,00,001 Taka and Above	-	-	-	-	-
		Total	1,206	5,598,400	Total	1,275	1,228,189

SL. No.	Name & Licence No	Loan Range	No of Borrowers in the Range	Amount of Loan Outstanding in the Range (in Tk.)	Savings Range	No. of Savers	Balance of Savings (in Tk.)
365	Notun Shathi 04791-03146-00284	Upto 4,000 Taka	13	46,000	0 to 2000 Taka	1,650	2,212,464
		4,001 Taka to 10,000 Taka	1,511	8,898,890	2001 to 5000	933	2,332,500
		10001 Taka to 30,000 Taka	945	7,766,450	5001 to 10000	154	945,250
		30001 Taka to 50,000 Taka	21	820,140	10001 to 20000	21	217,500
		50001 Taka to 1,00,000 Taka	-	-	20001 to above	-	-
		1,00,001 Taka to 3,00,000 Taka	-	-	-	-	-
		3,00,001 Taka and Above	-	-	-	-	-
		Total	2,490	17,531,480	Total	2,758	5,707,314
366	Nowabanki Gonomukhi Foundation 01519-00587-00345	Upto 4,000 Taka	462	631,600	0 to 2000 Taka	2,417	3,165,034
		4,001 Taka to 10,000 Taka	731	2,997,100	2001 to 5000	876	2,381,376
		10001 Taka to 30,000 Taka	915	4,776,496	5001 to 10000	203	1,108,380
		30001 Taka to 50,000 Taka	155	4,705,560	10001 to 20000	48	544,800
		50001 Taka to 1,00,000 Taka	87	4,354,450	20001 to above	25	563,500
		1,00,001 Taka to 3,00,000 Taka	18	1,836,790	-	-	-
		3,00,001 Taka and Above	-	-	-	-	-
		Total	2,368	19,301,996	Total	3,569	7,763,090
367	Nowjuwan 01022-00629-00168	Upto 4,000 Taka	442	642,555	0 to 2000 Taka	1,021	781,065
		4,001 Taka to 10,000 Taka	773	4,837,604	2001 to 5000	809	2,310,159
		10001 Taka to 30,000 Taka	260	3,473,568	5001 to 10000	203	1,440,620
		30001 Taka to 50,000 Taka	38	1,324,140	10001 to 20000	33	516,447
		50001 Taka to 1,00,000 Taka	14	467,107	20001 to above	15	384,750
		1,00,001 Taka to 3,00,000 Taka	-	0	-	-	-
		3,00,001 Taka and Above	-	0	-	-	-
		Total	1,527	10,744,974	Total	2,297	5,433,041
368	OCAB Society 01169-04138-00156	Upto 4,000 Taka	165	497,375	0 to 2000 Taka	1,054	852,739
		4,001 Taka to 10,000 Taka	963	4,325,840	2001 to 5000	221	375,450
		10001 Taka to 30,000 Taka	78	775,185	5001 to 10000	-	-
		30001 Taka to 50,000 Taka	-	-	10001 to 20000	-	-
		50001 Taka to 1,00,000 Taka	-	-	20001 to above	-	-
		1,00,001 Taka to 3,00,000 Taka	-	-	-	-	-
		3,00,001 Taka and Above	-	-	-	-	-
		Total	1,206	5,598,400	Total	1,275	1,228,189

SL. No.	Name & Licence No	Loan Range	No of Borrowers in the Range	Amount of Loan Outstanding in the Range (in Tk.)	Savings Range	No. of Savers	Balance of Savings (in Tk.)
369	OPCA (Organization for the Poor Community Advancement) 01620-02596-00314	Upto 4,000 Taka	85	282,560	0 to 2000 Taka	3,863	6,735,267
		4,001 Taka to 10,000 Taka	1,568	10,986,784	2001 to 5000	988	3,458,494
		10001 Taka to 30,000 Taka	1,805	25,101,805	5001 to 10000	649	4,947,775
		30001 Taka to 50,000 Taka	228	1,112,340	10001 to 20000	275	4,124,138
		50001 Taka to 1,00,000 Taka	89	666,467	20001 to above	38	604,050
		1,00,001 Taka to 3,00,000 Taka	8	1,843,464	-	-	-
		3,00,001 Taka and Above	-	-	-	-	-
		Total	3,783	39,993,420	Total	5,813	19,870,724
370	Organization for Rural Advancement (ORA) 04121-01370-00187	Upto 4,000 Taka	1,373	1,210,880	0 to 2000 Taka	1,827	108,742
		4,001 Taka to 10,000 Taka	442	2,562,785	2001 to 5000	106	241,320
		10001 Taka to 30,000 Taka	126	1,366,034	5001 to 10000	28	203,166
		30001 Taka to 50,000 Taka	26	1,050,250	10001 to 20000	17	215,820
		50001 Taka to 1,00,000 Taka	-	-	20001 to above	-	-
		1,00,001 Taka to 3,00,000 Taka	-	-	-	-	-
		3,00,001 Taka and Above	-	-	-	-	-
		Total	1,967	6,189,949	Total	1,978	769,048
371	Organization for Social Advancement & Cultural Activities (OSAKA) 02428-03744-00186	Upto 4,000 Taka	4,566	10,182,180	0 to 2000 Taka	20,138	34,757,944
		4,001 Taka to 10,000 Taka	8,123	48,941,075	2001 to 5000	7,324	30,687,560
		10001 Taka to 30,000 Taka	7,231	113,562,855	5001 to 10000	1,644	11,468,544
		30001 Taka to 50,000 Taka	2,752	96,353,024	10001 to 20000	657	9,963,405
		50001 Taka to 1,00,000 Taka	1,347	88,120,740	20001 to above	68	1,803,428
		1,00,001 Taka to 3,00,000 Taka	253	3,861,817	-	-	-
		3,00,001 Taka and Above	-	0	-	-	-
		Total	24,272	361,021,691	Total	29,831	88,680,881
372	Organization for Social and Economical Development (OSED) 00670-00643-00039	Upto 4,000 Taka	18	34,320	0 to 2000 Taka	548	614,357
		4,001 Taka to 10,000 Taka	247	1,171,858	2001 to 5000	270	823,971
		10001 Taka to 30,000 Taka	377	3,491,723	5001 to 10000	35	226,682
		30001 Taka to 50,000 Taka	-	-	10001 to 20000	3	46,215
		50001 Taka to 1,00,000 Taka	-	-	20001 to above	-	-
		1,00,001 Taka to 3,00,000 Taka	-	-	-	-	-
		3,00,001 Taka and Above	-	-	-	-	-
		Total	642	4,697,901	Total	856	1,711,225

SL. No.	Name & Licence No	Loan Range	No of Borrowers in the Range	Amount of Loan Outstanding in the Range (in Tk.)	Savings Range	No. of Savers	Balance of Savings (in Tk.)
373	Organization for Social Peace 00888-01856-00712	Upto 4,000 Taka	212	226,565	0 to 2000 Taka	594	471,052
		4,001 Taka to 10,000 Taka	202	1,068,419	2001 to 5000	392	1,372,510
		10001 Taka to 30,000 Taka	333	4,159,742	5001 to 10000	66	42,148
		30001 Taka to 50,000 Taka	4	96,333	10001 to 20000	3	34,820
		50001 Taka to 1,00,000 Taka	-	-	20001 to above	-	-
		1,00,001 Taka to 3,00,000 Taka	-	-	-	-	-
		3,00,001 Taka and Above	-	-	-	-	-
	Total		751	5,551,059	Total	1,055	2,299,970
374	Organization for The Poor Advancement Committee (OPAC) 06035-01175-00642	Upto 4,000 Taka	66	220,050	0 to 2000 Taka	766	627,263
		4,001 Taka to 10,000 Taka	435	3,202,000	2001 to 5000	513	1,282,500
		10001 Taka to 30,000 Taka	502	5,508,074	5001 to 10000	406	2,233,000
		30001 Taka to 50,000 Taka	105	2,522,000	10001 to 20000	50	550,000
		50001 Taka to 1,00,000 Taka	-	-	20001 to above	20	420,000
		1,00,001 Taka to 3,00,000 Taka	-	-	-	-	-
		3,00,001 Taka and Above	-	-	-	-	-
	Total		1,108	11,452,124	Total	1,755	5,112,763
375	Oriental Foundation (ORIENTAL FOUNDATION) 05581-00961-00595	Upto 4,000 Taka	23	49,570	0 to 2000 Taka	461	684,220
		4,001 Taka to 10,000 Taka	307	711,742	2001 to 5000	404	1,051,179
		10001 Taka to 30,000 Taka	367	3,819,319	5001 to 10000	144	1,220,732
		30001 Taka to 50,000 Taka	20	700,000	10001 to 20000	31	473,525
		50001 Taka to 1,00,000 Taka	30	1,560,000	20001 to above	14	365,585
		1,00,001 Taka to 3,00,000 Taka	3	440,000	-	-	-
		3,00,001 Taka and Above	-	-	-	-	-
	Total		750	7,280,631	Total	1,054	3,795,241
376	Pabna Protishruti 01648-01342-00101	Upto 4,000 Taka	1,815	6,764,330	0 to 2000 Taka	6,713	9,971,621
		4,001 Taka to 10,000 Taka	2,350	17,083,352	2001 to 5000	1,834	5,550,810
		10001 Taka to 30,000 Taka	2,726	40,118,600	5001 to 10000	875	5,452,625
		30001 Taka to 50,000 Taka	365	11,012,255	10001 to 20000	237	2,505,850
		50001 Taka to 1,00,000 Taka	247	15,003,334	20001 to above	48	1,081,200
		1,00,001 Taka to 3,00,000 Taka	99	12,875,047	-	-	-
		3,00,001 Taka and Above	7	2,205,175	-	-	-
	Total		7,609	105,062,093	Total	9,707	24,562,106

SL. No.	Name & Licence No	Loan Range	No of Borrowers in the Range	Amount of Loan Outstanding in the Ruage (in Tk.)	Savings Range	No. of Savers	Balance of Savings (in Tk.)	
377	Padakkhep Manabik Umnayan Kendra 00181-00468-00095	Upto 4,000 Taka	64,564	95,380,260	0 to 2000 Taka	106,255	115,829,322	
		4,001 Taka to 10,000 Taka	69,347	420,852,939	2001 to 5000	69,424	257,726,421	
		10001 Taka to 30,000 Taka	56,388	717,634,731	5001 to 10000	38,044	269,714,880	
		30001 Taka to 50,000 Taka	14,394	479,730,343	10001 to 20000	18,213	272,189,782	
		50001 Taka to 1,00,000 Taka	8,530	499,417,573	20001 to above	6,541	208,640,254	
		1,00,001 Taka to 3,00,000 Taka	2,523	295,939,989	-	-	-	-
		3,00,001 Taka and Above	583	195,813,428	-	-	-	-
	Total		216,329	2,704,769,263	Total	238,477	1,124,100,659	
378	Padma-Gorai Manobik Umnayan Sangstha 03783-02842-00658	Upto 4,000 Taka	80	171,250	0 to 2000 Taka	490	857,510	
		4,001 Taka to 10,000 Taka	280	1,179,750	2001 to 5000	267	1,054,364	
		10001 Taka to 30,000 Taka	175	2,267,538	5001 to 10000	62	455,325	
		30001 Taka to 50,000 Taka	39	1,352,125	10001 to 20000	20	315,228	
		50001 Taka to 1,00,000 Taka	10	587,685	20001 to above	11	363,520	
		1,00,001 Taka to 3,00,000 Taka	5	646,225	-	-	-	-
		3,00,001 Taka and Above	-	0	-	-	-	-
	Total		589	6,204,573	Total	850	304	
379	Palashipara Samaj Kallyan Samity 03164-00606-00069	Upto 4,000 Taka	387	1,484,487	0 to 2000 Taka	10,486	10,708,708	
		4,001 Taka to 10,000 Taka	8,288	47,001,037	2001 to 5000	5,929	13,697,143	
		10001 Taka to 30,000 Taka	7,585	73,891,681	5001 to 10000	1,110	9,196,968	
		30001 Taka to 50,000 Taka	200	6,744,432	10001 to 20000	298	2,540,172	
		50001 Taka to 1,00,000 Taka	108	4,809,974	20001 to above	34	744,102	
		1,00,001 Taka to 3,00,000 Taka	31	3,063,722	-	-	-	-
		3,00,001 Taka and Above	-	-	-	-	-	-
	Total		16,599	136,995,333	Total	17,857	36,887,093	
380	Palli Agragami Sangstha (RAK) 02165-00676-00175	Upto 4,000 Taka	55	99,940	0 to 2000 Taka	720	1,295,729	
		4,001 Taka to 10,000 Taka	591	2,692,506	2001 to 5000	266	1,145,200	
		10001 Taka to 30,000 Taka	300	4,296,856	5001 to 10000	221	1,740,500	
		30001 Taka to 50,000 Taka	98	3,495,907	10001 to 20000	107	1,842,200	
		50001 Taka to 1,00,000 Taka	85	5,718,114	20001 to above	145	7,212,500	
		1,00,001 Taka to 3,00,000 Taka	-	-	-	-	-	-
		3,00,001 Taka and Above	-	-	-	-	-	-
	Total		1,129	16,303,323	Total	1,459	13,236,129	

SL. No.	Name & Licence No	Loan Range	No of Borrowers in the Range	Amount of Loan Outstanding in the Range (in Tk.)	Savings Range	No. of Savers	Balance of Savings (in Tk.)
381	Palli Bandhan Kendra 00313-00543-00090	Upto 4,000 Taka	66	94,852	0 to 2000 Taka	2,058	1,761,305
		4,001 Taka to 10,000 Taka	1,508	5,450,400	2001 to 5000	934	2,563,516
		10001 Taka to 30,000 Taka	635	6,308,517	5001 to 10000	292	1,859,462
		30001 Taka to 50,000 Taka	139	1,885,878	10001 to 20000	56	726,990
		50001 Taka to 1,00,000 Taka	-	-	20001 to above	6	174,665
		1,00,001 Taka to 3,00,000 Taka	-	-	-	-	-
		3,00,001 Taka and Above	-	-	-	-	-
		Total	2,348	13,739,647	Total	3,346	7,085,938
382	Palli Bhandhu Unnayan Sangstha 00277-04240-00383	Upto 4,000 Taka	-	-	0 to 2000 Taka	3,374	7,031,512
		4,001 Taka to 10,000 Taka	3,374	28,559,113	2001 to 5000	1,354	2,821,775
		10001 Taka to 30,000 Taka	782	6,619,213	5001 to 10000	768	1,600,534
		30001 Taka to 50,000 Taka	471	3,986,764	10001 to 20000	232	483,494
		50001 Taka to 1,00,000 Taka	-	-	20001 to above	-	-
		1,00,001 Taka to 3,00,000 Taka	-	-	-	-	-
		3,00,001 Taka and Above	-	-	-	-	-
		Total	4,627	39,165,090	Total	5,728	11,937,315
383	Palli Bikash Foundation (PBF) 02170-00679-00645	Upto 4,000 Taka	-	-	0 to 2000 Taka	719	1,012,483
		4,001 Taka to 10,000 Taka	382	2,298,592	2001 to 5000	782	1,862,139
		10001 Taka to 30,000 Taka	750	8,111,616	5001 to 10000	170	1,075,287
		30001 Taka to 50,000 Taka	7	261,535	10001 to 20000	9	123,283
		50001 Taka to 1,00,000 Taka	3	156,426	20001 to above	1	29,500
		1,00,001 Taka to 3,00,000 Taka	-	-	-	-	-
		3,00,001 Taka and Above	-	-	-	-	-
		Total	1,142	10,828,169	Total	1,681	4,102,692
384	Palli Kallyan Sangstha 0286-00942-00614	Upto 4,000 Taka	550	860,489	0 to 2000 Taka	1,039	891,402
		4,001 Taka to 10,000 Taka	274	1,806,895	2001 to 5000	166	493,782
		10001 Taka to 30,000 Taka	128	2,108,860	5001 to 10000	43	270,623
		30001 Taka to 50,000 Taka	5	215,800	10001 to 20000	18	243,688
		50001 Taka to 1,00,000 Taka	3	190,690	20001 to above	8	382,539
		1,00,001 Taka to 3,00,000 Taka	-	-	-	-	-
		3,00,001 Taka and Above	-	-	-	-	-
		Total	960	5,182,734	Total	1,274	2,282,034

SL. No.	Name & Licence No	Loan Range	No of Borrowers in the Range	Amount of Loan Outstanding in the Range (in Tk.)	Savings Range	No. of Savers	Balance of Savings (in Tk.)
385	Palli Kallyan Shikkha Society 02920-03073-00657	Upto 4,000 Taka	3	8,500	0 to 2000 Taka	450	689,250
		4,001 Taka to 10,000 Taka	260	1,913,506	2001 to 5000	300	749,816
		10001 Taka to 30,000 Taka	258	4,193,500	5001 to 10000	31	162,750
		30001 Taka to 50,000 Taka	49	1,900,000	10001 to 20000	-	-
		50001 Taka to 1,00,000 Taka	-	-	20001 to above	-	-
		1,00,001 Taka to 3,00,000 Taka	-	-	-	-	-
		3,00,001 Taka and Above	-	-	-	-	-
	Total		570	8,015,506	Total	781	1,601,816
386	Palli Mongal Karmosuchi 00862-00387-00312	Upto 4,000 Taka	1,374	23,796,509	0 to 2000 Taka	66,213	389,150,739
		4,001 Taka to 10,000 Taka	34,343	594,912,719	2001 to 5000	60,578	347,765,627
		10001 Taka to 30,000 Taka	57,238	991,521,199	5001 to 10000	9,861	57,958,621
		30001 Taka to 50,000 Taka	11,447	198,304,239	10001 to 20000	3,522	20,699,507
		50001 Taka to 1,00,000 Taka	5,723	99,152,119	20001 to above	704	4,139,901
		1,00,001 Taka to 3,00,000 Taka	3,434	59,491,275	-	-	-
		3,00,001 Taka and Above	917	15,864,339	-	-	-
	Total	114,476	1,983,042,399	Total	140,878	819,714,395	
387	Palli Pragati Samity 02223-01083-00197	Upto 4,000 Taka	1	3,213	0 to 2000 Taka	1,869	2,545,263
		4,001 Taka to 10,000 Taka	901	4,453,773	2001 to 5000	1,195	3,587,119
		10001 Taka to 30,000 Taka	1,990	20,158,895	5001 to 10000	202	1,358,298
		30001 Taka to 50,000 Taka	66	1,643,053	10001 to 20000	52	705,014
		50001 Taka to 1,00,000 Taka	1	23,723	20001 to above	8	162,274
		1,00,001 Taka to 3,00,000 Taka	-	-	-	-	-
		3,00,001 Taka and Above	-	-	-	-	-
	Total	2,959	26,282,657	Total	3,326	8,357,968	
388	Palli Progati Shahayak Samity 02178-00214-00280	Upto 4,000 Taka	3,627	6,545,872	0 to 2000 Taka	5,423	5,245,785
		4,001 Taka to 10,000 Taka	19,924	138,565,871	2001 to 5000	16,428	13,565,872
		10001 Taka to 30,000 Taka	21,260	182,532,758	5001 to 10000	17,422	61,823,455
		30001 Taka to 50,000 Taka	4,122	71,125,354	10001 to 20000	21,345	51,129,724
		50001 Taka to 1,00,000 Taka	853	38,482,453	20001 to above	5,749	37,851,661
		1,00,001 Taka to 3,00,000 Taka	226	39,545,215	-	-	-
		3,00,001 Taka and Above	198	45,484,863	-	-	-
	Total	50,210	522,282,386	Total	66,367	169,616,497	

SL. No.	Name & Licence No	Loan Range	No of Borrowers in the Range	Amount of Loan Outstanding in the Range (in Tk.)	Savings Range	No. of Savers	Balance of Savings (in Tk.)
389	Palli Rakkha Sangstha (PARAS) 01619-04118-00282	Upto 4,000 Taka	6	15,701	0 to 2000 Taka	487	410,115
		4,001 Taka to 10,000 Taka	334	1,755,607	2001 to 5000	473	1,760,207
		10001 Taka to 30,000 Taka	560	2,504,799	5001 to 10000	112	891,018
		30001 Taka to 50,000 Taka	37	432,625	10001 to 20000	8	101,301
		50001 Taka to 1,00,000 Taka	-	-	20001 to above	-	-
		1,00,001 Taka to 3,00,000 Taka	-	-	-	-	-
		3,00,001 Taka and Above	-	-	-	-	-
		Total	937	4,708,732	Total	1,080	3,162,641
390	Palli Samonnaya O Shikkha Kallyan Parishad (Pasashtik Parsad) 01235-00619-00037	Upto 4,000 Taka	47	219,788	0 to 2000 Taka	1,503	2,638,908
		4,001 Taka to 10,000 Taka	531	4,376,300	2001 to 5000	705	1,885,327
		10001 Taka to 30,000 Taka	605	7,962,561	5001 to 10000	364	2,465,053
		30001 Taka to 50,000 Taka	23	1,036,000	10001 to 20000	18	245,730
		50001 Taka to 1,00,000 Taka	2	100,000	20001 to above	4	86,250
		1,00,001 Taka to 3,00,000 Taka	-	-	-	-	-
		3,00,001 Taka and Above	-	-	-	-	-
		Total	1,208	13,694,649	Total	2,594	7,321,268
391	Palli Shishu Foundation of Bangladesh 00208-05115-00331	Upto 4,000 Taka	-	-	0 to 2000 Taka	8,546	30,351,106
		4,001 Taka to 10,000 Taka	2,744	27,979,269	2001 to 5000	372	1,804,944
		10001 Taka to 30,000 Taka	3,298	37,487,096	5001 to 10000	128	1,065,216
		30001 Taka to 50,000 Taka	117	3,515,590	10001 to 20000	-	-
		50001 Taka to 1,00,000 Taka	108	5,459,447	20001 to above	-	-
		1,00,001 Taka to 3,00,000 Taka	99	10,444,113	-	-	-
		3,00,001 Taka and Above	7	2,816,106	-	-	-
		Total	6,373	87,701,621	Total	9,046	33,221,266
392	Palli Sohojogi Bishoyak Sangstha (ARCO) 00984-01198-00193	Upto 4,000 Taka	344	1,846,884	0 to 2000 Taka	893	1,586,198
		4,001 Taka to 10,000 Taka	390	2,925,411	2001 to 5000	518	1,477,003
		10001 Taka to 30,000 Taka	252	3,341,594	5001 to 10000	23	297,395
		30001 Taka to 50,000 Taka	28	700,009	10001 to 20000	18	303,735
		50001 Taka to 1,00,000 Taka	-	-	20001 to above	-	-
		1,00,001 Taka to 3,00,000 Taka	-	-	-	-	-
		3,00,001 Taka and Above	-	-	-	-	-
		Total	1,014	8,813,898	Total	1,452	3,664,331

SL. No.	Name & Licence No	Loan Range	No of Borrowers in the Range	Amount of Loan Outstanding in the Range (in Tk.)	Savings Range	No. of Savers	Balance of Savings (in Tk.)
393	Palli Sree 01572-00660-00313	Upto 4,000 Taka	27	67,215	0 to 2000 Taka	12,216	22,726,965
		4,001 Taka to 10,000 Taka	7,401	30,514,125	2001 to 5000	1,715	3,887,250
		10001 Taka to 30,000 Taka	4,601	53,909,081	5001 to 10000	757	3,803,925
		30001 Taka to 50,000 Taka	156	4,758,009	10001 to 20000	382	3,860,110
		50001 Taka to 1,00,000 Taka	123	6,151,107	20001 to above	75	1,500,675
		1,00,001 Taka to 3,00,000 Taka	27	3,605,824	-	-	-
		3,00,001 Taka and Above	-	-	-	-	-
		Total	12,335	99,005,361	Total	15,145	35,778,925
394	Palli Unnayan Foundation (R.D.F) 02909-04702-00705	Upto 4,000 Taka	227	550,757	0 to 2000 Taka	1,185	947,170
		4,001 Taka to 10,000 Taka	564	2,840,858	2001 to 5000	303	924,382
		10001 Taka to 30,000 Taka	215	1,997,645	5001 to 10000	44	277,689
		30001 Taka to 50,000 Taka	-	-	10001 to 20000	25	358,357
		50001 Taka to 1,00,000 Taka	-	-	20001 to above	7	185,593
		1,00,001 Taka to 3,00,000 Taka	-	-	-	-	-
		3,00,001 Taka and Above	-	-	-	-	-
		Total	1,006	5,389,260	Total	1,564	2,693,191
395	Palli Unnayan Parishad 01667-00832-00440	Upto 4,000 Taka	388	830,156	0 to 2000 Taka	662	845,018
		4,001 Taka to 10,000 Taka	536	3,598,438	2001 to 5000	1,009	3,010,393
		10001 Taka to 30,000 Taka	573	9,441,106	5001 to 10000	483	3,557,311
		30001 Taka to 50,000 Taka	15	529,600	10001 to 20000	-	-
		50001 Taka to 1,00,000 Taka	1	100,000	20001 to above	-	-
		1,00,001 Taka to 3,00,000 Taka	-	-	-	-	-
		3,00,001 Taka and Above	-	-	-	-	-
		Total	1,513	14,499,300	Total	2,154	7,412,722
396	Palli Unnayan Sangstha 00095-01095-00554	Upto 4,000 Taka	132	198,557	0 to 2000 Taka	522	939,605
		4,001 Taka to 10,000 Taka	284	1,278,005	2001 to 5000	424	1,172,423
		10001 Taka to 30,000 Taka	327	3,433,502	5001 to 10000	304	1,568,573
		30001 Taka to 50,000 Taka	102	3,111,427	10001 to 20000	42	515,327
		50001 Taka to 1,00,000 Taka	22	1,110,698	20001 to above	45	1,584,125
		1,00,001 Taka to 3,00,000 Taka	-	-	-	-	-
		3,00,001 Taka and Above	-	-	-	-	-
		Total	867	9,132,189	Total	1,337	5,780,053

SL. No.	Name & Licence No	Loan Range	No of Borrowers in the Range	Amount of Loan Outstanding in the Ruage (in Tk.)	Savings Range	No. of Savers	Balance of Savings (in Tk.)
397	Pally Bikash Kendra (PBK) 00529-03996-00190	Upto 4,000 Taka	6,141	76,027,246	0 to 2000 Taka	21,130	73,364,974
		4,001 Taka to 10,000 Taka	9,211	114,040,869	2001 to 5000	12,678	44,018,984
		10001 Taka to 30,000 Taka	10,746	133,047,681	5001 to 10000	6,339	22,009,493
		30001 Taka to 50,000 Taka	2,456	30,410,898	10001 to 20000	1,690	5,869,198
		50001 Taka to 1,00,000 Taka	1,228	15,205,449	20001 to above	423	1,467,299
		1,00,001 Taka to 3,00,000 Taka	921	11,404,087	-	-	-
		3,00,001 Taka and Above	-	-	-	-	-
		Total	30,703	380,136,230	Total	42,260	146,729,948
398	Pally Ummayan Foundation 00388-01396-00689	Upto 4,000 Taka	675	3,098,750	0 to 2000 Taka	582	1,272,930
		4,001 Taka to 10,000 Taka	280	2,327,840	2001 to 5000	560	1,752,190
		10001 Taka to 30,000 Taka	235	4,422,500	5001 to 10000	173	1,240,180
		30001 Taka to 50,000 Taka	84	2,316,440	10001 to 20000	50	297,090
		50001 Taka to 1,00,000 Taka	-	-	20001 to above	-	-
		1,00,001 Taka to 3,00,000 Taka	-	-	-	-	-
		3,00,001 Taka and Above	-	-	-	-	-
		Total	1,274	12,165,530	Total	1,365	4,562,390
399	Pally Ummayan Samaj Kallyan Sangstha 00140-01701-00254	Upto 4,000 Taka	225	855,000	0 to 2000 Taka	1,105	1,323,712
		4,001 Taka to 10,000 Taka	779	2,960,200	2001 to 5000	255	739,500
		10001 Taka to 30,000 Taka	371	1,409,373	5001 to 10000	55	385,482
		30001 Taka to 50,000 Taka	-	-	10001 to 20000	-	-
		50001 Taka to 1,00,000 Taka	-	-	20001 to above	-	-
		1,00,001 Taka to 3,00,000 Taka	-	-	-	-	-
		3,00,001 Taka and Above	-	-	-	-	-
		Total	1,375	5,224,573	Total	1,415	2,448,694
400	Panchbibi Upazila Adibashi Multipurpose Development Organization (PUAMDO) 03517-03233-00553	Upto 4,000 Taka	237	827,650	0 to 2000 Taka	1,084	500,445
		4,001 Taka to 10,000 Taka	410	4,032,088	2001 to 5000	302	1,047,625
		10001 Taka to 30,000 Taka	109	2,725,000	5001 to 10000	99	290,324
		30001 Taka to 50,000 Taka	-	-	10001 to 20000	60	600,410
		50001 Taka to 1,00,000 Taka	-	-	20001 to above	1	20,207
		1,00,001 Taka to 3,00,000 Taka	-	-	-	-	-
		3,00,001 Taka and Above	-	-	-	-	-
		Total	756	7,584,738	Total	1,546	2,459,011

SL. No.	Name & Licence No	Loan Range	No of Borrowers in the Range	Amount of Loan Outstanding in the Rnage (in Tk.)	Savings Range	No. of Savers	Balance of Savings (in Tk.)	
401	PANJERI SAMAJ UNNAYAN SANGSTHA (PSUS) 02066-00241-00737	Upto 4,000 Taka	3	3,700	0 to 2000 Taka	102	121,144	
		4,001 Taka to 10,000 Taka	76	409,273	2001 to 5000	184	618,198	
		10001 Taka to 30,000 Taka	224	3,188,507	5001 to 10000	164	1,141,762	
		30001 Taka to 50,000 Taka	73	1,659,560	10001 to 20000	64	889,241	
		50001 Taka to 1,00,000 Taka	36	1,559,692	20001 to above	28	880,103	
		1,00,001 Taka to 3,00,000 Taka	-	-	-	-	-	-
		3,00,001 Taka and Above	-	-	-	-	-	-
		Total	412	6,820,732	Total	542	3,650,448	
402	Parash Moni Samajik Unnayan Sangstha 01849-01564-00473	Upto 4,000 Taka	22	64,346	0 to 2000 Taka	692	489,684	
		4,001 Taka to 10,000 Taka	439	1,961,697	2001 to 5000	397	1,388,063	
		10001 Taka to 30,000 Taka	514	5,621,490	5001 to 10000	207	1,381,800	
		30001 Taka to 50,000 Taka	60	2,188,289	10001 to 20000	37	438,015	
		50001 Taka to 1,00,000 Taka	-	-	20001 to above	13	423,899	
		1,00,001 Taka to 3,00,000 Taka	-	-	-	-	-	-
		3,00,001 Taka and Above	-	-	-	-	-	-
		Total	1,035	9,835,822	Total	1,346	4,121,461	
403	Paribar Unnayan Sangstha (FDA) 00474-00243-00178	Upto 4,000 Taka	241	717,730	0 to 2000 Taka	11,253	11,606,081	
		4,001 Taka to 10,000 Taka	7,503	41,622,009	2001 to 5000	6,863	21,272,846	
		10001 Taka to 30,000 Taka	7,211	71,733,317	5001 to 10000	1,713	11,081,499	
		30001 Taka to 50,000 Taka	179	7,156,262	10001 to 20000	531	7,199,681	
		50001 Taka to 1,00,000 Taka	491	21,990,649	20001 to above	222	6,841,891	
		1,00,001 Taka to 3,00,000 Taka	357	35,916,467	-	-	-	-
		3,00,001 Taka and Above	51	14,380,643	-	-	-	-
		Total	16,033	193,517,077	Total	20,582	58,001,998	
404	Pariber O Shishu Kallyan Kendra 02819-01137-00126	Upto 4,000 Taka	18	72,000	0 to 2000 Taka	3,301	2,170,000	
		4,001 Taka to 10,000 Taka	2,436	9,805,000	2001 to 5000	1,140	4,102,000	
		10001 Taka to 30,000 Taka	847	7,155,935	5001 to 10000	245	1,101,020	
		30001 Taka to 50,000 Taka	67	3,350,000	10001 to 20000	32	745,500	
		50001 Taka to 1,00,000 Taka	8	500,000	20001 to above	10	220,000	
		1,00,001 Taka to 3,00,000 Taka	-	-	-	-	-	-
		3,00,001 Taka and Above	-	-	-	-	-	-
		Total	3,376	20,882,935	Total	4,728	8,338,520	

SL. No.	Name & Licence No	Loan Range	No of Borrowers in the Range	Amount of Loan Outstanding in the Ruange (in Tk.)	Savings Range	No. of Savers	Balance of Savings (in Tk.)	
401	PANJERI SAMAJ UNNAYAN SANGSTHA (PSUS) 02066-00241-00737	Upto 4,000 Taka	3	3,700	0 to 2000 Taka	102	121,144	
		4,001 Taka to 10,000 Taka	76	409,273	2001 to 5000	184	618,198	
		10001 Taka to 30,000 Taka	224	3,188,507	5001 to 10000	164	1,141,762	
		30001 Taka to 50,000 Taka	73	1,659,560	10001 to 20000	64	889,241	
		50001 Taka to 1,00,000 Taka	36	1,559,692	20001 to above	28	880,103	
		1,00,001 Taka to 3,00,000 Taka	-	-	-	-	-	-
		3,00,001 Taka and Above	-	-	-	-	-	-
		Total	412	6,820,732	Total	542	3,650,448	
402	Parash Moni Samajik Umnayan Sangstha 01849-01564-00473	Upto 4,000 Taka	22	64,346	0 to 2000 Taka	692	489,684	
		4,001 Taka to 10,000 Taka	439	1,961,697	2001 to 5000	397	1,388,063	
		10001 Taka to 30,000 Taka	514	5,621,490	5001 to 10000	207	1,381,800	
		30001 Taka to 50,000 Taka	60	2,188,289	10001 to 20000	37	438,015	
		50001 Taka to 1,00,000 Taka	-	-	20001 to above	13	423,899	
		1,00,001 Taka to 3,00,000 Taka	-	-	-	-	-	-
		3,00,001 Taka and Above	-	-	-	-	-	-
		Total	1,035	9,835,822	Total	1,346	4,121,461	
403	Paribar Umnayan Sangstha (FDA) 00474-00243-00178	Upto 4,000 Taka	241	717,730	0 to 2000 Taka	11,253	11,606,081	
		4,001 Taka to 10,000 Taka	7,503	41,622,009	2001 to 5000	6,863	21,272,846	
		10001 Taka to 30,000 Taka	7,211	71,733,317	5001 to 10000	1,713	11,081,499	
		30001 Taka to 50,000 Taka	179	7,156,262	10001 to 20000	531	7,199,681	
		50001 Taka to 1,00,000 Taka	491	21,990,649	20001 to above	222	6,841,891	
		1,00,001 Taka to 3,00,000 Taka	357	35,916,467	-	-	-	-
		3,00,001 Taka and Above	51	14,380,643	-	-	-	-
		Total	16,033	193,517,077	Total	20,582	58,001,998	
404	Pariber O Shishu Kallyan Kendra 02819-01137-00126	Upto 4,000 Taka	18	72,000	0 to 2000 Taka	3,301	2,170,000	
		4,001 Taka to 10,000 Taka	2,436	9,805,000	2001 to 5000	1,140	4,102,000	
		10001 Taka to 30,000 Taka	847	7,155,935	5001 to 10000	245	1,101,020	
		30001 Taka to 50,000 Taka	67	3,350,000	10001 to 20000	32	745,500	
		50001 Taka to 1,00,000 Taka	8	500,000	20001 to above	10	220,000	
		1,00,001 Taka to 3,00,000 Taka	-	-	-	-	-	-
		3,00,001 Taka and Above	-	-	-	-	-	-
		Total	3,376	20,882,935	Total	4,728	8,338,520	

SL. No.	Name & Licence No	Loan Range	No of Borrowers in the Range	Amount of Loan Outstanding in the Range (in Tk.)	Savings Range	No. of Savers	Balance of Savings (in Tk.)
405	Participatory Development Organization (PDO) 00810-00012-00453	Upto 4,000 Taka	87	825,925	0 to 2000 Taka	543	1,015,568
		4,001 Taka to 10,000 Taka	283	2,704,906	2001 to 5000	696	1,305,730
		10001 Taka to 30,000 Taka	713	6,710,644	5001 to 10000	310	558,279
		30001 Taka to 50,000 Taka	2	82,593	10001 to 20000	-	-
		50001 Taka to 1,00,000 Taka	-	-	20001 to above	1	22,045
		1,00,001 Taka to 3,00,000 Taka	-	-	-	-	-
		3,00,001 Taka and Above	-	-	-	-	-
		Total	1,085	10,324,068	Total	1,550	2,901,622
406	Partner 03801-01542-00353	Upto 4,000 Taka	534	1,764,240	0 to 2000 Taka	852	757,800
		4,001 Taka to 10,000 Taka	545	2,239,950	2001 to 5000	358	719,580
		10001 Taka to 30,000 Taka	31	322,329	5001 to 10000	40	215,600
		30001 Taka to 50,000 Taka	-	-	10001 to 20000	-	-
		50001 Taka to 1,00,000 Taka	-	-	20001 to above	-	-
		1,00,001 Taka to 3,00,000 Taka	-	-	-	-	-
		3,00,001 Taka and Above	-	-	-	-	-
		Total	1,110	4,326,519	Total	1,250	1,692,980
407	Patakuri Society 00649-00380-00261	Upto 4,000 Taka	87	205,842	0 to 2000 Taka	1,819	1,824,403
		4,001 Taka to 10,000 Taka	2,744	11,423,613	2001 to 5000	2,567	8,311,946
		10001 Taka to 30,000 Taka	1,760	17,512,000	5001 to 10000	788	5,029,016
		30001 Taka to 50,000 Taka	55	1,109,350	10001 to 20000	198	2,901,690
		50001 Taka to 1,00,000 Taka	-	-	20001 to above	-	-
		1,00,001 Taka to 3,00,000 Taka	-	-	-	-	-
		3,00,001 Taka and Above	-	-	-	-	-
		Total	4,646	30,250,805	Total	5,372	18,067,055
408	Pathokoli Sangstha 01882-01666-00520	Upto 4,000 Taka	480	1,708,000	0 to 2000 Taka	1,160	1,545,518
		4,001 Taka to 10,000 Taka	610	3,969,550	2001 to 5000	905	2,978,125
		10001 Taka to 30,000 Taka	532	6,756,400	5001 to 10000	390	2,825,550
		30001 Taka to 50,000 Taka	-	-	10001 to 20000	72	925,200
		50001 Taka to 1,00,000 Taka	-	-	20001 to above	-	-
		1,00,001 Taka to 3,00,000 Taka	-	-	-	-	-
		3,00,001 Taka and Above	-	-	-	-	-
		Total	1,622	12,433,950	Total	2,527	8,274,393

SL. No.	Name & Licence No	Loan Range	No of Borrowers in the Range	Amount of Loan Outstanding in the Range (in Tk.)	Savings Range	No. of Savers	Balance of Savings (in Tk.)	
409	People's Welfare Foundation 00257-00066-00627	Upto 4,000 Taka	7	15,470	0 to 2000 Taka	854	1,377,068	
		4,001 Taka to 10,000 Taka	224	1,868,160	2001 to 5000	590	1,160,600	
		10001 Taka to 30,000 Taka	792	8,352,176	5001 to 10000	77	760,710	
		30001 Taka to 50,000 Taka	24	853,170	10001 to 20000	32	514,640	
		50001 Taka to 1,00,000 Taka	8	310,500	20001 to above	14	275,200	
		1,00,001 Taka to 3,00,000 Taka	-	-	-	-	-	-
		3,00,001 Taka and Above	-	-	-	-	-	-
		Total	1,055	11,399,476	Total	1,567	4,088,218	
410	Peoples Development Society 02288-00609-00505	Upto 4,000 Taka	231	731,225	0 to 2000 Taka	1,428	2,572,601	
		4,001 Taka to 10,000 Taka	790	5,731,250	2001 to 5000	602	2,736,788	
		10001 Taka to 30,000 Taka	592	8,877,880	5001 to 10000	263	2,207,308	
		30001 Taka to 50,000 Taka	62	2,467,125	10001 to 20000	172	2,238,063	
		50001 Taka to 1,00,000 Taka	32	1,813,870	20001 to above	55	1,288,504	
		1,00,001 Taka to 3,00,000 Taka	2	288,701	-	-	-	-
		3,00,001 Taka and Above	-	-	-	-	-	-
		Total	1,709	19,910,051	Total	2,520	11,043,264	
411	Peoples Oriented Program Implementation (POPI) 02150-01563-00159	Upto 4,000 Taka	24,296	75,649,692	0 to 2000 Taka	99,656	96,025,247	
		4,001 Taka to 10,000 Taka	66,019	414,047,096	2001 to 5000	71,903	134,157,602	
		10001 Taka to 30,000 Taka	64,545	643,466,811	5001 to 10000	32,148	198,963,411	
		30001 Taka to 50,000 Taka	6,831	146,855,795	10001 to 20000	8,078	179,308,703	
		50001 Taka to 1,00,000 Taka	2,688	122,129,854	20001 to above	1,422	32,076,237	
		1,00,001 Taka to 3,00,000 Taka	451	40,625,058	-	-	-	-
		3,00,001 Taka and Above	39	11,855,312	-	-	-	-
		Total	164,869	1,454,629,618	Total	213,207	640,531,200	
412	Perfect Trust 0090-01828-00416	Upto 4,000 Taka	0	0	0 to 2000 Taka	2,174	2,458,456	
		4,001 Taka to 10,000 Taka	2,506	12,481,370	2001 to 5000	1,278	4,367,512	
		10001 Taka to 30,000 Taka	389	4,534,895	5001 to 10000	582	3,815,452	
		30001 Taka to 50,000 Taka	147	5,290,860	10001 to 20000	291	3,453,590	
		50001 Taka to 1,00,000 Taka	96	5,429,249	20001 to above	158	3,375,038	
		1,00,001 Taka to 3,00,000 Taka	-	-	-	-	-	-
		3,00,001 Taka and Above	-	-	-	-	-	-
		Total	3,138	27,736,374	Total	4,483	17,470,048	

SL. No.	Name & Licence No	Loan Range	No of Borrowers in the Range	Amount of Loan Outstanding in the Ruage (in Tk.)	Savings Range	No. of Savers	Balance of Savings (in Tk.)
413	PIDIM Foundation 00935-00094-00162	Upto 4,000 Taka	643	2,189,277	0 to 2000 Taka	11,769	26,669,200
		4,001 Taka to 10,000 Taka	4,542	42,118,696	2001 to 5000	12,674	56,847,217
		10001 Taka to 30,000 Taka	14,284	181,881,633	5001 to 10000	7,937	66,170,711
		30001 Taka to 50,000 Taka	5,317	102,785,123	10001 to 20000	2,949	41,361,635
		50001 Taka to 1,00,000 Taka	1,676	75,445,782	20001 to above	761	23,699,926
		1,00,001 Taka to 3,00,000 Taka	500	40,259,368	-	-	-
		3,00,001 Taka and Above	20	8,126,453	-	-	-
		Total	26,982	452,806,332	Total	36,090	214,748,689
414	Polli Unnayan Kormosuchi 00202-01963-00719	Upto 4,000 Taka	370	1,296,489	0 to 2000 Taka	650	364,272
		4,001 Taka to 10,000 Taka	296	2,040,230	2001 to 5000	360	900,000
		10001 Taka to 30,000 Taka	95	1,592,978	5001 to 10000	40	122,213
		30001 Taka to 50,000 Taka	5	215,556	10001 to 20000	-	-
		50001 Taka to 1,00,000 Taka	-	-	20001 to above	-	-
		1,00,001 Taka to 3,00,000 Taka	-	-	-	-	-
		3,00,001 Taka and Above	-	-	-	-	-
		Total	766	5,145,253	Total	1,050	1,386,485
415	Polly Arthik Unnayan Karzocrom 00861-02582-00735	Upto 4,000 Taka	351	857,000	0 to 2000 Taka	380	587,000
		4,001 Taka to 10,000 Taka	485	2,880,000	2001 to 5000	402	909,396
		10001 Taka to 30,000 Taka	235	2,659,675	5001 to 10000	405	2,435,400
		30001 Taka to 50,000 Taka	38	897,000	10001 to 20000	54	604,800
		50001 Taka to 1,00,000 Taka	11	572,000	20001 to above	42	945,000
		1,00,001 Taka to 3,00,000 Taka	-	-	-	-	-
		3,00,001 Taka and Above	-	-	-	-	-
		Total	1,120	7,865,675	Total	1,283	5,481,596
416	Polly Sheba Shangstha 00021-00760-00210	Upto 4,000 Taka	13	22,326	0 to 2000 Taka	965	448,466
		4,001 Taka to 10,000 Taka	138	660,334	2001 to 5000	347	1,154,930
		10001 Taka to 30,000 Taka	544	5,427,934	5001 to 10000	45	295,802
		30001 Taka to 50,000 Taka	262	7,034,774	10001 to 20000	1	12,401
		50001 Taka to 1,00,000 Taka	-	-	20001 to above	1	25,550
		1,00,001 Taka to 3,00,000 Taka	-	-	-	-	-
		3,00,001 Taka and Above	-	-	-	-	-
		Total	957	13,145,368	Total	1,359	1,937,149

SL. No.	Name & Licence No	Loan Range	No of Borrowers in the Range	Amount of Loan Outstanding in the Range (in Tk.)	Savings Range	No. of Savers	Balance of Savings (in Tk.)	
417	Poor Human Integrated Social Welfare Organization 01308-01875-00717	Upto 4,000 Taka	327	769,386	0 to 2000 Taka	514	480,042	
		4,001 Taka to 10,000 Taka	319	1,983,580	2001 to 5000	480	1,565,575	
		10001 Taka to 30,000 Taka	239	3,623,213	5001 to 10000	115	821,547	
		30001 Taka to 50,000 Taka	17	243,575	10001 to 20000	29	399,484	
		50001 Taka to 1,00,000 Taka	2	107,712	20001 to above	3	71,683	
		1,00,001 Taka to 3,00,000 Taka	-	-	-	-	-	-
		3,00,001 Taka and Above	-	-	-	-	-	-
		Total	904	6,727,466	Total	1,141	3,338,331	
418	Poor Relief Services & Health Assistance Society 01398-01622-00623	Upto 4,000 Taka	4	9,647	0 to 2000 Taka	765	794,701	
		4,001 Taka to 10,000 Taka	670	4,556,952	2001 to 5000	452	1,343,724	
		10001 Taka to 30,000 Taka	520	4,088,573	5001 to 10000	70	459,081	
		30001 Taka to 50,000 Taka	6	134,916	10001 to 20000	-	-	
		50001 Taka to 1,00,000 Taka	-	-	20001 to above	-	-	
		1,00,001 Taka to 3,00,000 Taka	-	-	-	-	-	
		3,00,001 Taka and Above	-	-	-	-	-	
		Total	1,200	8,790,088	Total	1,287	2,597,506	
419	Poor Welfare Organization (PWO) 01616-01384-00204	Upto 4,000 Taka	173	336,223	0 to 2000 Taka	1,348	1,534,889	
		4,001 Taka to 10,000 Taka	844	4,389,890	2001 to 5000	1,098	3,640,659	
		10001 Taka to 30,000 Taka	890	8,814,151	5001 to 10000	563	3,907,512	
		30001 Taka to 50,000 Taka	148	3,449,901	10001 to 20000	165	2,547,145	
		50001 Taka to 1,00,000 Taka	38	3,172,935	20001 to above	46	2,275,882	
		1,00,001 Taka to 3,00,000 Taka	-	-	-	-	-	
		3,00,001 Taka and Above	-	-	-	-	-	
		Total	2,093	20,163,100	Total	3,220	13,906,087	
420	Poribar Kallyan Sahayak Samittee (PKSS) 01770-01587-00578	Upto 4,000 Taka	108	385,536	0 to 2000 Taka	648	812,139	
		4,001 Taka to 10,000 Taka	472	2,949,983	2001 to 5000	224	623,295	
		10001 Taka to 30,000 Taka	174	2,228,454	5001 to 10000	13	89,358	
		30001 Taka to 50,000 Taka	5	149,132	10001 to 20000	8	125,140	
		50001 Taka to 1,00,000 Taka	3	187,900	20001 to above	1	24,091	
		1,00,001 Taka to 3,00,000 Taka	-	-	-	-	-	
		3,00,001 Taka and Above	-	-	-	-	-	
		Total	762	5,901,005	Total	894	1,674,023	

SL. No.	Name & Licence No	Loan Range	No of Borrowers in the Range	Amount of Loan Outstanding in the Range (in Tk.)	Savings Range	No. of Savers	Balance of Savings (in Tk.)	
421	Poribar Unnayon Foundation (F,D,F) 00566-00036-00622	Upto 4,000 Taka	105	162,500	0 to 2000 Taka	739	763,687	
		4,001 Taka to 10,000 Taka	575	2,005,070	2001 to 5000	302	815,400	
		10001 Taka to 30,000 Taka	240	1,580,430	5001 to 10000	62	425,322	
		30001 Taka to 50,000 Taka	35	525,359	10001 to 20000	25	363,250	
		50001 Taka to 1,00,000 Taka	20	782,300	20001 to above	8	175,600	
		1,00,001 Taka to 3,00,000 Taka	-	-	-	-	-	-
		3,00,001 Taka and Above	-	-	-	-	-	-
		Total	975	5,055,659	Total	1,136	2,543,259	
		Upto 4,000 Taka	0	0	0 to 2000 Taka	-	-	
422	Posobid Unnayon Sangstha 00805-00006-00002	4,001 Taka to 10,000 Taka	1,419	4,441,465	2001 to 5000	1,624	1,471,370	
		10001 Taka to 30,000 Taka	865	7,990,177	5001 to 10000	1,066	2,036,525	
		30001 Taka to 50,000 Taka	72	1,272,867	10001 to 20000	-	-	
		50001 Taka to 1,00,000 Taka	-	-	20001 to above	-	-	
		1,00,001 Taka to 3,00,000 Taka	-	-	-	-	-	
		3,00,001 Taka and Above	-	-	-	-	-	
		Total	2,356	13,704,509	Total	2,690	3,507,895	
		Upto 4,000 Taka	5	9,941	0 to 2000 Taka	382	639,509	
		4,001 Taka to 10,000 Taka	37	178,653	2001 to 5000	530	2,480,884	
10001 Taka to 30,000 Taka	564	7,284,127	5001 to 10000	240	2,317,999			
30001 Taka to 50,000 Taka	150	3,771,570	10001 to 20000	42	727,726			
50001 Taka to 1,00,000 Taka	58	2,524,268	20001 to above	12	703,079			
1,00,001 Taka to 3,00,000 Taka	20	1,495,866	-	-	-			
3,00,001 Taka and Above	-	-	-	-	-			
Total	834	15,264,425	Total	1,206	6,869,197			
424	Poverty Alleviation Drive, PAD-TANGAIL 00751-00623-00255	Upto 4,000 Taka	109	400,373	0 to 2000 Taka	409	86,950	
		4,001 Taka to 10,000 Taka	141	780,228	2001 to 5000	880	1,781,550	
		10001 Taka to 30,000 Taka	502	8,744,290	5001 to 10000	165	836,966	
		30001 Taka to 50,000 Taka	7	278,342	10001 to 20000	48	534,979	
		50001 Taka to 1,00,000 Taka	26	1,233,342	20001 to above	55	1,234,734	
		1,00,001 Taka to 3,00,000 Taka	22	2,926,944	-	-	-	
		3,00,001 Taka and Above	-	-	-	-	-	
		Total	807	14,363,519	Total	1,557	4,475,179	

SL. No.	Name & Licence No	Loan Range	No of Borrowers in the Range	Amount of Loan Outstanding in the Range (in Tk.)	Savings Range	No. of Savers	Balance of Savings (in Tk.)		
425	Poverty Alleviation Through Participatory Rural Initiatives (Papri) 00571-00090-00107	Upto 4,000 Taka	2,824	7,718,698	0 to 2000 Taka	7,351	8,215,989		
		4,001 Taka to 10,000 Taka	3,931	23,616,984	2001 to 5000	5,474	16,590,276		
		10001 Taka to 30,000 Taka	3,704	54,258,087	5001 to 10000	2,111	12,261,333		
		30001 Taka to 50,000 Taka	222	7,576,170	10001 to 20000	203	2,760,000		
		50001 Taka to 1,00,000 Taka	41	2,619,819	20001 to above	34	784,430		
		1,00,001 Taka to 3,00,000 Taka	11	1,246,303	-	-	-		
		3,00,001 Taka and Above	-	-	-	-	-		
		Total	10,733	97,036,061	Total	15,173	40,612,028		
		426	Prantic Ummayan Society 01852-00758-00613	Upto 4,000 Taka	216	594,671	0 to 2000 Taka	497	752,210
				4,001 Taka to 10,000 Taka	542	3,463,442	2001 to 5000	435	1,556,824
10001 Taka to 30,000 Taka	198			3,001,168	5001 to 10000	122	937,470		
30001 Taka to 50,000 Taka	45			1,485,182	10001 to 20000	40	604,073		
50001 Taka to 1,00,000 Taka	53			1,997,474	20001 to above	8	253,592		
1,00,001 Taka to 3,00,000 Taka	-			-	-	-	-		
3,00,001 Taka and Above	-			-	-	-	-		
Total	1,054			10,541,937	Total	1,102	4,104,169		
427	Pratibandhi Kallyan Kendra 05094-02747-00625			Upto 4,000 Taka	233	460,029	0 to 2000 Taka	1,402	721,235
				4,001 Taka to 10,000 Taka	568	1,153,275	2001 to 5000	496	1,065,735
		10001 Taka to 30,000 Taka	622	3,286,212	5001 to 10000	98	641,112		
		30001 Taka to 50,000 Taka	16	532,564	10001 to 20000	12	151,760		
		50001 Taka to 1,00,000 Taka	-	-	20001 to above	8	247,907		
		1,00,001 Taka to 3,00,000 Taka	-	-	-	-	-		
		3,00,001 Taka and Above	-	-	-	-	-		
		Total	1,439	5,432,080	Total	2,016	2,827,749		
		428	Pratrashta Samaj Kallyan Sangstha 00535-02541-00397	Upto 4,000 Taka	37	104,714	0 to 2000 Taka	1,039	415,497
				4,001 Taka to 10,000 Taka	735	3,880,501	2001 to 5000	598	1,448,086
10001 Taka to 30,000 Taka	653			5,628,956	5001 to 10000	117	780,789		
30001 Taka to 50,000 Taka	29			756,630	10001 to 20000	6	73,591		
50001 Taka to 1,00,000 Taka	11			455,070	20001 to above	1	20,175		
1,00,001 Taka to 3,00,000 Taka	4			520,541	-	-	-		
3,00,001 Taka and Above	-			-	-	-	-		
Total	1,469			11,346,412	Total	1,761	2,738,138		

SL. No.	Name & Licence No	Loan Range	No of Borrowers in the Range	Amount of Loan Outstanding in the Range (in Tk.)	Savings Range	No. of Savers	Balance of Savings (in Tk.)	
429	PRISM Bangl adesh 00521-00022-00307	Upto 4,000 Taka	-	-	0 to 2000 Taka	21,692	34,897,321	
		4,001 Taka to 10,000 Taka	1,726	9,540,372	2001 to 5000	13,943	56,305,507	
		10001 Taka to 30,000 Taka	26,680	254,796,192	5001 to 10000	909	8,791,210	
		30001 Taka to 50,000 Taka	618	25,917,021	10001 to 20000	611	9,821,535	
		50001 Taka to 1,00,000 Taka	197	12,040,295	20001 to above	81	2,182,997	
		1,00,001 Taka to 3,00,000 Taka	77	9,340,518	-	-	-	-
		3,00,001 Taka and Above	22	7,721,240	-	-	-	-
		Total	29,320	319,355,638	Total	37,236	111,998,570	
430	Prodipan 00987-00690-00194	Upto 4,000 Taka	934	2,185,854	0 to 2000 Taka	13,332	14,331,999	
		4,001 Taka to 10,000 Taka	8,523	39,759,502	2001 to 5000	3,126	8,149,623	
		10001 Taka to 30,000 Taka	3,536	15,207,453	5001 to 10000	142	1,001,879	
		30001 Taka to 50,000 Taka	-	-	10001 to 20000	-	-	
		50001 Taka to 1,00,000 Taka	92	2,088,587	20001 to above	-	-	
		1,00,001 Taka to 3,00,000 Taka	-	-	-	-	-	
		3,00,001 Taka and Above	-	-	-	-	-	
		Total	13,085	59,241,396	Total	16,600	23,483,501	
431	Progoti Samajkallyan Sangstha (PSS) 01987-01454-00048	Upto 4,000 Taka	348	897,429	0 to 2000 Taka	2,036	2,799,500	
		4,001 Taka to 10,000 Taka	1,856	13,980,813	2001 to 5000	2,887	7,111,399	
		10001 Taka to 30,000 Taka	1,243	23,214,268	5001 to 10000	176	921,527	
		30001 Taka to 50,000 Taka	91	4,245,495	10001 to 20000	19	235,885	
		50001 Taka to 1,00,000 Taka	97	7,908,534	20001 to above	-	-	
		1,00,001 Taka to 3,00,000 Taka	5	497,263	-	-	-	
		3,00,001 Taka and Above	-	0	-	-	-	
		Total	3,640	50,743,802	Total	5,118	11,068,311	
432	Progoti Kendro 00474-01835-00437	Upto 4,000 Taka	2	5,050	0 to 2000 Taka	541	424,460	
		4,001 Taka to 10,000 Taka	248	1,289,898	2001 to 5000	587	1,935,690	
		10001 Taka to 30,000 Taka	705	8,972,162	5001 to 10000	180	1,168,105	
		30001 Taka to 50,000 Taka	23	869,130	10001 to 20000	20	264,844	
		50001 Taka to 1,00,000 Taka	10	492,128	20001 to above	8	270,630	
		1,00,001 Taka to 3,00,000 Taka	-	-	-	-	-	
		3,00,001 Taka and Above	-	-	-	-	-	
		Total	988	11,628,368	Total	1,336	4,063,729	

SL. No.	Name & Licence No	Loan Range	No of Borrowers in the Range	Amount of Loan Outstanding in the Range (in Tk.)	Savings Range	No. of Savers	Balance of Savings (in Tk.)
433	Program for Community Development (PCD) 01508-00703-00135	Upto 4,000 Taka	131	150,029	0 to 2000 Taka	3,997	6,246,750
		4,001 Taka to 10,000 Taka	2,549	13,898,898	2001 to 5000	7,175	14,803,249
		10001 Taka to 30,000 Taka	5,836	48,393,796	5001 to 10000	6,262	23,541,247
		30001 Taka to 50,000 Taka	5,853	116,668,275	10001 to 20000	833	9,333,331
		50001 Taka to 1,00,000 Taka	-	-	20001 to above	-	-
		1,00,001 Taka to 3,00,000 Taka	760	44,992,650	-	-	-
		3,00,001 Taka and Above	-	-	-	-	-
		Total	15,129	224,103,648	Total	18,267	53,924,577
434	Progress (Akti Samaj Unnayanmulak Sangstha) 01973-02543-00169	Upto 4,000 Taka	6,097	16,419,228	0 to 2000 Taka	16,509	11,317,607
		4,001 Taka to 10,000 Taka	9,239	53,819,240	2001 to 5000	8,518	26,247,455
		10001 Taka to 30,000 Taka	7,341	78,760,617	5001 to 10000	3,193	19,781,099
		30001 Taka to 50,000 Taka	1,072	27,715,630	10001 to 20000	863	11,000,525
		50001 Taka to 1,00,000 Taka	382	15,305,423	20001 to above	213	4,790,482
		1,00,001 Taka to 3,00,000 Taka	92	5,706,422	-	-	-
		3,00,001 Taka and Above	-	-	-	-	-
		Total	24,223	197,726,560	Total	29,296	73,137,168
435	Projukti Peeth 03109-01999-00547	Upto 4,000 Taka	-	0	0 to 2000 Taka	1,176	956,463
		4,001 Taka to 10,000 Taka	472	3,019,342	2001 to 5000	307	927,425
		10001 Taka to 30,000 Taka	486	7,286,320	5001 to 10000	192	1,226,845
		30001 Taka to 50,000 Taka	28	1,045,734	10001 to 20000	33	554,320
		50001 Taka to 1,00,000 Taka	6	88,240	20001 to above	6	96,380
		1,00,001 Taka to 3,00,000 Taka	1	42,530	-	-	-
		3,00,001 Taka and Above	-	-	-	-	-
		Total	993	11,482,166	Total	1,714	3,761,433
436	PROKAS (Proshikkan Karmasangsthan O Artha-Samajic Unnayan Sangstha 03647-01306-00370	Upto 4,000 Taka	187	659,179	0 to 2000 Taka	2,982	5,892,574
		4,001 Taka to 10,000 Taka	1,684	13,493,448	2001 to 5000	1,070	5,128,510
		10001 Taka to 30,000 Taka	1,141	22,102,311	5001 to 10000	137	1,164,177
		30001 Taka to 50,000 Taka	235	9,396,945	10001 to 20000	67	1,225,904
		50001 Taka to 1,00,000 Taka	19	1,271,746	20001 to above	13	308,373
		1,00,001 Taka to 3,00,000 Taka	10	1,234,210	-	-	-
		3,00,001 Taka and Above	-	-	-	-	-
		Total	3,276	48,157,839	Total	4,269	13,719,538

SL. No.	Name & Licence No	Loan Range	No of Borrowers in the Range	Amount of Loan Outstanding in the Range (in Tk.)	Savings Range	No. of Savers	Balance of Savings (in Tk.)	
437	Proshika Manabik Unnayan Kendro 00152-03135-00600"	Upto 4,000 Taka	498,969	206,479,688	0 to 2000 Taka	1,023,505	551,792,673	
		4,001 Taka to 10,000 Taka	160,239	655,059,574	2001 to 5000	123,984	387,970,853	
		10001 Taka to 30,000 Taka	68,864	722,509,104	5001 to 10000	50,350	343,257,133	
		30001 Taka to 50,000 Taka	9,686	299,307,769	10001 to 20000	21,091	295,829,621	
		50001 Taka to 1,00,000 Taka	1,214	61,248,445	20001 to above	5,061	143,316,297	
		1,00,001 Taka to 3,00,000 Taka	165	18,468,154	-	-	-	-
		3,00,001 Taka and Above	15	4,577,057	-	-	-	-
		Total	739,152	1,967,649,791	Total	1,223,991	1,722,166,577	
438	Protiddhami Samaj Unnaya Sangstha 01925-03159-00616	Upto 4,000 Taka	103	185,146	0 to 2000 Taka	828	854,387	
		4,001 Taka to 10,000 Taka	426	1,958,331	2001 to 5000	357	993,015	
		10001 Taka to 30,000 Taka	372	2,774,091	5001 to 10000	2	143,174	
		30001 Taka to 50,000 Taka	-	-	10001 to 20000	2	26,203	
		50001 Taka to 1,00,000 Taka	-	-	20001 to above	-	-	
		1,00,001 Taka to 3,00,000 Taka	-	-	-	-	-	
		3,00,001 Taka and Above	-	-	-	-	-	
		Total	901	4,917,568	Total	1,207	2,016,779	
439	Protiggya Parishad 01405-00926-00421	Upto 4,000 Taka	-	0	0 to 2000 Taka	824	457,852	
		4,001 Taka to 10,000 Taka	237	4,387,417	2001 to 5000	402	1,508,270	
		10001 Taka to 30,000 Taka	398	5,342,697	5001 to 10000	229	1,801,257	
		30001 Taka to 50,000 Taka	231	5,950,300	10001 to 20000	186	2,846,003	
		50001 Taka to 1,00,000 Taka	73	3,827,446	20001 to above	20	506,869	
		1,00,001 Taka to 3,00,000 Taka	10	800,716	-	-	-	
		3,00,001 Taka and Above	-	-	-	-	-	
		Total	949	20,308,576	Total	1,661	7,120,251	
440	Protisruti Manobik Bikash Sangstha 04558-01053-00568	Upto 4,000 Taka	76	147,085	0 to 2000 Taka	517	489,280	
		4,001 Taka to 10,000 Taka	337	2,406,443	2001 to 5000	298	903,330	
		10001 Taka to 30,000 Taka	210	2,666,123	5001 to 10000	101	738,512	
		30001 Taka to 50,000 Taka	45	812,520	10001 to 20000	16	174,096	
		50001 Taka to 1,00,000 Taka	-	-	20001 to above	2	43,070	
		1,00,001 Taka to 3,00,000 Taka	-	-	-	-	-	
		3,00,001 Taka and Above	-	-	-	-	-	
		Total	668	6,032,171	Total	934	2,348,288	

SL. No.	Name & Licence No	Loan Range	No of Borrowers in the Range	Amount of Loan Outstanding in the Range (in Tk.)	Savings Range	No. of Savers	Balance of Savings (in Tk.)
441	Prottoy Ummayan Sangstha 02234-00389-00020	Upto 4,000 Taka	372	759,989	0 to 2000 Taka	315	333,075
		4,001 Taka to 10,000 Taka	335	2,045,289	2001 to 5000	483	2,062,547
		10001 Taka to 30,000 Taka	323	5,096,413	5001 to 10000	349	2,207,230
		30001 Taka to 50,000 Taka	115	4,688,222	10001 to 20000	243	3,281,066
		50001 Taka to 1,00,000 Taka	80	5,272,063	20001 to above	61	1,862,119
		1,00,001 Taka to 3,00,000 Taka	3	366,950	-	-	-
		3,00,001 Taka and Above	-	-	-	-	-
		Total	1,228	18,228,926	Total	1,451	9,746,037
442	Protyashi 00284-00304-00145	Upto 4,000 Taka	-	-	0 to 2000 Taka	75,638	277,498,035
		4,001 Taka to 10,000 Taka	-	-	2001 to 5000	5,286	21,880,102
		10001 Taka to 30,000 Taka	31,112	421,906,701	5001 to 10000	1,139	1,156,453
		30001 Taka to 50,000 Taka	29,513	394,125,126	10001 to 20000	-	-
		50001 Taka to 1,00,000 Taka	6,884	89,687,102	20001 to above	-	-
		1,00,001 Taka to 3,00,000 Taka	731	15,725,293	-	-	-
		3,00,001 Taka and Above	47	9,884,599	-	-	-
		Total	68,287	931,328,821	Total	82,063	300,534,590
443	Proyas Manobik Ummayan Society 00978-00986-00248	Upto 4,000 Taka	3,995	14,744,824	0 to 2000 Taka	16,410	17,060,096
		4,001 Taka to 10,000 Taka	6,441	33,720,640	2001 to 5000	6,497	18,549,603
		10001 Taka to 30,000 Taka	7,433	114,769,597	5001 to 10000	1,511	10,290,985
		30001 Taka to 50,000 Taka	625	26,038,170	10001 to 20000	575	7,440,260
		50001 Taka to 1,00,000 Taka	253	17,891,006	20001 to above	102	2,284,241
		1,00,001 Taka to 3,00,000 Taka	56	8,195,963	-	-	-
		3,00,001 Taka and Above	-	-	-	-	-
		Total	18,803	215,360,200	Total	25,095	55,625,185
444	Proyash Ummayan Sangstha 03596-01741-00439	Upto 4,000 Taka	120	335,760	0 to 2000 Taka	2,375	1,697,550
		4,001 Taka to 10,000 Taka	998	7,215,668	2001 to 5000	982	4,398,002
		10001 Taka to 30,000 Taka	758	16,550,172	5001 to 10000	249	2,211,120
		30001 Taka to 50,000 Taka	146	5,371,048	10001 to 20000	77	1,459,304
		50001 Taka to 1,00,000 Taka	12	693,984	20001 to above	19	624,935
		1,00,001 Taka to 3,00,000 Taka	-	-	-	-	-
		3,00,001 Taka and Above	-	-	-	-	-
		Total	2,034	15,735,296	Total	3,702	10,390,911

SL. No.	Name & Licence No	Loan Range	No of Borrowers in the Range	Amount of Loan Outstanding in the Range (in Tk.)	Savings Range	No. of Savers	Balance of Savings (in Tk.)
445	Rajshahi Social Development Program (RSDP) 02107-00182-00074	Upto 4,000 Taka	353	856,982	0 to 2000 Taka	1,585	2,353,154
		4,001 Taka to 10,000 Taka	1,405	7,332,557	2001 to 5000	1,505	3,810,660
		10001 Taka to 30,000 Taka	1,162	7,918,315	5001 to 10000	219	1,315,095
		30001 Taka to 50,000 Taka	38	1,340,520	10001 to 20000	5	67,575
		50001 Taka to 1,00,000 Taka	7	1,305,750	20001 to above	-	-
		1,00,001 Taka to 3,00,000 Taka	-	-	-	-	-
		3,00,001 Taka and Above	-	-	-	-	-
		Total	2,965	18,754,124	Total	3,314	7,546,484
		446	Rangpur Health & Educationi Improvement Society 00933-00078-00457	Upto 4,000 Taka	4,542	7,725,422	0 to 2000 Taka
4,001 Taka to 10,000 Taka	2,677			11,668,684	2001 to 5000	1,362	3,125,444
10001 Taka to 30,000 Taka	155			2,564,277	5001 to 10000	122	765,482
30001 Taka to 50,000 Taka	33			1,142,584	10001 to 20000	37	446,535
50001 Taka to 1,00,000 Taka	5			335,520	20001 to above	8	245,500
1,00,001 Taka to 3,00,000 Taka	-			-	-	-	-
3,00,001 Taka and Above	-			-	-	-	-
Total	7,412			23,436,487	Total	10,281	11,098,899
447	Rangpur Ummayan Samajik Sangstha (RDSS) 02547-00551-00076			Upto 4,000 Taka	520	1,010,125	0 to 2000 Taka
		4,001 Taka to 10,000 Taka	2,625	7,070,200	2001 to 5000	1,400	3,020,105
		10001 Taka to 30,000 Taka	801	6,749,232	5001 to 10000	156	1,060,410
		30001 Taka to 50,000 Taka	43	2,040,200	10001 to 20000	39	828,980
		50001 Taka to 1,00,000 Taka	24	2,010,100	20001 to above	10	315,807
		1,00,001 Taka to 3,00,000 Taka	25	2,820,200	-	-	-
		3,00,001 Taka and Above	-	-	-	-	-
		Total	4,038	21,700,057	Total	4,135	7,895,502
		448	RDRS Bangladesh 00143-00175-00192	Upto 4,000 Taka	7,832	7,630,000	0 to 2000 Taka
4,001 Taka to 10,000 Taka	86,975			383,267,126	2001 to 5000	93,159	376,897,887
10001 Taka to 30,000 Taka	108,524			1,114,777,668	5001 to 10000	22,688	184,747,790
30001 Taka to 50,000 Taka	4,226			110,061,460	10001 to 20000	4,193	62,765,835
50001 Taka to 1,00,000 Taka	3,688			177,542,446	20001 to above	623	17,202,901
1,00,001 Taka to 3,00,000 Taka	1,071			110,130,278	-	-	-
3,00,001 Taka and Above	35			9,146,006	-	-	-
Total	212,351			1,912,554,984	Total	275,429	870,441,032

SL. No.	Name & Licence No	Loan Range	No of Borrowers in the Range	Amount of Loan Outstanding in the Ruage (in Tk.)	Savings Range	No. of Savers	Balance of Savings (in Tk.)
449	Relation 00302-01029-00652	Upto 4,000 Taka	20	48,572	0 to 2000 Taka	787	711,774
		4,001 Taka to 10,000 Taka	639	3,640,602	2001 to 5000	209	547,613
		10001 Taka to 30,000 Taka	242	1,534,892	5001 to 10000	35	145,725
		30001 Taka to 50,000 Taka	2	30,404	10001 to 20000	6	62,250
		50001 Taka to 1,00,000 Taka	2	59,200	20001 to above	-	-
		1,00,001 Taka to 3,00,000 Taka	-	-	-	-	-
		3,00,001 Taka and Above	-	-	-	-	-
		Total	905	5,313,670	Total	1,037	1,467,362
450	Resource Development Foundation (RDF) 00924-00476-00429	Upto 4,000 Taka	522	928,319	0 to 2000 Taka	10,811	12,283,887
		4,001 Taka to 10,000 Taka	3,745	18,731,182	2001 to 5000	9,224	27,845,329
		10001 Taka to 30,000 Taka	14,178	159,369,977	5001 to 10000	1,635	9,788,401
		30001 Taka to 50,000 Taka	1,613	46,607,168	10001 to 20000	198	2,585,602
		50001 Taka to 1,00,000 Taka	178	10,470,882	20001 to above	52	2,332,760
		1,00,001 Taka to 3,00,000 Taka	83	10,065,897	-	-	-
		3,00,001 Taka and Above	23	12,720,430	-	-	-
		Total	20,342	258,893,855	Total	21,920	54,835,979
451	Resource Integration Centre (RIC) 00349-01375-00167	Upto 4,000 Taka	1,722	4,593,813	0 to 2000 Taka	64,240	123,212,320
		4,001 Taka to 10,000 Taka	16,401	106,805,148	2001 to 5000	35,885	176,733,625
		10001 Taka to 30,000 Taka	67,263	551,760,476	5001 to 10000	15,742	96,844,784
		30001 Taka to 50,000 Taka	18,278	356,633,361	10001 to 20000	7,608	127,958,952
		50001 Taka to 1,00,000 Taka	6,085	287,500,804	20001 to above	3,250	97,500,992
		1,00,001 Taka to 3,00,000 Taka	1,915	144,413,980	-	-	-
		3,00,001 Taka and Above	1,101	214,970,250	-	-	-
		Total	112,765	1,666,677,832	Total	126,725	622,250,673
452	Retired Grameen Banker's Foundation 02450-02480-00664	Upto 4,000 Taka	92	290,119	0 to 2000 Taka	628	783,705
		4,001 Taka to 10,000 Taka	422	2,576,204	2001 to 5000	272	869,426
		10001 Taka to 30,000 Taka	160	1,838,057	5001 to 10000	60	474,168
		30001 Taka to 50,000 Taka	25	784,105	10001 to 20000	30	275,452
		50001 Taka to 1,00,000 Taka	3	180,209	20001 to above	20	415,505
		1,00,001 Taka to 3,00,000 Taka	-	-	-	-	-
		3,00,001 Taka and Above	-	-	-	-	-
		Total	702	5,668,694	Total	1,010	2,818,256

SL. No.	Name & Licence No	Loan Range	No of Borrowers in the Range	Amount of Loan Outstanding in the Ruage (in Tk.)	Savings Range	No. of Savers	Balance of Savings (in Tk.)
453	RISDA-Bangladesh 00018-00267-00611=	Upto 4,000 Taka	-	-	0 to 2000 Taka	1,111	600,439
		4,001 Taka to 10,000 Taka	638	3,221,920	2001 to 5000	470	1,009,840
		10001 Taka to 30,000 Taka	638	3,540,259	5001 to 10000	81	527,680
		30001 Taka to 50,000 Taka	-	-	10001 to 20000	9	130,002
		50001 Taka to 1,00,000 Taka	-	-	20001 to above	2	48,000
		1,00,001 Taka to 3,00,000 Taka	-	-	-	-	-
		3,00,001 Taka and Above	-	-	-	-	-
		Total	1,276	6,762,179	Total	1,673	2,315,961
454	Rova Foundation 00858-00806-00138	Upto 4,000 Taka	2,429	7,452,056	0 to 2000 Taka	5,817	5,225,186
		4,001 Taka to 10,000 Taka	3,165	20,688,207	2001 to 5000	3,590	8,897,247
		10001 Taka to 30,000 Taka	2,259	32,773,639	5001 to 10000	641	3,718,991
		30001 Taka to 50,000 Taka	163	6,127,787	10001 to 20000	83	1,049,828
		50001 Taka to 1,00,000 Taka	107	5,824,069	20001 to above	7	194,845
		1,00,001 Taka to 3,00,000 Taka	13	1,837,585	-	-	-
		3,00,001 Taka and Above	-	-	-	-	-
		Total	8,136	74,703,343	Total	10,138	19,086,097
455	Rupa 02366-00671-00695	Upto 4,000 Taka	249	552,634	0 to 2000 Taka	2,103	2,037,337
		4,001 Taka to 10,000 Taka	1,255	5,193,058	2001 to 5000	663	1,727,229
		10001 Taka to 30,000 Taka	519	5,102,518	5001 to 10000	82	567,693
		30001 Taka to 50,000 Taka	22	507,568	10001 to 20000	12	170,904
		50001 Taka to 1,00,000 Taka	-	-	20001 to above	3	92,116
		1,00,001 Taka to 3,00,000 Taka	-	-	-	-	-
		3,00,001 Taka and Above	-	-	-	-	-
		Total	2,045	11,355,778	Total	2,863	4,595,279
456	Rural Advancement Committee (RAC) 03012-02315-00692	Upto 4,000 Taka	33	99,528	0 to 2000 Taka	429	658,325
		4,001 Taka to 10,000 Taka	229	1,523,614	2001 to 5000	222	765,123
		10001 Taka to 30,000 Taka	265	3,165,418	5001 to 10000	128	824,538
		30001 Taka to 50,000 Taka	49	1,823,425	10001 to 20000	38	478,965
		50001 Taka to 1,00,000 Taka	119	3,314,195	20001 to above	35	1,032,075
		1,00,001 Taka to 3,00,000 Taka	15	1,035,369	-	-	-
		3,00,001 Taka and Above	-	-	-	-	-
		Total	710	10,961,549	Total	852	3,759,026

SL. No.	Name & Licence No	Loan Range	No of Borrowers in the Range	Amount of Loan Outstanding in the Ruage (in Tk.)	Savings Range	No. of Savers	Balance of Savings (in Tk.)	
457	Rural Advancement Committee for Bangladesh (RAC-BANGLADESH) 00903-04841-00120	Upto 4,000 Taka	895	669,307	0 to 2000 Taka	1,347	832,233	
		4,001 Taka to 10,000 Taka	335	2,182,152	2001 to 5000	226	743,070	
		10001 Taka to 30,000 Taka	69	1,014,512	5001 to 10000	81	575,252	
		30001 Taka to 50,000 Taka	1	47,100	10001 to 20000	29	377,578	
		50001 Taka to 1,00,000 Taka	4	228,000	20001 to above	5	119,400	
		1,00,001 Taka to 3,00,000 Taka	3	342,000	-	-	-	-
		3,00,001 Taka and Above	-	-	-	-	-	-
	Total	1,307	4,483,071	Total	1,688	2,647,533		
458	Rural Development and Welfare Foundation (RDWF) 01565-00555-00262	Upto 4,000 Taka	8	14,085	0 to 2000 Taka	824	837,888	
		4,001 Taka to 10,000 Taka	333	1,806,224	2001 to 5000	925	3,231,545	
		10001 Taka to 30,000 Taka	1,083	11,426,450	5001 to 10000	761	5,984,799	
		30001 Taka to 50,000 Taka	391	9,338,559	10001 to 20000	537	7,856,664	
		50001 Taka to 1,00,000 Taka	255	11,604,825	20001 to above	267	8,234,583	
		1,00,001 Taka to 3,00,000 Taka	71	6,941,125	-	-	-	-
		3,00,001 Taka and Above	1	171,000	-	-	-	-
	Total	2,142	41,302,268	Total	3,314	26,145,479		
459	Rural Development Associate (R.D.A) 00097-02216-00681	Upto 4,000 Taka	-	-	0 to 2000 Taka	208	209,200	
		4,001 Taka to 10,000 Taka	126	660,413	2001 to 5000	357	1,165,177	
		10001 Taka to 30,000 Taka	470	5,876,808	5001 to 10000	142	934,533	
		30001 Taka to 50,000 Taka	-	-	10001 to 20000	21	263,862	
		50001 Taka to 1,00,000 Taka	-	-	20001 to above	1	41,721	
		1,00,001 Taka to 3,00,000 Taka	-	-	-	-	-	-
		3,00,001 Taka and Above	-	-	-	-	-	-
	Total	596	6,537,221	Total	729	2,614,493		
460	Rural Development Sangstha (RDS) 00193-00028-00374	Upto 4,000 Taka	1,185	7,887,304	0 to 2000 Taka	7,291	11,815,326	
		4,001 Taka to 10,000 Taka	6,323	36,709,915	2001 to 5000	7,010	21,927,840	
		10001 Taka to 30,000 Taka	7,597	64,588,624	5001 to 10000	2,763	13,684,643	
		30001 Taka to 50,000 Taka	500	12,803,176	10001 to 20000	1,216	15,177,837	
		50001 Taka to 1,00,000 Taka	139	6,323,303	20001 to above	180	3,251,119	
		1,00,001 Taka to 3,00,000 Taka	26	792,751	-	-	-	-
		3,00,001 Taka and Above	-	-	-	-	-	-
	Total	15,770	129,105,073	Total	18,460	65,856,765		

SL. No.	Name & Licence No	Loan Range	No of Borrowers in the Range	Amount of Loan Outstanding in the Ruage (in Tk.)	Savings Range	No. of Savers	Balance of Savings (in Tk.)
461	Rural Economic Development Association (REDA) 01505-04521-00292	Upto 4,000 Taka	5,019	10,268,620	0 to 2000 Taka	6,140	561,025
		4,001 Taka to 10,000 Taka	470	2,215,580	2001 to 5000	235	1,005,750
		10001 Taka to 30,000 Taka	61	718,530	5001 to 10000	55	620,000
		30001 Taka to 50,000 Taka	-	-	10001 to 20000	-	-
		50001 Taka to 1,00,000 Taka	-	-	20001 to above	-	-
		1,00,001 Taka to 3,00,000 Taka	-	-	-	-	-
		3,00,001 Taka and Above	-	-	-	-	-
	Total		5,550	13,202,730	Total	6,430	2,186,775
462	Rural Economic Development Aid Society (REDAS) 00964-00780-00432	Upto 4,000 Taka	231	746,361	0 to 2000 Taka	3,455	1,925,886
		4,001 Taka to 10,000 Taka	1,452	5,468,311	2001 to 5000	1,635	4,970,143
		10001 Taka to 30,000 Taka	2,033	17,802,930	5001 to 10000	841	6,770,483
		30001 Taka to 50,000 Taka	728	4,824,296	10001 to 20000	339	3,698,957
		50001 Taka to 1,00,000 Taka	268	3,373,440	20001 to above	100	3,435,553
		1,00,001 Taka to 3,00,000 Taka	112	722,104	-	-	-
		3,00,001 Taka and Above	8	1,866,672	-	-	-
	Total		4,832	34,804,114	Total	6,370	20,801,022
463	Rural Economic Development Program 00194-01983-00412	Upto 4,000 Taka	772	3,548,262	0 to 2000 Taka	1,060	1,759,990
		4,001 Taka to 10,000 Taka	260	2,599,420	2001 to 5000	343	1,309,825
		10001 Taka to 30,000 Taka	75	849,580	5001 to 10000	270	1,573,210
		30001 Taka to 50,000 Taka	-	-	10001 to 20000	25	109,650
		50001 Taka to 1,00,000 Taka	-	-	20001 to above	12	53,910
		1,00,001 Taka to 3,00,000 Taka	-	-	-	-	-
		3,00,001 Taka and Above	-	-	-	-	-
	Total		1,107	6,997,262	Total	1,710	4,806,585
464	Rural Economic Support & Care for the Under Privileged (RESCU) 02453-02558-00206	Upto 4,000 Taka	1,337	2,181,118	0 to 2000 Taka	780	545,510
		4,001 Taka to 10,000 Taka	740	2,536,154	2001 to 5000	475	1,146,688
		10001 Taka to 30,000 Taka	314	2,995,816	5001 to 10000	295	493,909
		30001 Taka to 50,000 Taka	8	188,637	10001 to 20000	9	102,213
		50001 Taka to 1,00,000 Taka	-	-	20001 to above	1	23,650
		1,00,001 Taka to 3,00,000 Taka	-	-	-	-	-
		3,00,001 Taka and Above	-	-	-	-	-
	Total		2,399	7,901,725	Total	1,560	2,311,970

SL. No.	Name & Licence No	Loan Range	No of Borrowers in the Range	Amount of Loan Outstanding in the range	Savings Range	No. of Savers	Balance of Savings (in Tk.)
465	Rural Economy & Agricultural Development Organization of Bangladesh (READO) 02896-01040-00730	Upto 4,000 Taka	780	1,842,000	0 to 2000 Taka	820	836,800
		4,001 Taka to 10,000 Taka	520	5,200,000	2001 to 5000	520	624,000
		10001 Taka to 30,000 Taka	-	-	5001 to 10000	-	-
		30001 Taka to 50,000 Taka	-	-	10001 to 20000	-	-
		50001 Taka to 1,00,000 Taka	-	-	20001 to above	-	-
		1,00,001 Taka to 3,00,000 Taka	-	-	-	-	-
		3,00,001 Taka and Above	-	-	-	-	-
	Total		1,300	7,042,000	Total	1,340	1,460,800
466	Rural Health Education and Credit Organization (Rheco) 00773-00195-00291	Upto 4,000 Taka	40	138,717	0 to 2000 Taka	3,951	7,318,052
		4,001 Taka to 10,000 Taka	732	2,670,360	2001 to 5000	1,131	3,833,265
		10001 Taka to 30,000 Taka	3,438	29,595,153	5001 to 10000	49	464,638
		30001 Taka to 50,000 Taka	38	644,050	10001 to 20000	-	-
		50001 Taka to 1,00,000 Taka	-	-	20001 to above	-	-
		1,00,001 Taka to 3,00,000 Taka	-	-	-	-	-
		3,00,001 Taka and Above	-	-	-	-	-
	Total		4,248	33,048,280	Total	5,131	11,615,955
467	Rural Reconstruction Foundation 01372-00199-00026	Upto 4,000 Taka	4,986	15,217,596	0 to 2000 Taka	174,255	352,428,037
		4,001 Taka to 10,000 Taka	108,362	814,394,031	2001 to 5000	8,468	34,175,130
		10001 Taka to 30,000 Taka	59,654	483,943,562	5001 to 10000	1,430	15,016,714
		30001 Taka to 50,000 Taka	2,773	54,706,582	10001 to 20000	97	2,140,343
		50001 Taka to 1,00,000 Taka	1,165	84,334,573	20001 to above	37	1,078,977
		1,00,001 Taka to 3,00,000 Taka	243	11,807,546	-	-	-
		3,00,001 Taka and Above	9	1,160,470	-	-	-
	Total		177,192	1,465,564,360	Total	184,287	404,839,201
468	Rural Youth Development Organization (RYDO) 00827-01334-00640	Upto 4,000 Taka	-	-	0 to 2000 Taka	1,032	1,733,260
		4,001 Taka to 10,000 Taka	50	302,525	2001 to 5000	602	2,325,220
		10001 Taka to 30,000 Taka	908	4,789,610	5001 to 10000	181	1,501,225
		30001 Taka to 50,000 Taka	407	5,285,760	10001 to 20000	57	988,720
		50001 Taka to 1,00,000 Taka	26	524,899	20001 to above	24	697,527
		1,00,001 Taka to 3,00,000 Taka	-	-	-	-	-
		3,00,001 Taka and Above	-	-	-	-	-
	Total		1,391	10,902,794	Total	1,896	7,245,952

SL. No.	Name & Licence No	Loan Range	No of Borrowers in the Range	Amount of Loan Outstanding in the range	Savings Range	No. of Savers	Balance of Savings (in Tk.)	
469	S,D,C, Society Development Committee 00784-00485-00582	Upto 4,000 Taka	190	696,500	0 to 2000 Taka	600	1,074,500	
		4,001 Taka to 10,000 Taka	240	2,156,500	2001 to 5000	489	1,920,400	
		10001 Taka to 30,000 Taka	233	4,657,708	5001 to 10000	171	1,323,584	
		30001 Taka to 50,000 Taka	57	2,217,126	10001 to 20000	82	968,800	
		50001 Taka to 1,00,000 Taka	48	2,750,000	20001 to above	20	510,500	
		1,00,001 Taka to 3,00,000 Taka	15	2,060,000	-	-	-	-
		3,00,001 Taka and Above	-	-	-	-	-	-
		Total	783	14,537,834	Total	1,362	5,797,784	
470	Saat Ichchha Manobik Ummayan Sangstha (Saimas) 01117-02418-00122	Upto 4,000 Taka	92	48,849	0 to 2000 Taka	912	1,094,430	
		4,001 Taka to 10,000 Taka	544	990,448	2001 to 5000	444	1,384,272	
		10001 Taka to 30,000 Taka	297	2,764,952	5001 to 10000	72	633,377	
		30001 Taka to 50,000 Taka	68	406,340	10001 to 20000	15	237,395	
		50001 Taka to 1,00,000 Taka	17	142,850	20001 to above	-	-	
		1,00,001 Taka to 3,00,000 Taka	-	-	-	-	-	
		3,00,001 Taka and Above	-	-	-	-	-	
		Total	1,018	4,353,439	Total	1,443	3,349,474	
471	Sabalamby Ummayan Samity 00696-01519-00224	Upto 4,000 Taka	860	3,674,944	0 to 2000 Taka	10,377	7,774,855	
		4,001 Taka to 10,000 Taka	9,220	46,411,041	2001 to 5000	7,361	20,111,898	
		10001 Taka to 30,000 Taka	7,494	68,055,010	5001 to 10000	2,930	16,541,799	
		30001 Taka to 50,000 Taka	936	19,460,999	10001 to 20000	621	7,394,031	
		50001 Taka to 1,00,000 Taka	205	7,811,809	20001 to above	110	3,069,758	
		1,00,001 Taka to 3,00,000 Taka	223	23,119,971	-	-	-	
		3,00,001 Taka and Above	56	9,557,716	-	-	-	
		Total	18,994	178,091,490	Total	21,399	54,892,341	
472	Sabuj Bangla 05464-01825-00205	Upto 4,000 Taka	-	-	0 to 2000 Taka	940	1,710,800	
		4,001 Taka to 10,000 Taka	487	3,307,700	2001 to 5000	655	2,832,875	
		10001 Taka to 30,000 Taka	881	9,418,239	5001 to 10000	155	1,413,130	
		30001 Taka to 50,000 Taka	79	2,528,000	10001 to 20000	-	-	
		50001 Taka to 1,00,000 Taka	-	-	20001 to above	20	2,988,000	
		1,00,001 Taka to 3,00,000 Taka	-	-	-	-	-	
		3,00,001 Taka and Above	-	-	-	-	-	
		Total	1,447	15,253,939	Total	1,770	8,944,805	

SL. No.	Name & Licence No	Loan Range	No of Borrowers in the Range	Amount of Loan Outstanding in the range	Savings Range	No. of Savers	Balance of Savings (in Tk.)
473	Sachetan Society 02461-01449-00212	Upto 4,000 Taka	211	583,522	0 to 2000 Taka	3,985	1,070,193
		4,001 Taka to 10,000 Taka	2,807	13,251,654	2001 to 5000	6,481	14,552,395
		10001 Taka to 30,000 Taka	5,654	56,709,810	5001 to 10000	748	3,928,741
		30001 Taka to 50,000 Taka	237	8,174,329	10001 to 20000	97	1,027,492
		50001 Taka to 1,00,000 Taka	157	7,984,194	20001 to above	-	-
		1,00,001 Taka to 3,00,000 Taka	28	2,893,367	-	-	-
		3,00,001 Taka and Above	-	-	-	-	-
		Total	9,094	89,596,876	Total	11,311	20,578,821
474	Sachsa Sebi Palli Ummayan Sangtha - PIPASA 01531-02598-00394	Upto 4,000 Taka	260	1,659,208	0 to 2000 Taka	2,033	2,460,477
		4,001 Taka to 10,000 Taka	1,106	7,036,372	2001 to 5000	1,074	1,299,829
		10001 Taka to 30,000 Taka	1,600	10,179,200	5001 to 10000	960	1,161,859
		30001 Taka to 50,000 Taka	150	954,300	10001 to 20000	-	-
		50001 Taka to 1,00,000 Taka	50	315,556	20001 to above	-	-
		1,00,001 Taka to 3,00,000 Taka	40	254,480	-	-	-
		3,00,001 Taka and Above	-	-	-	-	-
		Total	3,206	20,399,116	Total	4,067	4,922,165
475	SAFE Social Activities for Environment 05574-04861-00710	Upto 4,000 Taka	23	36,983	0 to 2000 Taka	511	549,104
		4,001 Taka to 10,000 Taka	300	1,384,237	2001 to 5000	546	1,712,853
		10001 Taka to 30,000 Taka	457	4,908,881	5001 to 10000	73	447,241
		30001 Taka to 50,000 Taka	17	362,508	10001 to 20000	23	306,413
		50001 Taka to 1,00,000 Taka	5	364,616	20001 to above	8	345,993
		1,00,001 Taka to 3,00,000 Taka	1	78,845	-	-	-
		3,00,001 Taka and Above	-	-	-	-	-
		Total	803	7,136,070	Total	1,161	3,361,604
476	SAGAR 05041-02232-00603	Upto 4,000 Taka	305	1,098,000	0 to 2000 Taka	1,099	2,035,000
		4,001 Taka to 10,000 Taka	600	3,156,524	2001 to 5000	198	945,000
		10001 Taka to 30,000 Taka	20	449,150	5001 to 10000	26	246,480
		30001 Taka to 50,000 Taka	10	350,850	10001 to 20000	6	111,000
		50001 Taka to 1,00,000 Taka	-	-	20001 to above	3	255,763
		1,00,001 Taka to 3,00,000 Taka	-	-	-	-	-
		3,00,001 Taka and Above	-	-	-	-	-
		Total	935	5,054,524	Total	1,332	3,593,243

SL. No.	Name & Licence No	Loan Range	No of Borrowers in the Range	Amount of Loan Outstanding in the Ruage (in Tk.)	Savings Range	No. of Savers	Balance of Savings (in Tk.)
477	Sagarika Samaj Unnayan Sangstha (SSUS) 00060-00062-00117	Upto 4,000 Taka	-	-	0 to 2000 Taka	16,931	15,648,280
		4,001 Taka to 10,000 Taka	7,115	61,032,350	2001 to 5000	8,580	21,793,200
		10001 Taka to 30,000 Taka	15,238	180,048,291	5001 to 10000	4,048	26,312,000
		30001 Taka to 50,000 Taka	192	11,253,360	10001 to 20000	2,655	35,842,500
		50001 Taka to 1,00,000 Taka	544	25,449,710	20001 to above	940	19,928,000
		1,00,001 Taka to 3,00,000 Taka	725	72,537,380	-	-	-
		3,00,001 Taka and Above	64	9,232,280	-	-	-
		Total	23,878	359,553,371	Total	33,154	119,523,980
478	SAHAI Sesshashebi Pally Unnayan Sangstha 02536-00744-00301	Upto 4,000 Taka	2,640	5,062,550	0 to 2000 Taka	5,824	2,649,961
		4,001 Taka to 10,000 Taka	3,895	15,980,645	2001 to 5000	1,386	3,642,220
		10001 Taka to 30,000 Taka	1,063	13,001,750	5001 to 10000	487	3,295,540
		30001 Taka to 50,000 Taka	62	2,005,585	10001 to 20000	180	3,002,970
		50001 Taka to 1,00,000 Taka	5	400,750	20001 to above	68	2,223,360
		1,00,001 Taka to 3,00,000 Taka	-	-	-	-	-
		3,00,001 Taka and Above	-	-	-	-	-
		Total	7,665	36,451,280	Total	7,945	14,814,051
479	Sajida Foundation 00251-155ka-00155	Upto 4,000 Taka	0	99,436	0 to 2000 Taka	61,281	121,696,637
		4,001 Taka to 10,000 Taka	13,024	141,078,257	2001 to 5000	61,973	309,664,761
		10001 Taka to 30,000 Taka	94,146	1,124,372,954	5001 to 10000	11,282	112,699,392
		30001 Taka to 50,000 Taka	5,449	161,977,403	10001 to 20000	3,691	73,800,921
		50001 Taka to 1,00,000 Taka	5,352	290,887,763	20001 to above	3,121	121,697,751
		1,00,001 Taka to 3,00,000 Taka	2,973	294,981,854	-	-	-
		3,00,001 Taka and Above	240	63,819,706	-	-	-
		Total	121,184	2,077,217,373	Total	141,348	739,559,462
480	Salvation of Women Local Association (SAWLA) 0054-00057-00043	Upto 4,000 Taka	359	1,010,150	0 to 2000 Taka	784	691,680
		4,001 Taka to 10,000 Taka	337	1,722,000	2001 to 5000	301	725,071
		10001 Taka to 30,000 Taka	108	1,620,000	5001 to 10000	55	352,400
		30001 Taka to 50,000 Taka	22	304,000	10001 to 20000	-	-
		50001 Taka to 1,00,000 Taka	1	90,000	20001 to above	-	-
		1,00,001 Taka to 3,00,000 Taka	1	120,000	-	-	-
		3,00,001 Taka and Above	-	-	-	-	-
		Total	828	4,866,150	Total	1,140	1,769,151

SL. No.	Name & Licence No	Loan Range	No of Borrowers in the Range	Amount of Loan Outstanding in the Range (in Tk.)	Savings Range	No. of Savers	Balance of Savings (in Tk.)
481	Samadhan 03073-00100-00006	Upto 4,000 Taka	1,540	5,440,179	0 to 2000 Taka	9,248	14,147,466
		4,001 Taka to 10,000 Taka	5,548	42,925,395	2001 to 5000	6,419	20,399,587
		10001 Taka to 30,000 Taka	6,096	125,395,808	5001 to 10000	2,139	12,631,405
		30001 Taka to 50,000 Taka	1,114	41,787,436	10001 to 20000	563	6,525,340
		50001 Taka to 1,00,000 Taka	359	23,371,263	20001 to above	109	2,279,772
		1,00,001 Taka to 3,00,000 Taka	132	25,209,481	-	-	-
		3,00,001 Taka and Above	21	5,191,010	-	-	-
		Total	14,810	269,320,572	Total	18,478	55,983,570
482	Samaj Unnayan Kendra (SUK) 00729-00046-00082	Upto 4,000 Taka	72	151,863	0 to 2000 Taka	4,832	5,788,372
		4,001 Taka to 10,000 Taka	2,916	14,541,350	2001 to 5000	5,485	18,526,780
		10001 Taka to 30,000 Taka	5,522	59,394,180	5001 to 10000	1,479	10,601,230
		30001 Taka to 50,000 Taka	747	19,054,504	10001 to 20000	427	6,359,268
		50001 Taka to 1,00,000 Taka	300	14,695,904	20001 to above	141	4,100,818
		1,00,001 Taka to 3,00,000 Taka	98	9,678,986	-	-	-
		3,00,001 Taka and Above	-	-	-	-	-
		Total	9,655	117,516,787	Total	12,364	45,376,468
483	Samaj Unnayan Procesta 00049-00439-00548	Upto 4,000 Taka	58	230,500	0 to 2000 Taka	398	430,500
		4,001 Taka to 10,000 Taka	290	2,038,000	2001 to 5000	186	198,310
		10001 Taka to 30,000 Taka	180	1,535,000	5001 to 10000	55	95,600
		30001 Taka to 50,000 Taka	40	601,500	10001 to 20000	38	48,000
		50001 Taka to 1,00,000 Taka	25	399,100	20001 to above	31	45,684
		1,00,001 Taka to 3,00,000 Taka	-	-	-	-	-
		3,00,001 Taka and Above	-	-	-	-	-
		Total	593	4,804,100	Total	708	818,094
484	Samajik Sachetona O Palli Unnayan Karmasuchi (SARD) 01869-00487-00546	Upto 4,000 Taka	135	325,588	0 to 2000 Taka	1,040	1,111,490
		4,001 Taka to 10,000 Taka	786	2,576,797	2001 to 5000	129	605,707
		10001 Taka to 30,000 Taka	70	1,189,826	5001 to 10000	24	210,131
		30001 Taka to 50,000 Taka	11	307,955	10001 to 20000	4	74,184
		50001 Taka to 1,00,000 Taka	3	223,971	20001 to above	-	-
		1,00,001 Taka to 3,00,000 Taka	-	-	-	-	-
		3,00,001 Taka and Above	-	-	-	-	-
		Total	1,005	4,624,137	Total	1,197	2,001,512

SL. No.	Name & Licence No	Loan Range	No of Borrowers in the Range	Amount of Loan Outstanding in the Range (in Tk.)	Savings Range	No. of Savers	Balance of Savings (in Tk.)
485	Samajik Sheba Shongothon 06113-01586-00150	Upto 4,000 Taka	833	3,236,344	0 to 2000 Taka	9,669	16,154,421
		4,001 Taka to 10,000 Taka	4,082	24,602,877	2001 to 5000	5,898	16,096,648
		10001 Taka to 30,000 Taka	6,962	115,356,706	5001 to 10000	1,583	8,248,775
		30001 Taka to 50,000 Taka	401	16,534,424	10001 to 20000	1,254	19,606,411
		50001 Taka to 1,00,000 Taka	299	22,377,434	20001 to above	48	2,137,687
		1,00,001 Taka to 3,00,000 Taka	91	12,866,902	-	-	-
		3,00,001 Taka and Above	14	3,541,910	-	-	-
		Total	12,682	198,516,597	Total	18,452	62,243,942
		Upto 4,000 Taka	5,142	16,413,691	0 to 2000 Taka	10,297	12,039,920
486	Samakal Samaj Unnayan Sangstha (SSUS) 01573-00559-00333	4,001 Taka to 10,000 Taka	2,677	16,474,258	2001 to 5000	591	1,249,374
		10001 Taka to 30,000 Taka	312	3,607,032	5001 to 10000	311	1,652,032
		30001 Taka to 50,000 Taka	241	7,812,015	10001 to 20000	37	473,181
		50001 Taka to 1,00,000 Taka	62	3,808,474	20001 to above	52	1,151,540
		1,00,001 Taka to 3,00,000 Taka	32	120,415	-	-	-
		3,00,001 Taka and Above	-	-	-	-	-
		Total	8,466	48,235,885	Total	11,288	16,566,047
		Upto 4,000 Taka	207	378,044	0 to 2000 Taka	802	1,132,066
		4,001 Taka to 10,000 Taka	636	2,677,660	2001 to 5000	201	449,235
487	Samannita Attonirvorsheel Samaj Unnyon Sangstha (SISDA) 01967-01203-00684	10001 Taka to 30,000 Taka	160	1,669,414	5001 to 10000	8	42,210
		30001 Taka to 50,000 Taka	-	-	10001 to 20000	-	-
		50001 Taka to 1,00,000 Taka	-	-	20001 to above	-	-
		1,00,001 Taka to 3,00,000 Taka	-	-	-	-	-
		3,00,001 Taka and Above	-	-	-	-	-
		Total	1,003	4,725,118	Total	1,011	1,623,511
		Upto 4,000 Taka	35	53,901	0 to 2000 Taka	536	758,697
		4,001 Taka to 10,000 Taka	303	1,290,757	2001 to 5000	338	1,255,267
		488	Samannita Samaj Unnayan Kendra 00948-01320-00561	10001 Taka to 30,000 Taka	143	1,946,860	5001 to 10000
30001 Taka to 50,000 Taka	14			182,529	10001 to 20000	-	-
50001 Taka to 1,00,000 Taka	137			7,961,068	20001 to above	-	-
1,00,001 Taka to 3,00,000 Taka	-			-	-	-	-
3,00,001 Taka and Above	-			-	-	-	-
Total	632			11,435,115	Total	882	2,062,337

SL. No.	Name & Licence No	Loan Range	No of Borrowers in the Range	Amount of Loan Outstanding in the Range (in Tk.)	Savings Range	No. of Savers	Balance of Savings (in Tk.)		
489	Samannita Umnayan Seba Sangathan (SUSS) 01230-00434-00051	Upto 4,000 Taka	33	67,670	0 to 2000 Taka	3,146	2,995,938		
		4,001 Taka to 10,000 Taka	1,859	9,064,241	2001 to 5000	1,351	4,100,477		
		10001 Taka to 30,000 Taka	2,018	21,775,877	5001 to 10000	687	2,788,211		
		30001 Taka to 50,000 Taka	65	2,493,347	10001 to 20000	119	1,525,827		
		50001 Taka to 1,00,000 Taka	22	779,427	20001 to above	-	-		
		1,00,001 Taka to 3,00,000 Taka	5	458,314	-	-	-		
		3,00,001 Taka and Above	-	-	-	-	-		
		Total	4,002	34,638,876	Total	5,303	11,410,453		
		490	Samata Umnayan Sangstha 01466-03813-00364	Upto 4,000 Taka	18	63,735	0 to 2000 Taka	915	1,799,997
				4,001 Taka to 10,000 Taka	478	3,498,365	2001 to 5000	845	2,964,705
10001 Taka to 30,000 Taka	365			4,555,323	5001 to 10000	46	466,532		
30001 Taka to 50,000 Taka	14			272,162	10001 to 20000	18	327,550		
50001 Taka to 1,00,000 Taka	7			134,172	20001 to above	7	165,085		
1,00,001 Taka to 3,00,000 Taka	-			-	-	-	-		
3,00,001 Taka and Above	-			-	-	-	-		
Total	882			8,523,757	Total	1,831	5,723,869		
491	Sammannita Samaj Umnayan Sangstha (ICDA) 00615-03147-00289			Upto 4,000 Taka	587	2,079,471	0 to 2000 Taka	4,981	3,553,731
				4,001 Taka to 10,000 Taka	2,201	13,194,969	2001 to 5000	2,508	7,622,974
		10001 Taka to 30,000 Taka	2,632	28,352,458	5001 to 10000	1,017	6,803,148		
		30001 Taka to 50,000 Taka	346	11,257,759	10001 to 20000	355	4,434,436		
		50001 Taka to 1,00,000 Taka	105	5,353,033	20001 to above	88	2,982,833		
		1,00,001 Taka to 3,00,000 Taka	32	4,377,694	-	-	-		
		3,00,001 Taka and Above	2	605,260	-	-	-		
		Total	5,905	65,220,644	Total	8,949	25,397,122		
		492	SAMMILON FOUNDATION 00016-03290-00619	Upto 4,000 Taka	299	366,179	0 to 2000 Taka	1,064	727,322
				4,001 Taka to 10,000 Taka	418	2,403,850	2001 to 5000	349	1,128,680
10001 Taka to 30,000 Taka	208			2,574,545	5001 to 10000	35	299,838		
30001 Taka to 50,000 Taka	9			212,745	10001 to 20000	28	411,907		
50001 Taka to 1,00,000 Taka	-			-	20001 to above	11	326,570		
1,00,001 Taka to 3,00,000 Taka	-			-	-	-	-		
3,00,001 Taka and Above	-	-	-	-	-				
Total	934	5,557,319	Total	1,487	2,894,317				

SL. No.	Name & Licence No	Loan Range	No of Borrowers in the Range	Amount of Loan Outstanding in the Range (in Tk.)	Savings Range	No. of Savers	Balance of Savings (in Tk.)
493	Sanchayan Ummayan Sangstha (SUS) 01645-04174-00696	Upto 4,000 Taka	355	1,366,775	0 to 2000 Taka	711	1,280,805
		4,001 Taka to 10,000 Taka	420	2,602,350	2001 to 5000	106	544,025
		10001 Taka to 30,000 Taka	54	1,385,526	5001 to 10000	131	1,067,950
		30001 Taka to 50,000 Taka	-	-	10001 to 20000	-	-
		50001 Taka to 1,00,000 Taka	-	-	20001 to above	-	-
		1,00,001 Taka to 3,00,000 Taka	-	-	-	-	-
		3,00,001 Taka and Above	-	-	-	-	-
		Total	829	5,354,651	Total	948	2,892,780
494	Sancred Welfare Foundation (SWF) 00315-02052-00054	Upto 4,000 Taka	472	1,217,300	0 to 2000 Taka	4,362	7,372,959
		4,001 Taka to 10,000 Taka	4,964	34,917,733	2001 to 5000	2,916	10,735,791
		10001 Taka to 30,000 Taka	-	-	5001 to 10000	1,374	9,839,497
		30001 Taka to 50,000 Taka	1,225	37,446,612	10001 to 20000	106	1,192,778
		50001 Taka to 1,00,000 Taka	-	-	20001 to above	-	-
		1,00,001 Taka to 3,00,000 Taka	-	-	-	-	-
		3,00,001 Taka and Above	6	2,035,723	-	-	-
		Total	6,667	75,617,368	Total	8,758	29,141,025
495	Sangkalpa Trust 02117-01261-00409	Upto 4,000 Taka	2,190	8,709,630	0 to 2000 Taka	13,474	12,678,518
		4,001 Taka to 10,000 Taka	4,669	39,235,174	2001 to 5000	3,620	9,303,400
		10001 Taka to 30,000 Taka	6,057	69,116,427	5001 to 10000	630	3,502,800
		30001 Taka to 50,000 Taka	581	18,603,039	10001 to 20000	135	1,519,830
		50001 Taka to 1,00,000 Taka	250	12,664,500	20001 to above	37	790,246
		1,00,001 Taka to 3,00,000 Taka	68	7,898,540	-	-	-
		3,00,001 Taka and Above	-	-	-	-	-
		Total	13,815	156,227,310	Total	17,896	27,794,794
496	Sangram (Sangathita Gramunnayan Karmasuchee) 03782-00958-00188	Upto 4,000 Taka	915	3,215,427	0 to 2000 Taka	34,475	27,961,705
		4,001 Taka to 10,000 Taka	13,220	61,824,529	2001 to 5000	3,318	7,245,835
		10001 Taka to 30,000 Taka	6,132	52,942,328	5001 to 10000	1,385	10,325,645
		30001 Taka to 50,000 Taka	715	12,542,685	10001 to 20000	267	3,485,267
		50001 Taka to 1,00,000 Taka	1,552	70,215,348	20001 to above	53	1,115,745
		1,00,001 Taka to 3,00,000 Taka	384	38,546,725	-	-	-
		3,00,001 Taka and Above	9	1,652,485	-	-	-
		Total	22,927	240,939,527	Total	39,498	50,134,197

SL. No.	Name & Licence No	Loan Range	No of Borrowers in the Range	Amount of Loan Outstanding in the Range (in Tk.)	Savings Range	No. of Savers	Balance of Savings (in Tk.)
497	Santal Mission Norwegian Board 00314-02594-00407	Upto 4,000 Taka	1,438	2,358,117	0 to 2000 Taka	4,652	5,344,599
		4,001 Taka to 10,000 Taka	3,853	18,577,902	2001 to 5000	3,422	9,787,821
		10001 Taka to 30,000 Taka	2,648	36,820,943	5001 to 10000	302	2,056,564
		30001 Taka to 50,000 Taka	73	2,259,094	10001 to 20000	-	-
		50001 Taka to 1,00,000 Taka	41	2,133,110	20001 to above	-	-
		1,00,001 Taka to 3,00,000 Taka	-	-	-	-	-
		3,00,001 Taka and Above	-	-	-	-	-
		Total	8,053	62,149,166	Total	8,376	17,188,984
498	Saptagram Nari Swanirvar Parishad 01884-02230-00121	Upto 4,000 Taka	61	115,544	0 to 2000 Taka	1,067	1,235,080
		4,001 Taka to 10,000 Taka	616	3,577,391	2001 to 5000	1,064	2,896,499
		10001 Taka to 30,000 Taka	892	10,113,415	5001 to 10000	270	1,724,311
		30001 Taka to 50,000 Taka	182	2,623,774	10001 to 20000	13	149,856
		50001 Taka to 1,00,000 Taka	-	-	20001 to above	3	84,463
		1,00,001 Taka to 3,00,000 Taka	-	-	-	-	-
		3,00,001 Taka and Above	-	-	-	-	-
		Total	1,751	16,430,124	Total	2,417	6,090,209
499	Sathi Unnayan Sangstha 03394-01823-00741	Upto 4,000 Taka	442	994,229	0 to 2000 Taka	794	956,423
		4,001 Taka to 10,000 Taka	314	1,520,597	2001 to 5000	453	1,379,407
		10001 Taka to 30,000 Taka	237	2,910,030	5001 to 10000	105	717,475
		30001 Taka to 50,000 Taka	38	1,090,086	10001 to 20000	39	520,165
		50001 Taka to 1,00,000 Taka	16	835,976	20001 to above	24	754,805
		1,00,001 Taka to 3,00,000 Taka	-	-	-	-	-
		3,00,001 Taka and Above	-	-	-	-	-
		Total	1,047	7,350,918	Total	1,415	4,328,275
500	Satkhira Unnayan Sangstha (SUS) 00895-00696-00225	Upto 4,000 Taka	588	1,378,860	0 to 2000 Taka	34,500	53,924,531
		4,001 Taka to 10,000 Taka	17,317	96,024,004	2001 to 5000	12,140	10,921,300
		10001 Taka to 30,000 Taka	11,813	39,130,352	5001 to 10000	2,393	5,820,885
		30001 Taka to 50,000 Taka	1,023	31,933,986	10001 to 20000	1,695	1,456,488
		50001 Taka to 1,00,000 Taka	954	55,673,709	20001 to above	165	1,407,459
		1,00,001 Taka to 3,00,000 Taka	277	40,240,316	-	-	-
		3,00,001 Taka and Above	6	2,140,650	-	-	-
		Total	31,978	266,521,877	Total	50,893	73,530,663

SL. No.	Name & Licence No	Loan Range	No of Borrowers in the Range	Amount of Loan Outstanding in the Range (in Tk.)	Savings Range	No. of Savers	Balance of Savings (in Tk.)
501	Save Our Life 00175-02025-00563	Upto 4,000 Taka	2	6,362	0 to 2000 Taka	382	406,684
		4,001 Taka to 10,000 Taka	198	1,073,974	2001 to 5000	322	1,070,794
		10001 Taka to 30,000 Taka	433	4,932,326	5001 to 10000	214	1,481,626
		30001 Taka to 50,000 Taka	108	2,658,029	10001 to 20000	107	1,182,928
		50001 Taka to 1,00,000 Taka	14	935,144	20001 to above	34	999,785
		1,00,001 Taka to 3,00,000 Taka	5	392,856	-	-	-
		3,00,001 Taka and Above	-	-	-	-	-
		Total	760	9,998,691	Total	1,059	5,141,817
502	Save Our Society 00229-01630-00332	Upto 4,000 Taka	1,665	4,703,625	0 to 2000 Taka	2,650	2,113,572
		4,001 Taka to 10,000 Taka	820	4,964,435	2001 to 5000	-	-
		10001 Taka to 30,000 Taka	-	-	5001 to 10000	-	-
		30001 Taka to 50,000 Taka	-	-	10001 to 20000	-	-
		50001 Taka to 1,00,000 Taka	-	-	20001 to above	-	-
		1,00,001 Taka to 3,00,000 Taka	-	-	-	-	-
		3,00,001 Taka and Above	-	-	-	-	-
		Total	2,485	9,668,060	Total	2,650	2,113,572
503	Saviour (SAVIOUR) 00232-01067-00574	Upto 4,000 Taka	298	3,283,350	0 to 2000 Taka	350	2,500,775
		4,001 Taka to 10,000 Taka	200	600,000	2001 to 5000	227	498,000
		10001 Taka to 30,000 Taka	50	200,000	5001 to 10000	400	800,000
		30001 Taka to 50,000 Taka	50	200,000	10001 to 20000	50	150,000
		50001 Taka to 1,00,000 Taka	-	-	20001 to above	44	150,000
		1,00,001 Taka to 3,00,000 Taka	-	-	-	-	-
		3,00,001 Taka and Above	-	-	-	-	-
		Total	598	4,283,350	Total	1,071	4,098,775
504	SDS 03074-04616-00229	Upto 4,000 Taka	3,336	13,420,795	0 to 2000 Taka	17,736	25,312,420
		4,001 Taka to 10,000 Taka	11,735	87,378,637	2001 to 5000	28,384	88,774,510
		10001 Taka to 30,000 Taka	23,843	323,749,668	5001 to 10000	11,526	58,077,521
		30001 Taka to 50,000 Taka	4,259	133,438,043	10001 to 20000	2,130	21,955,513
		50001 Taka to 1,00,000 Taka	1,284	65,880,863	20001 to above	384	8,742,713
		1,00,001 Taka to 3,00,000 Taka	199	20,057,119	-	-	-
		3,00,001 Taka and Above	10	3,480,699	-	-	-
		Total	44,666	647,405,824	Total	60,160	202,862,677

SL. No.	Name & Licence No	Loan Range	No of Borrowers in the Range	Amount of Loan Outstanding in the Range (in Tk.)	Savings Range	No. of Savers	Balance of Savings (in Tk.)	
505	Seba Artha Samajik Unnayan Sangstha 05267-02974-00688	Upto 4,000 Taka	253	650,987	0 to 2000 Taka	953	779,162	
		4,001 Taka to 10,000 Taka	480	2,076,496	2001 to 5000	378	1,305,006	
		10001 Taka to 30,000 Taka	337	4,375,054	5001 to 10000	98	653,837	
		30001 Taka to 50,000 Taka	43	1,264,149	10001 to 20000	40	502,500	
		50001 Taka to 1,00,000 Taka	9	514,788	20001 to above	29	766,073	
		1,00,001 Taka to 3,00,000 Taka	-	-	-	-	-	-
		3,00,001 Taka and Above	-	-	-	-	-	-
		Total	1,122	8,881,474	Total	1,498	4,006,578	
506	Seba Environment Development Society 01689-01092-00530	Upto 4,000 Taka	70	229,390	0 to 2000 Taka	268	382,704	
		4,001 Taka to 10,000 Taka	238	1,896,108	2001 to 5000	458	986,290	
		10001 Taka to 30,000 Taka	114	1,509,501	5001 to 10000	68	432,540	
		30001 Taka to 50,000 Taka	18	688,404	10001 to 20000	38	327,111	
		50001 Taka to 1,00,000 Taka	7	432,875	20001 to above	-	-	
		1,00,001 Taka to 3,00,000 Taka	-	-	-	-	-	-
		3,00,001 Taka and Above	-	-	-	-	-	-
		Total	447	4,756,278	Total	832	2,128,645	
507	SEBA - Social Edification of Benign Assimilation Society 02821-04576-00320	Upto 4,000 Taka	277	489,142	0 to 2000 Taka	1,365	8,400,376	
		4,001 Taka to 10,000 Taka	824	3,627,296	2001 to 5000	641	2,077,502	
		10001 Taka to 30,000 Taka	410	4,886,158	5001 to 10000	223	1,473,917	
		30001 Taka to 50,000 Taka	37	855,494	10001 to 20000	26	407,555	
		50001 Taka to 1,00,000 Taka	26	962,029	20001 to above	6	243,346	
		1,00,001 Taka to 3,00,000 Taka	2	235,400	-	-	-	-
		3,00,001 Taka and Above	-	-	-	-	-	-
		Total	1,576	11,055,519	Total	2,261	5,042,696	
508	Self-Help & Rehabilitation Program 02630-02645-00308	Upto 4,000 Taka	770	3,183,756	0 to 2000 Taka	8,127	13,222,473	
		4,001 Taka to 10,000 Taka	7,998	41,774,080	2001 to 5000	9,178	30,098,170	
		10001 Taka to 30,000 Taka	10,867	162,471,134	5001 to 10000	6,503	39,118,974	
		30001 Taka to 50,000 Taka	518	11,764,066	10001 to 20000	697	9,571,972	
		50001 Taka to 1,00,000 Taka	237	12,669,651	20001 to above	29	779,410	
		1,00,001 Taka to 3,00,000 Taka	103	6,275,622	-	-	-	-
		3,00,001 Taka and Above	-	-	-	-	-	-
		Total	20,493	238,138,309	Total	24,534	92,790,999	

SL. No.	Name & Licence No	Loan Range	No of Borrowers in the Range	Amount of Loan Outstanding in the Range (in Tk.)	Savings Range	No. of Savers	Balance of Savings (in Tk.)
509	SERWTCl- Self- Employment for Rural Destitute Women Through Cottage industries 04086-04801-00371	Upto 4,000 Taka	9,181	20,264,769	0 to 2000 Taka	22,014	6,201,345
		4,001 Taka to 10,000 Taka	13,415	74,207,260	2001 to 5000	4,277	10,847,852
		10001 Taka to 30,000 Taka	4,048	46,066,034	5001 to 10000	1,168	6,123,856
		30001 Taka to 50,000 Taka	-	-	10001 to 20000	95	1,142,696
		50001 Taka to 1,00,000 Taka	-	-	20001 to above	1	24,600
		1,00,001 Taka to 3,00,000 Taka	-	-	-	-	-
		3,00,001 Taka and Above	-	-	-	-	-
	Total		26,644	140,538,063	Total	27,555	24,340,349
510	SETU 03033-03265-00049	Upto 4,000 Taka	445	773,554	0 to 2000 Taka	44,205	51,865,057
		4,001 Taka to 10,000 Taka	10,428	30,476,645	2001 to 5000	6,434	22,685,929
		10001 Taka to 30,000 Taka	29,853	241,941,175	5001 to 10000	1,172	12,236,542
		30001 Taka to 50,000 Taka	735	17,053,188	10001 to 20000	751	12,852,071
		50001 Taka to 1,00,000 Taka	485	23,480,564	20001 to above	356	1,340,766
		1,00,001 Taka to 3,00,000 Taka	198	29,435,381	-	-	-
		3,00,001 Taka and Above	5	1,500,000	-	-	-
	Total	42,149	344,660,507	Total	52,918	100,980,365	
511	Seva Manabik Unnayan Kendra 00668-00530-00552	Upto 4,000 Taka	45	120,235	0 to 2000 Taka	495	432,420
		4,001 Taka to 10,000 Taka	351	1,855,542	2001 to 5000	669	737,705
		10001 Taka to 30,000 Taka	592	4,463,277	5001 to 10000	38	365,780
		30001 Taka to 50,000 Taka	7	150,000	10001 to 20000	3	40,335
		50001 Taka to 1,00,000 Taka	-	-	20001 to above	-	-
		1,00,001 Taka to 3,00,000 Taka	-	-	-	-	-
		3,00,001 Taka and Above	-	-	-	-	-
	Total	995	6,589,054	Total	1,205	1,576,240	
512	Shakharunjo Samaj Unnayan Sangstha 04903-02203-00480	Upto 4,000 Taka	461	840,637	0 to 2000 Taka	815	365,347
		4,001 Taka to 10,000 Taka	213	899,286	2001 to 5000	77	192,500
		10001 Taka to 30,000 Taka	76	645,088	5001 to 10000	11	60,500
		30001 Taka to 50,000 Taka	38	967,552	10001 to 20000	-	-
		50001 Taka to 1,00,000 Taka	17	623,682	20001 to above	-	-
		1,00,001 Taka to 3,00,000 Taka	-	-	-	-	-
		3,00,001 Taka and Above	-	-	-	-	-
	Total	805	3,976,245	Total	903	618,347	

SL. No.	Name & Licence No	Loan Range	No of Borrowers in the Range	Amount of Loan Outstanding in the Ruage (in Tk.)	Savings Range	No. of Savers	Balance of Savings (in Tk.)
513	Shakaler Jannya Kallyan 02371-01271-00257	Upto 4,000 Taka	12	24,000	0 to 2000 Taka	3,267	2,838,065
		4,001 Taka to 10,000 Taka	2,102	11,249,611	2001 to 5000	302	709,700
		10001 Taka to 30,000 Taka	410	4,886,148	5001 to 10000	6	31,920
		30001 Taka to 50,000 Taka	-	-	10001 to 20000	-	-
		50001 Taka to 1,00,000 Taka	-	-	20001 to above	-	-
		1,00,001 Taka to 3,00,000 Taka	-	-	-	-	-
		3,00,001 Taka and Above	-	-	-	-	-
		Total	2,524	16,159,759	Total	3,575	3,579,685
514	Shakti Foundation for Disadvantaged women 00176-00059-00018	Upto 4,000 Taka	7,290	39,941,166	0 to 2000 Taka	287,362	267,233,854
		4,001 Taka to 10,000 Taka	211,474	1,065,181,293	2001 to 5000	100,726	305,080,179
		10001 Taka to 30,000 Taka	160,484	1,590,746,152	5001 to 10000	29,546	166,477,916
		30001 Taka to 50,000 Taka	11,241	275,872,832	10001 to 20000	12,642	100,243,749
		50001 Taka to 1,00,000 Taka	844	30,854,796	20001 to above	3,481	52,256,118
		1,00,001 Taka to 3,00,000 Taka	208	17,970,262	-	-	-
		3,00,001 Taka and Above	56	11,773,042	-	-	-
		Total	391,597	3,032,339,543	Total	433,757	891,291,816
515	Shamoli Polli Unnayan Sangstha 00760-01412-00674	Upto 4,000 Taka	122	272,307	0 to 2000 Taka	492	437,815
		4,001 Taka to 10,000 Taka	295	1,231,760	2001 to 5000	417	1,057,800
		10001 Taka to 30,000 Taka	187	2,683,604	5001 to 10000	126	692,327
		30001 Taka to 50,000 Taka	125	2,814,095	10001 to 20000	67	585,480
		50001 Taka to 1,00,000 Taka	32	1,609,580	20001 to above	7	327,800
		1,00,001 Taka to 3,00,000 Taka	1	146,250	-	-	-
		3,00,001 Taka and Above	-	-	-	-	-
		Total	762	8,757,596	Total	1,109	3,101,222
516	Shanti Prio Sangstha 00926-01517-00460	Upto 4,000 Taka	90	247,640	0 to 2000 Taka	1,019	1,114,349
		4,001 Taka to 10,000 Taka	569	3,776,395	2001 to 5000	1,450	6,007,451
		10001 Taka to 30,000 Taka	1,291	17,659,175	5001 to 10000	897	6,097,947
		30001 Taka to 50,000 Taka	452	10,619,093	10001 to 20000	267	3,709,611
		50001 Taka to 1,00,000 Taka	159	7,015,323	20001 to above	98	1,914,295
		1,00,001 Taka to 3,00,000 Taka	55	5,973,637	-	-	-
		3,00,001 Taka and Above	8	1,495,628	-	-	-
		Total	2,624	46,786,891	Total	3,731	18,843,653

SL. No.	Name & Licence No	Loan Range	No of Borrowers in the Range	Amount of Loan Outstanding in the Ruage (in Tk.)	Savings Range	No. of Savers	Balance of Savings (in Tk.)
517	Shanti Uddyog Trust-SUT 0253-03651-00464	Upto 4,000 Taka	243	820,125	0 to 2000 Taka	565	735,885
		4,001 Taka to 10,000 Taka	267	2,104,494	2001 to 5000	239	781,938
		10001 Taka to 30,000 Taka	236	3,672,382	5001 to 10000	140	979,512
		30001 Taka to 50,000 Taka	-	-	10001 to 20000	65	923,380
		50001 Taka to 1,00,000 Taka	66	2,062,830	20001 to above	33	968,414
		1,00,001 Taka to 3,00,000 Taka	35	1,124,200	-	-	-
		3,00,001 Taka and Above	3	465,750	-	-	-
		Total	850	10,249,781	Total	1,042	4,389,129
518	Shapla Gram Ummayan Sangtha 05318-00561-00053	Upto 4,000 Taka	3,284	12,147,455	0 to 2000 Taka	5,332	7,075,650
		4,001 Taka to 10,000 Taka	1,482	13,323,180	2001 to 5000	2,268	5,849,172
		10001 Taka to 30,000 Taka	922	19,114,904	5001 to 10000	852	4,970,568
		30001 Taka to 50,000 Taka	112	4,006,011	10001 to 20000	12	152,532
		50001 Taka to 1,00,000 Taka	54	3,271,320	20001 to above	4	138,458
		1,00,001 Taka to 3,00,000 Taka	3	2,196,170	-	-	-
		3,00,001 Taka and Above	-	-	-	-	-
		Total	5,857	54,059,040	Total	8,468	18,186,380
519	Shaplaful 01188-00449-00196	Upto 4,000 Taka	7,232	22,625,005	0 to 2000 Taka	9,190	9,012,590
		4,001 Taka to 10,000 Taka	2,709	17,201,558	2001 to 5000	1,502	4,154,600
		10001 Taka to 30,000 Taka	1,158	3,199,469	5001 to 10000	46	440,768
		30001 Taka to 50,000 Taka	80	2,433,815	10001 to 20000	37	574,200
		50001 Taka to 1,00,000 Taka	66	1,522,157	20001 to above	-	-
		1,00,001 Taka to 3,00,000 Taka	2	148,293	-	-	-
		3,00,001 Taka and Above	-	-	-	-	-
		Total	11,247	47,130,297	Total	10,775	14,182,158
520	Shatabdee Palli Ummayan Sangtha 02767-00939-00348	Upto 4,000 Taka	646	1,107,715	0 to 2000 Taka	1,321	590,087
		4,001 Taka to 10,000 Taka	826	4,405,324	2001 to 5000	791	1,788,451
		10001 Taka to 30,000 Taka	388	5,207,555	5001 to 10000	367	1,908,767
		30001 Taka to 50,000 Taka	35	1,198,960	10001 to 20000	-	-
		50001 Taka to 1,00,000 Taka	-	-	20001 to above	-	-
		1,00,001 Taka to 3,00,000 Taka	-	-	-	-	-
		3,00,001 Taka and Above	-	-	-	-	-
		Total	1,895	11,919,554	Total	2,479	4,287,305

SL. No.	Name & Licence No	Loan Range	No of Borrowers in the Range	Amount of Loan Outstanding in the Range (in Tk.)	Savings Range	No. of Savers	Balance of Savings (in Tk.)	
521	Shawdesh Ummayan Kendra-SUK 00256-03650-00426	Upto 4,000 Taka	15	22,780	0 to 2000 Taka	583	587,251	
		4,001 Taka to 10,000 Taka	675	2,455,340	2001 to 5000	631	1,783,703	
		10001 Taka to 30,000 Taka	892	8,841,876	5001 to 10000	184	1,013,053	
		30001 Taka to 50,000 Taka	75	1,742,025	10001 to 20000	37	495,776	
		50001 Taka to 1,00,000 Taka	4	58,050	20001 to above	4	91,214	
		1,00,001 Taka to 3,00,000 Taka	-	-	-	-	-	-
		3,00,001 Taka and Above	-	-	-	-	-	-
		Total	1,661	13,120,071	Total	1,439	3,970,997	
522	Sheba Manab Kallyan Kendra (SMKK) 03182-00207-00143	Upto 4,000 Taka	178	628,724	0 to 2000 Taka	724	1,193,523	
		4,001 Taka to 10,000 Taka	320	3,070,512	2001 to 5000	302	820,534	
		10001 Taka to 30,000 Taka	304	4,875,222	5001 to 10000	122	692,806	
		30001 Taka to 50,000 Taka	-	-	10001 to 20000	-	-	
		50001 Taka to 1,00,000 Taka	-	-	20001 to above	-	-	
		1,00,001 Taka to 3,00,000 Taka	-	-	-	-	-	
		3,00,001 Taka and Above	-	-	-	-	-	
		Total	802	8,574,458	Total	1,148	2,706,863	
523	Shefali Mohila Kallyan Sango 05632-02919-00718	Upto 4,000 Taka	853	7,877,370	0 to 2000 Taka	1,506	490,285	
		4,001 Taka to 10,000 Taka	301	1,614,356	2001 to 5000	425	1,257,902	
		10001 Taka to 30,000 Taka	552	7,408,895	5001 to 10000	7	37,199	
		30001 Taka to 50,000 Taka	11	532,400	10001 to 20000	1	10,783	
		50001 Taka to 1,00,000 Taka	-	-	20001 to above	-	-	
		1,00,001 Taka to 3,00,000 Taka	-	-	-	-	-	
		3,00,001 Taka and Above	-	-	-	-	-	
		Total	1,717	17,433,021	Total	1,939	1,796,169	
524	SHES O02991-02053-00678	Upto 4,000 Taka	-	-	0 to 2000 Taka	635	1,017,239	
		4,001 Taka to 10,000 Taka	744	4,629,218	2001 to 5000	267	729,621	
		10001 Taka to 30,000 Taka	201	2,516,944	5001 to 10000	114	644,317	
		30001 Taka to 50,000 Taka	30	1,132,258	10001 to 20000	36	427,335	
		50001 Taka to 1,00,000 Taka	-	-	20001 to above	3	64,214	
		1,00,001 Taka to 3,00,000 Taka	-	-	-	-	-	
		3,00,001 Taka and Above	-	-	-	-	-	
		Total	975	8,278,420	Total	1,055	2,882,726	

SL. No.	Name & Licence No	Loan Range	No of Borrowers in the Range	Amount of Loan Outstanding in the Range (in Tk.)	Savings Range	No. of Savers	Balance of Savings (in Tk.)
525	Shetu Bangladesh 00188-00254-00198	Upto 4,000 Taka	460	1,223,516	0 to 2000 Taka	2,443	2,639,905
		4,001 Taka to 10,000 Taka	536	4,457,556	2001 to 5000	672	2,583,982
		10001 Taka to 30,000 Taka	135	1,824,361	5001 to 10000	198	1,744,440
		30001 Taka to 50,000 Taka	-	-	10001 to 20000	22	238,810
		50001 Taka to 1,00,000 Taka	-	-	20001 to above	9	202,590
		1,00,001 Taka to 3,00,000 Taka	-	-	-	-	-
		3,00,001 Taka and Above	-	-	-	-	-
		Total	1,131	7,505,433	Total	3,344	7,409,727
526	Shikha Samaj Kalyan Sangstha 01388-01705-00668	Upto 4,000 Taka	86	120,371	0 to 2000 Taka	770	765,749
		4,001 Taka to 10,000 Taka	325	1,536,410	2001 to 5000	336	991,936
		10001 Taka to 30,000 Taka	442	4,194,388	5001 to 10000	7	270,176
		30001 Taka to 50,000 Taka	12	244,314	10001 to 20000	7	87,853
		50001 Taka to 1,00,000 Taka	-	-	20001 to above	1	23,859
		1,00,001 Taka to 3,00,000 Taka	-	-	-	-	-
		3,00,001 Taka and Above	-	-	-	-	-
		Total	865	6,095,483	Total	1,156	2,139,573
527	Shiropa Development Society 02516-01291-00468	Upto 4,000 Taka	32	60,364	0 to 2000 Taka	2,171	2,559,913
		4,001 Taka to 10,000 Taka	1,672	9,756,819	2001 to 5000	1,075	3,117,719
		10001 Taka to 30,000 Taka	1,122	13,218,903	5001 to 10000	84	537,986
		30001 Taka to 50,000 Taka	11	309,866	10001 to 20000	11	383,743
		50001 Taka to 1,00,000 Taka	5	209,473	20001 to above	1	120,770
		1,00,001 Taka to 3,00,000 Taka	-	-	-	-	-
		3,00,001 Taka and Above	-	-	-	-	-
		Total	2,842	23,555,425	Total	3,342	6,720,131
528	Shishu Niloy Foundation 05136-00895-00001	Upto 4,000 Taka	532	1,344,257	0 to 2000 Taka	19,045	21,600,791
		4,001 Taka to 10,000 Taka	4,446	30,520,429	2001 to 5000	9,940	25,224,326
		10001 Taka to 30,000 Taka	20,465	220,193,075	5001 to 10000	3,585	20,299,878
		30001 Taka to 50,000 Taka	906	27,560,058	10001 to 20000	662	8,750,611
		50001 Taka to 1,00,000 Taka	991	43,889,131	20001 to above	83	1,967,930
		1,00,001 Taka to 3,00,000 Taka	169	15,727,379	-	-	-
		3,00,001 Taka and Above	5	1,592,660	-	-	-
		Total	27,514	340,826,989	Total	33,315	77,843,536

SL. No.	Name & Licence No	Loan Range	No of Borrowers in the Range	Amount of Loan Outstanding in the Ruage (in Tk.)	Savings Range	No. of Savers	Balance of Savings (in Tk.)	
529	Shishu Sasthya Foundation, Bangladesh 01359-03407-00216	Upto 4,000 Taka	85	106,440	0 to 2000 Taka	3,930	2,761,058	
		4,001 Taka to 10,000 Taka	2,836	12,170,940	2001 to 5000	1,818	5,423,165	
		10001 Taka to 30,000 Taka	2,867	28,335,399	5001 to 10000	453	3,280,337	
		30001 Taka to 50,000 Taka	14	485,140	10001 to 20000	21	252,756	
		50001 Taka to 1,00,000 Taka	20	1,051,753	20001 to above	1	28,558	
		1,00,001 Taka to 3,00,000 Taka	-	-	-	-	-	-
		3,00,001 Taka and Above	-	-	-	-	-	-
		Total	5,822	42,149,672	Total	6,223	11,745,874	
530	Shital Kamramukhi Unnayan Sangstha 00553-00103-00462	Upto 4,000 Taka	360	1,078,585	0 to 2000 Taka	1,160	1,516,779	
		4,001 Taka to 10,000 Taka	708	3,325,600	2001 to 5000	852	3,008,240	
		10001 Taka to 30,000 Taka	240	2,907,240	5001 to 10000	120	1,070,940	
		30001 Taka to 50,000 Taka	111	3,010,620	10001 to 20000	70	1,419,200	
		50001 Taka to 1,00,000 Taka	10	716,400	20001 to above	11	482,600	
		1,00,001 Taka to 3,00,000 Taka	4	220,673	-	-	-	-
		3,00,001 Taka and Above	-	-	-	-	-	-
		Total	1,433	11,259,118	Total	2,213	7,497,759	
531	Shotophool Bangladesh 01116-00072-00207	Upto 4,000 Taka	360	1,728,000	0 to 2000 Taka	8,660	17,502,094	
		4,001 Taka to 10,000 Taka	4,520	51,528,000	2001 to 5000	8,262	16,697,725	
		10001 Taka to 30,000 Taka	8,535	129,227,689	5001 to 10000	1,866	3,771,236	
		30001 Taka to 50,000 Taka	790	8,855,900	10001 to 20000	325	656,834	
		50001 Taka to 1,00,000 Taka	310	3,785,100	20001 to above	-	-	
		1,00,001 Taka to 3,00,000 Taka	100	1,521,000	-	-	-	-
		3,00,001 Taka and Above	-	-	-	-	-	-
		Total	14,615	196,645,689	Total	19,113	38,627,889	
532	Shusamaj Foundation 00818-01310-00687	Upto 4,000 Taka	276	828,000	0 to 2000 Taka	608	185,068	
		4,001 Taka to 10,000 Taka	398	2,388,000	2001 to 5000	556	1,646,000	
		10001 Taka to 30,000 Taka	627	2,423,720	5001 to 10000	211	1,482,500	
		30001 Taka to 50,000 Taka	72	1,620,000	10001 to 20000	66	936,000	
		50001 Taka to 1,00,000 Taka	-	-	20001 to above	1	21,875	
		1,00,001 Taka to 3,00,000 Taka	-	-	-	-	-	-
		3,00,001 Taka and Above	-	-	-	-	-	-
		Total	1,373	7,259,720	Total	1,442	4,271,443	

SL. No.	Name & Licence No	Loan Range	No of Borrowers in the Range	Amount of Loan Outstanding in the Range (in Tk.)	Savings Range	No. of Savers	Balance of Savings (in Tk.)
533	SHUSHILAN 00345-00075-00038	Upto 4,000 Taka	361	539,451	0 to 2000 Taka	2,704	3,140,305
		4,001 Taka to 10,000 Taka	1,638	6,469,705	2001 to 5000	1,449	5,285,656
		10001 Taka to 30,000 Taka	1,069	14,139,472	5001 to 10000	535	4,096,407
		30001 Taka to 50,000 Taka	423	5,698,234	10001 to 20000	208	2,732,984
		50001 Taka to 1,00,000 Taka	147	5,820,389	20001 to above	134	4,581,176
		1,00,001 Taka to 3,00,000 Taka	59	4,260,145	-	-	-
		3,00,001 Taka and Above	6	1,268,571	-	-	-
		Total	3,703	38,195,967	Total	5,030	19,836,528
534	Sisa Jubo Samaj Kallayan Sangstha 01742-01625-00549	Upto 4,000 Taka	6	6,710	0 to 2000 Taka	164	177,254
		4,001 Taka to 10,000 Taka	140	449,547	2001 to 5000	463	1,569,710
		10001 Taka to 30,000 Taka	527	3,732,600	5001 to 10000	178	1,206,093
		30001 Taka to 50,000 Taka	104	2,745,082	10001 to 20000	65	752,883
		50001 Taka to 1,00,000 Taka	4	227,371	20001 to above	1	29,614
		1,00,001 Taka to 3,00,000 Taka	-	-	-	-	-
		3,00,001 Taka and Above	-	-	-	-	-
		Total	781	7,161,310	Total	871	3,735,554
535	SKS Foundation 01621-00534-00045	Upto 4,000 Taka	4,254	13,080,973	0 to 2000 Taka	72,990	50,000,946
		4,001 Taka to 10,000 Taka	26,312	176,124,149	2001 to 5000	25,723	81,474,340
		10001 Taka to 30,000 Taka	62,651	541,573,925	5001 to 10000	15,505	84,760,048
		30001 Taka to 50,000 Taka	1,255	36,078,187	10001 to 20000	3,383	43,356,296
		50001 Taka to 1,00,000 Taka	1,356	63,918,044	20001 to above	557	16,166,453
		1,00,001 Taka to 3,00,000 Taka	286	27,533,738	-	-	-
		3,00,001 Taka and Above	15	4,887,750	-	-	-
		Total	96,129	863,196,766	Total	118,158	275,758,083
536	Sneha Neer Sangstha 00621-02007-00498	Upto 4,000 Taka	93	122,312	0 to 2000 Taka	935	802,531
		4,001 Taka to 10,000 Taka	378	1,337,637	2001 to 5000	323	958,512
		10001 Taka to 30,000 Taka	421	4,426,825	5001 to 10000	55	377,741
		30001 Taka to 50,000 Taka	41	962,842	10001 to 20000	7	89,170
		50001 Taka to 1,00,000 Taka	12	534,567	20001 to above	5	235,190
		1,00,001 Taka to 3,00,000 Taka	3	168,870	-	-	-
		3,00,001 Taka and Above	-	-	-	-	-
		Total	948	7,553,053	Total	1,325	2,463,144

SL. No.	Name & Licence No	Loan Range	No of Borrowers in the Range	Amount of Loan Outstanding in the Range (in Tk.)	Savings Range	No. of Savers	Balance of Savings (in Tk.)
537	Social Earn Baking Advancement (SEBA) 01910-00250-00088	Upto 4,000 Taka	1,879	4,339,387	0 to 2000 Taka	3,637	5,937,221
		4,001 Taka to 10,000 Taka	3,001	17,392,828	2001 to 5000	3,345	12,099,220
		10001 Taka to 30,000 Taka	2,818	53,581,519	5001 to 10000	1,437	10,979,741
		30001 Taka to 50,000 Taka	707	22,656,845	10001 to 20000	1,158	20,749,714
		50001 Taka to 1,00,000 Taka	506	31,475,382	20001 to above	1,088	70,741,705
		1,00,001 Taka to 3,00,000 Taka	271	14,284,879	-	-	-
		3,00,001 Taka and Above	29	6,677,057	-	-	-
		Total	9,211	150,407,897	Total	10,665	120,507,601
538	Social Welfare and Economical Development Organization 03717-01777-00366	Upto 4,000 Taka	208	420,500	0 to 2000 Taka	670	1,623,550
		4,001 Taka to 10,000 Taka	595	3,507,500	2001 to 5000	1,361	5,157,996
		10001 Taka to 30,000 Taka	891	9,752,612	5001 to 10000	-	-
		30001 Taka to 50,000 Taka	-	-	10001 to 20000	-	-
		50001 Taka to 1,00,000 Taka	-	-	20001 to above	-	-
		1,00,001 Taka to 3,00,000 Taka	-	-	-	-	-
		3,00,001 Taka and Above	-	-	-	-	-
		Total	1,694	13,680,612	Total	2,031	6,781,546
539	Social & Cultural Development Foundation (S.C.D.F) 06013-02779-00669	Upto 4,000 Taka	15	60,745	0 to 2000 Taka	1,212	1,572,710
		4,001 Taka to 10,000 Taka	1,258	3,483,990	2001 to 5000	385	1,210,000
		10001 Taka to 30,000 Taka	200	2,470,830	5001 to 10000	80	512,302
		30001 Taka to 50,000 Taka	-	-	10001 to 20000	10	120,435
		50001 Taka to 1,00,000 Taka	-	-	20001 to above	-	-
		1,00,001 Taka to 3,00,000 Taka	-	-	-	-	-
		3,00,001 Taka and Above	-	-	-	-	-
		Total	1,473	6,015,565	Total	1,687	3,415,447
540	Social Advancement for Village Environment (SAVE) 00151-01548-00537	Upto 4,000 Taka	94	300,000	0 to 2000 Taka	1,110	728,303
		4,001 Taka to 10,000 Taka	425	1,995,000	2001 to 5000	301	632,100
		10001 Taka to 30,000 Taka	706	695,275	5001 to 10000	14	126,000
		30001 Taka to 50,000 Taka	-	-	10001 to 20000	-	-
		50001 Taka to 1,00,000 Taka	-	-	20001 to above	-	-
		1,00,001 Taka to 3,00,000 Taka	-	-	-	-	-
		3,00,001 Taka and Above	-	-	-	-	-
		Total	1,225	2,990,275	Total	1,425	1,486,403

SL. No.	Name & Licence No	Loan Range	No of Borrowers in the Range	Amount of Loan Outstanding in the Range (in Tk.)	Savings Range	No. of Savers	Balance of Savings (in Tk.)
541	Social Advancement for People's Liberation Agency (SAPLA) 04176-03569-00316	Upto 4,000 Taka	380	585,625	0 to 2000 Taka	640	775,155
		4,001 Taka to 10,000 Taka	188	1,000,807	2001 to 5000	345	1,120,125
		10001 Taka to 30,000 Taka	82	1,239,175	5001 to 10000	65	377,000
		30001 Taka to 50,000 Taka	25	705,532	10001 to 20000	10	100,174
		50001 Taka to 1,00,000 Taka	-	-	20001 to above	-	-
		1,00,001 Taka to 3,00,000 Taka	-	-	-	-	-
		3,00,001 Taka and Above	-	-	-	-	-
	Total		675	3,531,139	Total	1,060	2,372,454
542	Social Advancement Through Unity (SATU) 01300-00405-00047	Upto 4,000 Taka	9,567	37,863,478	0 to 2000 Taka	33,437	45,107,210
		4,001 Taka to 10,000 Taka	19,068	137,831,577	2001 to 5000	18,781	59,413,016
		10001 Taka to 30,000 Taka	17,071	262,518,351	5001 to 10000	8,475	54,426,725
		30001 Taka to 50,000 Taka	2,036	110,655,439	10001 to 20000	3,242	38,706,950
		50001 Taka to 1,00,000 Taka	1,208	76,568,625	20001 to above	414	14,295,115
		1,00,001 Taka to 3,00,000 Taka	274	34,298,860	-	-	-
		3,00,001 Taka and Above	9	4,351,332	-	-	-
	Total	49,233	664,087,662	Total	64,349	211,949,016	
543	Social And Economic Enhancement Programme-Seeep 00014-00052-00044	Upto 4,000 Taka	717	1,943,871	0 to 2000 Taka	1,731	2,947,122
		4,001 Taka to 10,000 Taka	2,084	14,109,063	2001 to 5000	2,727	11,102,381
		10001 Taka to 30,000 Taka	2,665	47,325,065	5001 to 10000	2,145	17,210,041
		30001 Taka to 50,000 Taka	847	32,254,883	10001 to 20000	1,400	22,806,017
		50001 Taka to 1,00,000 Taka	333	23,510,156	20001 to above	640	23,196,444
		1,00,001 Taka to 3,00,000 Taka	173	27,139,891	-	-	-
		3,00,001 Taka and Above	11	4,069,053	-	-	-
	Total	6,830	150,351,982	Total	8,643	77,262,005	
544	Social Assistance and Rehabilitation for the Physically Vulnerable 00952-00132-00542	Upto 4,000 Taka	-	-	0 to 2000 Taka	2,731	1,262,347
		4,001 Taka to 10,000 Taka	2,994	19,248,176	2001 to 5000	1,295	3,075,625
		10001 Taka to 30,000 Taka	301	3,958,150	5001 to 10000	980	7,428,400
		30001 Taka to 50,000 Taka	66	2,211,000	10001 to 20000	198	3,063,060
		50001 Taka to 1,00,000 Taka	49	2,903,250	20001 to above	38	969,380
		1,00,001 Taka to 3,00,000 Taka	-	-	-	-	-
		3,00,001 Taka and Above	-	-	-	-	-
	Total	3,410	28,320,576	Total	5,242	15,798,812	

SL. No.	Name & Licence No	Loan Range	No of Borrowers in the Range	Amount of Loan Outstanding in the Range (in Tk.)	Savings Range	No. of Savers	Balance of Savings (in Tk.)
545	Social Association for Future Establishment (SAFE) 06990-02845-00666	Upto 4,000 Taka	1	2,406	0 to 2000 Taka	640	696,724
		4,001 Taka to 10,000 Taka	251	1,171,005	2001 to 5000	665	2,135,680
		10001 Taka to 30,000 Taka	783	7,556,524	5001 to 10000	56	333,550
		30001 Taka to 50,000 Taka	10	290,619	10001 to 20000	39	1,744,259
		50001 Taka to 1,00,000 Taka	-	-	20001 to above	-	-
		1,00,001 Taka to 3,00,000 Taka	-	-	-	-	-
		3,00,001 Taka and Above	-	-	-	-	-
		Total	1,045	9,020,554	Total	1,400	4,910,213
546	Social Development Association 05948-03390-00620	Upto 4,000 Taka	144	436,031	0 to 2000 Taka	306	473,552
		4,001 Taka to 10,000 Taka	138	669,649	2001 to 5000	368	1,263,202
		10001 Taka to 30,000 Taka	344	3,542,342	5001 to 10000	268	1,864,533
		30001 Taka to 50,000 Taka	104	2,342,716	10001 to 20000	91	1,134,697
		50001 Taka to 1,00,000 Taka	29	1,285,699	20001 to above	8	320,399
		1,00,001 Taka to 3,00,000 Taka	-	-	-	-	-
		3,00,001 Taka and Above	-	-	-	-	-
		Total	759	8,276,437	Total	1,041	5,056,383
547	Social Development Association 06344-01621-00531	Upto 4,000 Taka	-	-	0 to 2000 Taka	208	221,403
		4,001 Taka to 10,000 Taka	104	525,849	2001 to 5000	494	1,603,915
		10001 Taka to 30,000 Taka	589	6,870,242	5001 to 10000	258	1,768,400
		30001 Taka to 50,000 Taka	156	3,962,136	10001 to 20000	66	809,316
		50001 Taka to 1,00,000 Taka	43	2,247,299	20001 to above	5	113,300
		1,00,001 Taka to 3,00,000 Taka	3	284,147	-	-	-
		3,00,001 Taka and Above	-	-	-	-	-
		Total	895	13,889,673	Total	1,031	4,516,334
548	Social Development Committee (SDC) 02703-01896-00702	Upto 4,000 Taka	305	480,750	0 to 2000 Taka	755	1,065,351
		4,001 Taka to 10,000 Taka	215	1,113,740	2001 to 5000	146	644,677
		10001 Taka to 30,000 Taka	201	3,308,267	5001 to 10000	92	690,184
		30001 Taka to 50,000 Taka	35	1,050,525	10001 to 20000	32	464,005
		50001 Taka to 1,00,000 Taka	-	-	20001 to above	24	565,660
		1,00,001 Taka to 3,00,000 Taka	-	-	-	-	-
		3,00,001 Taka and Above	-	-	-	-	-
		Total	756	5,953,282	Total	1,049	3,429,877

SL. No.	Name & Licence No	Loan Range	No of Borrowers in the Range	Amount of Loan Outstanding in the Range (in Tk.)	Savings Range	No. of Savers	Balance of Savings (in Tk.)	
549	Social Development Organization (S.D.O) 00845-01185-00590	Upto 4,000 Taka	31	67,167	0 to 2000 Taka	292	306,073	
		4,001 Taka to 10,000 Taka	198	1,251,254	2001 to 5000	245	788,023	
		10001 Taka to 30,000 Taka	280	3,435,432	5001 to 10000	132	886,829	
		30001 Taka to 50,000 Taka	55	1,543,238	10001 to 20000	50	640,040	
		50001 Taka to 1,00,000 Taka	38	2,401,029	20001 to above	7	162,778	
		1,00,001 Taka to 3,00,000 Taka	-	-	-	-	-	-
		3,00,001 Taka and Above	-	-	-	-	-	-
		Total	602	8,698,120	Total	727	2,847,975	
550	Social Development Programme 00946-04331-00635	Upto 4,000 Taka	-	-	0 to 2000 Taka	217	217,177	
		4,001 Taka to 10,000 Taka	92	714,012	2001 to 5000	555	1,225,536	
		10001 Taka to 30,000 Taka	684	6,848,739	5001 to 10000	73	482,463	
		30001 Taka to 50,000 Taka	33	916,509	10001 to 20000	7	123,662	
		50001 Taka to 1,00,000 Taka	-	-	20001 to above	-	-	
		1,00,001 Taka to 3,00,000 Taka	-	-	-	-	-	
		3,00,001 Taka and Above	-	-	-	-	-	
		Total	809	8,479,260	Total	852	2,048,838	
551	Social Organization for Voluntary Advancement (SOVA) 00736-02038-00215	Upto 4,000 Taka	16	35,694	0 to 2000 Taka	1,011	1,318,060	
		4,001 Taka to 10,000 Taka	750	3,286,454	2001 to 5000	603	2,019,713	
		10001 Taka to 30,000 Taka	508	4,521,243	5001 to 10000	185	1,316,798	
		30001 Taka to 50,000 Taka	7	300,419	10001 to 20000	29	439,315	
		50001 Taka to 1,00,000 Taka	-	-	20001 to above	-	-	
		1,00,001 Taka to 3,00,000 Taka	-	-	-	-	-	
		3,00,001 Taka and Above	-	-	-	-	-	
		Total	1,281	8,143,810	Total	1,828	5,093,886	
552	Social Upliftment Society (SUS) 00161-00209-00014	Upto 4,000 Taka	-	0	0 to 2000 Taka	1,171	5,452,351	
		4,001 Taka to 10,000 Taka	9,917	134,325,934	2001 to 5000	8,786	40,892,638	
		10001 Taka to 30,000 Taka	10,839	146,821,370	5001 to 10000	11,715	54,523,518	
		30001 Taka to 50,000 Taka	1,153	15,619,295	10001 to 20000	2,929	27,261,759	
		50001 Taka to 1,00,000 Taka	346	4,685,788	20001 to above	4,686	8,178,530	
		1,00,001 Taka to 3,00,000 Taka	231	3,123,858	-	-	-	
		3,00,001 Taka and Above	576	7,809,649	-	-	-	
		Total	23,062	312,385,894	Total	29,827	136,308,796	

SL. No.	Name & Licence No	Loan Range	No of Borrowers in the Range	Amount of Loan Outstanding in the Range (in Tk.)	Savings Range	No. of Savers	Balance of Savings (in Tk.)
553	Social Welfare Advancement Committee (SWACO) 05222-02410-00585	Upto 4,000 Taka	-	-	0 to 2000 Taka	752	825,310
		4,001 Taka to 10,000 Taka	786	4,307,450	2001 to 5000	356	627,540
		10001 Taka to 30,000 Taka	225	2,268,050	5001 to 10000	-	-
		30001 Taka to 50,000 Taka	-	-	10001 to 20000	-	-
		50001 Taka to 1,00,000 Taka	-	-	20001 to above	-	-
		1,00,001 Taka to 3,00,000 Taka	-	-	-	-	-
		3,00,001 Taka and Above	-	-	-	-	-
	Total		1,011	6,575,500	Total	1,108	1,452,850
554	Society Development Committee (SDC) 03665-02837-00343	Upto 4,000 Taka	17,470	210,164,100	0 to 2000 Taka	22,009	75,468,861
		4,001 Taka to 10,000 Taka	14,524	174,723,720	2001 to 5000	14,232	48,801,528
		10001 Taka to 30,000 Taka	6,972	83,873,160	5001 to 10000	8,138	27,905,202
		30001 Taka to 50,000 Taka	6,221	74,838,630	10001 to 20000	4,536	15,553,944
		50001 Taka to 1,00,000 Taka	2,716	32,673,480	20001 to above	18,206	62,437,434
		1,00,001 Taka to 3,00,000 Taka	4,170	50,165,100	-	-	-
		3,00,001 Taka and Above	1,619	19,515,107	-	-	-
	Total		53,692	645,953,297	Total	67,121	230,166,969
555	Society for Action Research and Development 05797-03838-00283	Upto 4,000 Taka	-	-	0 to 2000 Taka	8,957	6,340,076
		4,001 Taka to 10,000 Taka	7,083	32,459,874	2001 to 5000	6,872	14,957,280
		10001 Taka to 30,000 Taka	6,933	67,294,072	5001 to 10000	1,645	8,227,739
		30001 Taka to 50,000 Taka	1,108	11,807,897	10001 to 20000	392	3,924,276
		50001 Taka to 1,00,000 Taka	250	11,799,175	20001 to above	68	1,436,580
		1,00,001 Taka to 3,00,000 Taka	77	7,766,630	-	-	-
		3,00,001 Taka and Above	1	231,904	-	-	-
	Total		15,452	131,359,552	Total	17,934	34,885,951
556	Society For Advancement Of Rural Area (SARA) 05744-04167-00319	Upto 4,000 Taka	997	2,612,165	0 to 2000 Taka	1,805	3,075,720
		4,001 Taka to 10,000 Taka	1,012	6,218,787	2001 to 5000	920	4,327,680
		10001 Taka to 30,000 Taka	440	7,028,551	5001 to 10000	386	3,399,032
		30001 Taka to 50,000 Taka	209	5,530,789	10001 to 20000	136	2,314,992
		50001 Taka to 1,00,000 Taka	104	5,542,730	20001 to above	31	838,736
		1,00,001 Taka to 3,00,000 Taka	31	3,568,845	-	-	-
		3,00,001 Taka and Above	-	-	-	-	-
	Total		2,793	30,501,867	Total	3,278	13,956,160

SL. No.	Name & Licence No	Loan Range	No of Borrowers in the Range	Amount of Loan Outstanding in the Range (in Tk.)	Savings Range	No. of Savers	Balance of Savings (in Tk.)
557	Society for Assistance to the Distressed Humanity 01784-03540-00544	Upto 4,000 Taka	321	1,049,425	0 to 2000 Taka	1,275	2,123,749
		4,001 Taka to 10,000 Taka	802	6,579,345	2001 to 5000	206	1,067,941
		10001 Taka to 30,000 Taka	22	326,772	5001 to 10000	-	-
		30001 Taka to 50,000 Taka	-	-	10001 to 20000	-	-
		50001 Taka to 1,00,000 Taka	-	-	20001 to above	-	-
		1,00,001 Taka to 3,00,000 Taka	-	-	-	-	-
		3,00,001 Taka and Above	-	-	-	-	-
		Total	1,145	7,955,542	Total	1,481	3,191,690
558	Society for Development Initiatives 01239-03336-00154	Upto 4,000 Taka	3,334	12,972,315	0 to 2000 Taka	41,027	73,538,028
		4,001 Taka to 10,000 Taka	28,379	223,786,085	2001 to 5000	25,931	92,061,145
		10001 Taka to 30,000 Taka	26,127	354,256,574	5001 to 10000	8,688	69,210,944
		30001 Taka to 50,000 Taka	2,597	119,132,419	10001 to 20000	2,115	36,602,940
		50001 Taka to 1,00,000 Taka	919	87,296,981	20001 to above	1,135	27,344,391
		1,00,001 Taka to 3,00,000 Taka	434	69,570,626	-	-	-
		3,00,001 Taka and Above	62	18,936,053	-	-	-
		Total	61,852	885,951,053	Total	78,896	298,757,448
559	Society for Development of Self Reliance in Bangladesh 00560-00262-00465	Upto 4,000 Taka	-	-	0 to 2000 Taka	1,314	1,983,230
		4,001 Taka to 10,000 Taka	1,285	7,235,883	2001 to 5000	912	3,175,479
		10001 Taka to 30,000 Taka	727	8,901,313	5001 to 10000	376	2,621,025
		30001 Taka to 50,000 Taka	87	2,689,423	10001 to 20000	128	1,745,241
		50001 Taka to 1,00,000 Taka	22	1,119,243	20001 to above	30	859,443
		1,00,001 Taka to 3,00,000 Taka	2	418,270	-	-	-
		3,00,001 Taka and Above	-	-	-	-	-
		Total	2,123	20,364,132	Total	2,760	10,384,418
560	Society for Disadvantage Origins 02009-00571-00509	Upto 4,000 Taka	4	10,267	0 to 2000 Taka	603	451,867
		4,001 Taka to 10,000 Taka	288	1,345,776	2001 to 5000	301	937,658
		10001 Taka to 30,000 Taka	184	2,448,912	5001 to 10000	159	1,117,253
		30001 Taka to 50,000 Taka	64	1,784,674	10001 to 20000	32	327,952
		50001 Taka to 1,00,000 Taka	21	988,333	20001 to above	-	-
		1,00,001 Taka to 3,00,000 Taka	-	-	-	-	-
		3,00,001 Taka and Above	-	-	-	-	-
		Total	561	6,577,962	Total	1,095	2,834,730

SL. No.	Name & Licence No	Loan Range	No of Borrowers in the Range	Amount of Loan Outstanding in the Range (in Tk.)	Savings Range	No. of Savers	Balance of Savings (in Tk.)
561	Society for Family Happiness & Prosperity 01076-00719-00111	Upto 4,000 Taka	6,423	8,969,341	0 to 2000 Taka	16,120	30,886,832
		4,001 Taka to 10,000 Taka	8,731	53,794,059	2001 to 5000	7,251	25,378,500
		10001 Taka to 30,000 Taka	3,195	36,611,083	5001 to 10000	3,077	16,988,117
		30001 Taka to 50,000 Taka	1,219	38,182,401	10001 to 20000	1,080	21,084,840
		50001 Taka to 1,00,000 Taka	393	22,192,542	20001 to above	333	20,551,010
		1,00,001 Taka to 3,00,000 Taka	106	13,131,794	-	-	-
		3,00,001 Taka and Above	13	4,133,538	-	-	-
	Total		20,080	177,014,758	Total	27,861	114,889,299
562	Society for Participatory Economic Social Development (SPESD-Bangladesh) 03816-02456-00398	Upto 4,000 Taka	-	-	0 to 2000 Taka	646	598,868
		4,001 Taka to 10,000 Taka	572	2,452,056	2001 to 5000	235	553,654
		10001 Taka to 30,000 Taka	118	1,359,239	5001 to 10000	70	458,099
		30001 Taka to 50,000 Taka	33	1,025,148	10001 to 20000	46	607,495
		50001 Taka to 1,00,000 Taka	-	-	20001 to above	22	510,020
		1,00,001 Taka to 3,00,000 Taka	-	-	-	-	-
		3,00,001 Taka and Above	-	-	-	-	-
	Total		723	4,836,443	Total	1,019	2,728,136
563	Society for Project Implementation Research Evaluation & Training (SOPIRET) 01874-02086-00279	Upto 4,000 Taka	275	1,045,250	0 to 2000 Taka	9,650	17,372,558
		4,001 Taka to 10,000 Taka	4,785	45,025,750	2001 to 5000	3,420	16,034,029
		10001 Taka to 30,000 Taka	7,073	130,971,500	5001 to 10000	2,377	23,056,900
		30001 Taka to 50,000 Taka	275	9,625,750	10001 to 20000	665	12,635,250
		50001 Taka to 1,00,000 Taka	112	9,301,214	20001 to above	75	4,875,585
		1,00,001 Taka to 3,00,000 Taka	35	8,125,250	-	-	-
		3,00,001 Taka and Above	5	1,685,750	-	-	-
	Total		12,560	205,780,464	Total	16,187	73,974,322
564	Society for Social Advancement of Rural People 01278-03047-00534	Upto 4,000 Taka	87	304,531	0 to 2000 Taka	402	680,231
		4,001 Taka to 10,000 Taka	566	3,880,421	2001 to 5000	497	1,894,936
		10001 Taka to 30,000 Taka	218	4,905,018	5001 to 10000	142	984,060
		30001 Taka to 50,000 Taka	17	722,506	10001 to 20000	9	117,831
		50001 Taka to 1,00,000 Taka	-	-	20001 to above	-	-
		1,00,001 Taka to 3,00,000 Taka	-	-	-	-	-
		3,00,001 Taka and Above	-	-	-	-	-
	Total		888	9,812,476	Total	1,050	3,677,058

SL. No.	Name & Licence No	Loan Range	No of Borrowers in the Range	Amount of Loan Outstanding in the Range (in Tk.)	Savings Range	No. of Savers	Balance of Savings (in Tk.)
565	Society for Social Development and Economy (SSDE) 01136-01051-00367	Upto 4,000 Taka	1	634	0 to 2000 Taka	582	670,086
		4,001 Taka to 10,000 Taka	602	3,364,658	2001 to 5000	537	1,650,346
		10001 Taka to 30,000 Taka	554	5,682,211	5001 to 10000	131	861,944
		30001 Taka to 50,000 Taka	33	901,419	10001 to 20000	24	317,703
		50001 Taka to 1,00,000 Taka	-	-	20001 to above	4	138,907
		1,00,001 Taka to 3,00,000 Taka	-	-	-	-	-
		3,00,001 Taka and Above	-	-	-	-	-
		Total	1,190	9,948,922	Total	1,278	3,638,986
566	Society for Social Service (SSS) 00645-01002-00025	Upto 4,000 Taka	28,498	108,375,390	0 to 2000 Taka	160,521	296,963,850
		4,001 Taka to 10,000 Taka	139,327	810,678,794	2001 to 5000	162,423	739,024,650
		10001 Taka to 30,000 Taka	156,861	2,221,547,250	5001 to 10000	102,890	909,602,516
		30001 Taka to 50,000 Taka	45,392	1,588,505,310	10001 to 20000	44,130	808,611,500
		50001 Taka to 1,00,000 Taka	15,791	809,288,750	20001 to above	13,552	336,455,838
		1,00,001 Taka to 3,00,000 Taka	3,909	401,695,250	-	-	-
		3,00,001 Taka and Above	593	181,991,250	-	-	-
		Total	390,371	6,122,081,994	Total	483,516	3,090,658,354
567	Society for UDDOG. 03395-00446-00738	Upto 4,000 Taka	19	39,651	0 to 2000 Taka	296	382,228
		4,001 Taka to 10,000 Taka	264	1,062,571	2001 to 5000	406	1,315,057
		10001 Taka to 30,000 Taka	433	4,538,763	5001 to 10000	273	1,942,394
		30001 Taka to 50,000 Taka	131	3,577,187	10001 to 20000	97	1,253,715
		50001 Taka to 1,00,000 Taka	-	-	20001 to above	4	96,796
		1,00,001 Taka to 3,00,000 Taka	-	-	-	-	-
		3,00,001 Taka and Above	-	-	-	-	-
		Total	847	9,218,172	Total	1,075	4,990,190
568	Society for Unhappy & Needy 06259-04852-00500	Upto 4,000 Taka	-	-	0 to 2000 Taka	108	72,940
		4,001 Taka to 10,000 Taka	36	159,800	2001 to 5000	242	597,712
		10001 Taka to 30,000 Taka	269	3,819,849	5001 to 10000	85	43,000
		30001 Taka to 50,000 Taka	35	911,750	10001 to 20000	30	307,292
		50001 Taka to 1,00,000 Taka	10	256,718	20001 to above	7	180,102
		1,00,001 Taka to 3,00,000 Taka	-	-	-	-	-
		3,00,001 Taka and Above	-	-	-	-	-
		Total	350	5,148,117	Total	472	1,588,046

SL. No.	Name & Licence No	Loan Range	No of Borrowers in the Range	Amount of Loan Outstanding in the Range (in Tk.)	Savings Range	No. of Savers	Balance of Savings (in Tk.)	
569	Society For Urban And Rural Advancement 04785-04318-00502	Upto 4,000 Taka	814	1,438,193	0 to 2000 Taka	1,411	532,363	
		4,001 Taka to 10,000 Taka	698	4,033,921	2001 to 5000	1,102	4,073,820	
		10001 Taka to 30,000 Taka	676	6,877,189	5001 to 10000	567	3,385,504	
		30001 Taka to 50,000 Taka	26	859,189	10001 to 20000	128	1,418,825	
		50001 Taka to 1,00,000 Taka	3	163,377	20001 to above	25	573,560	
		1,00,001 Taka to 3,00,000 Taka	-	-	-	-	-	-
		3,00,001 Taka and Above	-	-	-	-	-	-
		Total	2,217	13,371,869	Total	3,233	9,984,072	
570	Socio Economic Backing Association (SEBA) 01151-00141-00287	Upto 4,000 Taka	4,473	51,249,430	0 to 2000 Taka	25,051	114,002,698	
		4,001 Taka to 10,000 Taka	12,547	143,757,347	2001 to 5000	14,482	65,905,036	
		10001 Taka to 30,000 Taka	11,147	127,716,836	5001 to 10000	5,499	25,024,982	
		30001 Taka to 50,000 Taka	3,499	40,089,819	10001 to 20000	2,229	10,143,787	
		50001 Taka to 1,00,000 Taka	752	8,616,046	20001 to above	731	3,326,655	
		1,00,001 Taka to 3,00,000 Taka	63	721,823	-	-	-	-
		3,00,001 Taka and Above	8	91,660	-	-	-	-
		Total	32,489	372,242,961	Total	47,992	218,403,158	
571	Socio Economic Development Agency (SEDA) 02168-04123-00424	Upto 4,000 Taka	319	711,661	0 to 2000 Taka	2,035	2,564,975	
		4,001 Taka to 10,000 Taka	1,289	5,523,650	2001 to 5000	328	831,808	
		10001 Taka to 30,000 Taka	102	1,768,320	5001 to 10000	67	359,490	
		30001 Taka to 50,000 Taka	21	687,950	10001 to 20000	17	256,700	
		50001 Taka to 1,00,000 Taka	-	-	20001 to above	8	177,683	
		1,00,001 Taka to 3,00,000 Taka	-	-	-	-	-	-
		3,00,001 Taka and Above	-	-	-	-	-	-
		Total	1,731	8,691,581	Total	2,455	4,190,656	
572	Socio Economic Health Education Organization 01826-01668-00532	Upto 4,000 Taka	12,685	41,886,689	0 to 2000 Taka	15,340	24,544,154	
		4,001 Taka to 10,000 Taka	10,263	82,904,000	2001 to 5000	8,366	21,133,140	
		10001 Taka to 30,000 Taka	2,550	63,750,000	5001 to 10000	-	-	
		30001 Taka to 50,000 Taka	611	27,495,000	10001 to 20000	-	-	
		50001 Taka to 1,00,000 Taka	820	39,000,000	20001 to above	-	-	
		1,00,001 Taka to 3,00,000 Taka	-	-	-	-	-	
		3,00,001 Taka and Above	-	-	-	-	-	
		Total	26,929	255,035,689	Total	23,706	45,677,294	

SL. No.	Name & Licence No	Loan Range	No of Borrowers in the Range	Amount of Loan Outstanding in the Range (in Tk.)	Savings Range	No. of Savers	Balance of Savings (in Tk.)
573	Socio-Economic And Environment Development Sangstha 00886-02685-00466	Upto 4,000 Taka	2	3,128	0 to 2000 Taka	911	588,281
		4,001 Taka to 10,000 Taka	223	1,296,397	2001 to 5000	427	1,249,917
		10001 Taka to 30,000 Taka	574	7,873,476	5001 to 10000	151	920,719
		30001 Taka to 50,000 Taka	138	3,475,903	10001 to 20000	91	1,262,621
		50001 Taka to 1,00,000 Taka	121	4,289,728	20001 to above	65	2,646,543
		1,00,001 Taka to 3,00,000 Taka	38	4,201,796	-	-	-
		3,00,001 Taka and Above	5	1,345,482	-	-	-
	Total		1,101	22,485,910	Total	1,645	6,668,081
574	Society for Development Actions for Nation Towards Advancement (Deganta) 00745-00944-00382	Upto 4,000 Taka	1,249	1,891,281	0 to 2000 Taka	1,602	2,563,200
		4,001 Taka to 10,000 Taka	480	2,454,520	2001 to 5000	547	1,367,500
		10001 Taka to 30,000 Taka	111	1,245,800	5001 to 10000	322	1,288,000
		30001 Taka to 50,000 Taka	47	1,452,450	10001 to 20000	135	1,620,000
		50001 Taka to 1,00,000 Taka	31	1,650,200	20001 to above	119	2,127,887
		1,00,001 Taka to 3,00,000 Taka	11	1,312,500	-	-	-
		3,00,001 Taka and Above	2	602,000	-	-	-
	Total		1,931	10,608,751	Total	2,725	8,966,587
575	Society for Peace & Charity 00970-01028-00455	Upto 4,000 Taka	-	-	0 to 2000 Taka	309	517,173
		4,001 Taka to 10,000 Taka	207	1,452,500	2001 to 5000	276	665,911
		10001 Taka to 30,000 Taka	446	2,589,609	5001 to 10000	129	709,566
		30001 Taka to 50,000 Taka	-	-	10001 to 20000	-	-
		50001 Taka to 1,00,000 Taka	-	-	20001 to above	-	-
		1,00,001 Taka to 3,00,000 Taka	-	-	-	-	-
		3,00,001 Taka and Above	-	-	-	-	-
	Total		653	4,042,109	Total	714	1,892,650
576	Society of Renaisa Bangladesh 02109-03307-00414	Upto 4,000 Taka	490	486,215	0 to 2000 Taka	903	871,400
		4,001 Taka to 10,000 Taka	403	1,853,800	2001 to 5000	425	1,181,250
		10001 Taka to 30,000 Taka	28	302,064	5001 to 10000	56	395,472
		30001 Taka to 50,000 Taka	22	789,800	10001 to 20000	42	462,630
		50001 Taka to 1,00,000 Taka	9	605,878	20001 to above	26	541,294
		1,00,001 Taka to 3,00,000 Taka	-	-	-	-	-
		3,00,001 Taka and Above	-	-	-	-	-
	Total		952	4,037,757	Total	1,452	3,452,046

SL. No.	Name & Licence No	Loan Range	No of Borrowers in the Range	Amount of Loan Outstanding in the Range (in Tk.)	Savings Range	No. of Savers	Balance of Savings (in Tk.)
573	SOJAG 01294-02087-00011	Upto 4,000 Taka	2	3,128	0 to 2000 Taka	911	588,281
		4,001 Taka to 10,000 Taka	223	1,296,397	2001 to 5000	427	1,249,917
		10001 Taka to 30,000 Taka	574	7,873,476	5001 to 10000	151	920,719
		30001 Taka to 50,000 Taka	138	3,475,903	10001 to 20000	91	1,262,621
		50001 Taka to 1,00,000 Taka	121	4,289,728	20001 to above	65	2,646,543
		1,00,001 Taka to 3,00,000 Taka	38	4,201,796	-	-	-
		3,00,001 Taka and Above	5	1,345,482	-	-	-
		Total	1,101	22,485,910	Total	1,645	6,668,081
574	Somaj Unnoyan Karjocrom (SUK) 01682-00678-00594	Upto 4,000 Taka	1,249	1,891,281	0 to 2000 Taka	1,602	2,563,200
		4,001 Taka to 10,000 Taka	480	2,454,520	2001 to 5000	547	1,367,500
		10001 Taka to 30,000 Taka	111	1,245,800	5001 to 10000	322	1,288,000
		30001 Taka to 50,000 Taka	47	1,452,450	10001 to 20000	135	1,620,000
		50001 Taka to 1,00,000 Taka	31	1,650,200	20001 to above	119	2,127,887
		1,00,001 Taka to 3,00,000 Taka	11	1,312,500	-	-	-
		3,00,001 Taka and Above	2	602,000	-	-	-
		Total	1,931	10,608,751	Total	2,725	8,966,587
575	SOMAN 02655-01032-00341	Upto 4,000 Taka	-	-	0 to 2000 Taka	309	517,173
		4,001 Taka to 10,000 Taka	207	1,452,500	2001 to 5000	276	665,911
		10001 Taka to 30,000 Taka	446	2,589,609	5001 to 10000	129	709,566
		30001 Taka to 50,000 Taka	-	-	10001 to 20000	-	-
		50001 Taka to 1,00,000 Taka	-	-	20001 to above	-	-
		1,00,001 Taka to 3,00,000 Taka	-	-	-	-	-
		3,00,001 Taka and Above	-	-	-	-	-
		Total	653	4,042,109	Total	714	1,892,650
576	Sonali Bhabishyat 00203-00656-00377	Upto 4,000 Taka	490	486,215	0 to 2000 Taka	903	871,400
		4,001 Taka to 10,000 Taka	403	1,853,800	2001 to 5000	425	1,181,250
		10001 Taka to 30,000 Taka	28	302,064	5001 to 10000	56	395,472
		30001 Taka to 50,000 Taka	22	789,800	10001 to 20000	42	462,630
		50001 Taka to 1,00,000 Taka	9	605,878	20001 to above	26	541,294
		1,00,001 Taka to 3,00,000 Taka	-	-	-	-	-
		3,00,001 Taka and Above	-	-	-	-	-
		Total	952	4,037,757	Total	1,452	3,452,046

SL. No.	Name & Licence No	Loan Range	No of Borrowers in the Range	Amount of Loan Outstanding in the Range (in Tk.)	Savings Range	No. of Savers	Balance of Savings (in Tk.)
577	SOJAG 01294-02087-00011	Upto 4,000 Taka	-	-	0 to 2000 Taka	20,074	28,134,642
		4,001 Taka to 10,000 Taka	2,340	20,474,640	2001 to 5000	9,327	25,473,770
		10001 Taka to 30,000 Taka	4,185	80,587,254	5001 to 10000	3,957	29,723,700
		30001 Taka to 50,000 Taka	8,887	425,467,500	10001 to 20000	2,687	38,767,535
		50001 Taka to 1,00,000 Taka	2,370	137,648,000	20001 to above	847	17,395,705
		1,00,001 Taka to 3,00,000 Taka	1,437	192,327,540	-	-	-
		3,00,001 Taka and Above	309	98,700,000	-	-	-
		Total	19,528	955,204,934	Total	36,892	139,495,352
578	Somaj Unnoyan Karjocrom (SUK) 01682-00678-00594	Upto 4,000 Taka	11	43,000	0 to 2000 Taka	911	1,060,107
		4,001 Taka to 10,000 Taka	798	2,975,590	2001 to 5000	255	790,520
		10001 Taka to 30,000 Taka	83	1,172,000	5001 to 10000	11	77,500
		30001 Taka to 50,000 Taka	-	-	10001 to 20000	1	10,838
		50001 Taka to 1,00,000 Taka	-	-	20001 to above	-	-
		1,00,001 Taka to 3,00,000 Taka	-	-	-	-	-
		3,00,001 Taka and Above	-	-	-	-	-
		Total	892	4,190,590	Total	1,178	1,938,965
579	SOMAN 02655-01032-00341	Upto 4,000 Taka	830	1,878,654	0 to 2000 Taka	1,902	76,235
		4,001 Taka to 10,000 Taka	230	1,955,000	2001 to 5000	98	215,600
		10001 Taka to 30,000 Taka	102	2,244,000	5001 to 10000	15	78,000
		30001 Taka to 50,000 Taka	-	-	10001 to 20000	-	-
		50001 Taka to 1,00,000 Taka	-	-	20001 to above	-	-
		1,00,001 Taka to 3,00,000 Taka	-	-	-	-	-
		3,00,001 Taka and Above	-	-	-	-	-
		Total	1,162	6,077,654	Total	2,015	369,835
580	Sonali Bhabishyat 00203-00656-00377	Upto 4,000 Taka	263	843,785	0 to 2000 Taka	2,183	2,521,652
		4,001 Taka to 10,000 Taka	805	6,523,826	2001 to 5000	389	1,593,713
		10001 Taka to 30,000 Taka	491	4,671,816	5001 to 10000	297	808,685
		30001 Taka to 50,000 Taka	74	3,128,624	10001 to 20000	169	507,631
		50001 Taka to 1,00,000 Taka	-	-	20001 to above	9	563,020
		1,00,001 Taka to 3,00,000 Taka	-	-	-	-	-
		3,00,001 Taka and Above	-	-	-	-	-
		Total	1,633	15,168,051	Total	3,047	5,994,701

SL. No.	Name & Licence No	Loan Range	No of Borrowers in the Range	Amount of Loan Outstanding in the Range (in Tk.)	Savings Range	No. of Savers	Balance of Savings (in Tk.)
581	Sonali Unnayan Foundation 00071-02963-00385	Upto 4,000 Taka	5,514	10,041,911	0 to 2000 Taka	3,852	5,445,805
		4,001 Taka to 10,000 Taka	11,623	57,599,905	2001 to 5000	15,802	56,836,120
		10001 Taka to 30,000 Taka	245	2,746,817	5001 to 10000	5,828	49,494,150
		30001 Taka to 50,000 Taka	-	-	10001 to 20000	215	3,260,257
		50001 Taka to 1,00,000 Taka	-	-	20001 to above	102	2,204,006
		1,00,001 Taka to 3,00,000 Taka	-	-	-	-	-
		3,00,001 Taka and Above	-	-	-	-	-
		Total	17,382	70,388,633	Total	25,799	117,240,338
582	Sonali Unnayan Foundation (SUF) 03792-03301-00005	Upto 4,000 Taka	503	1,603,885	0 to 2000 Taka	902	1,005,274
		4,001 Taka to 10,000 Taka	1,057	8,870,765	2001 to 5000	729	2,595,711
		10001 Taka to 30,000 Taka	424	8,081,380	5001 to 10000	459	3,500,602
		30001 Taka to 50,000 Taka	77	2,992,297	10001 to 20000	345	4,654,268
		50001 Taka to 1,00,000 Taka	5	293,030	20001 to above	121	2,969,709
		1,00,001 Taka to 3,00,000 Taka	-	-	-	-	-
		3,00,001 Taka and Above	-	-	-	-	-
		Total	2,066	21,841,357	Total	2,556	14,725,564
583	Soochana 00139-01289-00060	Upto 4,000 Taka	-	-	0 to 2000 Taka	1,355	1,491,890
		4,001 Taka to 10,000 Taka	1,235	5,086,732	2001 to 5000	225	1,012,500
		10001 Taka to 30,000 Taka	629	2,543,366	5001 to 10000	45	238,500
		30001 Taka to 50,000 Taka	132	3,778,343	10001 to 20000	-	-
		50001 Taka to 1,00,000 Taka	-	-	20001 to above	-	-
		1,00,001 Taka to 3,00,000 Taka	-	-	-	-	-
		3,00,001 Taka and Above	-	-	-	-	-
		Total	1,996	11,408,441	Total	1,625	2,742,890
584	Sopnil Bangladesh Foundation 00124-00809-00733	Upto 4,000 Taka	421	474,638	0 to 2000 Taka	538	301,875
		4,001 Taka to 10,000 Taka	223	1,342,917	2001 to 5000	274	768,357
		10001 Taka to 30,000 Taka	278	3,192,236	5001 to 10000	253	1,318,783
		30001 Taka to 50,000 Taka	7	185,003	10001 to 20000	127	797,645
		50001 Taka to 1,00,000 Taka	-	-	20001 to above	11	404,833
		1,00,001 Taka to 3,00,000 Taka	-	-	-	-	-
		3,00,001 Taka and Above	-	-	-	-	-
		Total	929	5,194,794	Total	1,203	3,591,493

SL. No.	Name & Licence No	Loan Range	No of Borrowers in the Range	Amount of Loan Outstanding in the Range (in Tk.)	Savings Range	No. of Savers	Balance of Savings (in Tk.)
585	Soul Foundation for Disadvantaged Womenn 04014-03552-00503	Upto 4,000 Taka	40	154,877	0 to 2000 Taka	1,817	3,546,250
		4,001 Taka to 10,000 Taka	1,537	8,445,179	2001 to 5000	638	3,584,075
		10001 Taka to 30,000 Taka	868	6,306,798	5001 to 10000	252	2,478,282
		30001 Taka to 50,000 Taka	25	804,212	10001 to 20000	26	468,170
		50001 Taka to 1,00,000 Taka	-	-	20001 to above	7	101,680
		1,00,001 Taka to 3,00,000 Taka	-	-	-	-	-
		3,00,001 Taka and Above	-	-	-	-	-
		Total	2,470	15,711,066	Total	2,740	10,178,457
586	South Asia Partnership-Bangladesh 00452-03124-00302	Upto 4,000 Taka	868	2,128,080	0 to 2000 Taka	17,089	14,524,404
		4,001 Taka to 10,000 Taka	10,474	45,791,531	2001 to 5000	8,674	23,551,031
		10001 Taka to 30,000 Taka	10,409	108,360,153	5001 to 10000	3,485	21,775,116
		30001 Taka to 50,000 Taka	869	29,320,387	10001 to 20000	607	8,048,585
		50001 Taka to 1,00,000 Taka	353	19,197,340	20001 to above	52	1,911,751
		1,00,001 Taka to 3,00,000 Taka	116	10,391,197	-	-	-
		3,00,001 Taka and Above	-	-	-	-	-
		Total	23,089	215,188,688	Total	29,907	69,810,887
587	Sram Ummayan Sangstha 01301-00146-00219	Upto 4,000 Taka	2,251	9,250,985	0 to 2000 Taka	2,978	5,239,815
		4,001 Taka to 10,000 Taka	1,223	9,680,720	2001 to 5000	780	2,472,398
		10001 Taka to 30,000 Taka	153	2,650,275	5001 to 10000	98	993,264
		30001 Taka to 50,000 Taka	24	1,528,552	10001 to 20000	34	623,605
		50001 Taka to 1,00,000 Taka	-	-	20001 to above	11	236,205
		1,00,001 Taka to 3,00,000 Taka	-	-	-	-	-
		3,00,001 Taka and Above	-	-	-	-	-
		Total	3,651	23,110,532	Total	3,901	9,565,287
588	Srijan Mohila Sangstha 01677-02499-00649	Upto 4,000 Taka	25	1,215,000	0 to 2000 Taka	1,250	1,800,000
		4,001 Taka to 10,000 Taka	101	3,420,000	2001 to 5000	500	1,185,500
		10001 Taka to 30,000 Taka	40	4,975,355	5001 to 10000	380	830,000
		30001 Taka to 50,000 Taka	-	-	10001 to 20000	580	300,000
		50001 Taka to 1,00,000 Taka	-	-	20001 to above	212	413,195
		1,00,001 Taka to 3,00,000 Taka	-	-	-	-	-
		3,00,001 Taka and Above	-	-	-	-	-
		Total	166	9,610,355	Total	2,922	4,528,695

SL. No.	Name & Licence No	Loan Range	No of Borrowers in the Range	Amount of Loan Outstanding in the Ruage (in Tk.)	Savings Range	No. of Savers	Balance of Savings (in Tk.)
589	SRISTY Society For Rural Improvement And Stability 00600-00238-00693	Upto 4,000 Taka	427	1,550,674	0 to 2000 Taka	1,013	679,976
		4,001 Taka to 10,000 Taka	714	5,116,168	2001 to 5000	270	622,897
		10001 Taka to 30,000 Taka	26	569,582	5001 to 10000	26	159,720
		30001 Taka to 50,000 Taka	10	118,101	10001 to 20000	4	68,840
		50001 Taka to 1,00,000 Taka	5	450,000	20001 to above	2	44,610
1,00,001 Taka to 3,00,000 Taka	-	-	-	-	-	-	
3,00,001 Taka and Above	-	-	-	-	-	-	
		Total	1,182	7,804,525	Total	1,315	1,576,043
590	Srizony Bangladesh 00675-01941-00239	Upto 4,000 Taka	18,567	194,215,857	0 to 2000 Taka	37,765	96,278,588
		4,001 Taka to 10,000 Taka	9,283	97,107,928	2001 to 5000	5,935	15,129,492
		10001 Taka to 30,000 Taka	6,963	72,830,946	5001 to 10000	4,856	12,378,675
		30001 Taka to 50,000 Taka	6,498	67,975,550	10001 to 20000	4,316	11,003,267
		50001 Taka to 1,00,000 Taka	2,321	24,276,982	20001 to above	1,079	2,750,817
1,00,001 Taka to 3,00,000 Taka	1,857	19,421,586	-	-	-	-	
3,00,001 Taka and Above	928	9,710,793	-	-	-	-	
		Total	46,417	485,539,642	Total	53,950	137,540,840
591	Step for Advanced Future and Economy (SAFE) 01661-02284-00236	Upto 4,000 Taka	23	39,129	0 to 2000 Taka	1,602	1,830,030
		4,001 Taka to 10,000 Taka	856	4,653,682	2001 to 5000	992	3,361,955
		10001 Taka to 30,000 Taka	632	6,811,073	5001 to 10000	207	1,678,298
		30001 Taka to 50,000 Taka	19	449,869	10001 to 20000	40	638,711
		50001 Taka to 1,00,000 Taka	-	-	20001 to above	9	340,610
1,00,001 Taka to 3,00,000 Taka	-	-	-	-	-	-	
3,00,001 Taka and Above	-	-	-	-	-	-	
		Total	1,530	11,953,753	Total	2,850	7,849,604
592	Step Towards Empowerment of the Poor (STEP) 03227-00309-00327	Upto 4,000 Taka	64	159,522	0 to 2000 Taka	3,148	2,646,396
		4,001 Taka to 10,000 Taka	2,268	9,697,760	2001 to 5000	2,076	6,866,082
		10001 Taka to 30,000 Taka	2,560	18,540,540	5001 to 10000	1,588	2,915,521
		30001 Taka to 50,000 Taka	255	6,617,642	10001 to 20000	50	838,088
		50001 Taka to 1,00,000 Taka	82	2,450,029	20001 to above	74	2,441,798
1,00,001 Taka to 3,00,000 Taka	1	72,357	-	-	-	-	
3,00,001 Taka and Above	-	-	-	-	-	-	
		Total	5,230	37,537,850	Total	6,936	15,707,885

SL. No.	Name & Licence No	Loan Range	No of Borrowers in the Range	Amount of Loan Outstanding in the Range (in Tk.)	Savings Range	No. of Savers	Balance of Savings (in Tk.)	
593	Sthanio Unnayan Sangstha 01996-00602-00297	Upto 4,000 Taka	167	402,503	0 to 2000 Taka	1,567	1,267,993	
		4,001 Taka to 10,000 Taka	255	1,540,127	2001 to 5000	658	1,738,436	
		10001 Taka to 30,000 Taka	537	6,189,130	5001 to 10000	405	2,209,000	
		30001 Taka to 50,000 Taka	139	2,360,492	10001 to 20000	118	1,513,876	
		50001 Taka to 1,00,000 Taka	35	1,543,741	20001 to above	31	1,107,116	
		1,00,001 Taka to 3,00,000 Taka	-	-	-	-	-	-
		3,00,001 Taka and Above	-	-	-	-	-	-
		Total	1,133	12,035,993	Total	2,779	7,836,421	
594	Stitching Land Ontwikkelings Project Bangladesh 01577-01807-00476	Upto 4,000 Taka	3,997	6,017,714	0 to 2000 Taka	6,817	5,175,555	
		4,001 Taka to 10,000 Taka	1,830	10,684,771	2001 to 5000	3,251	8,417,881	
		10001 Taka to 30,000 Taka	1,074	14,920,451	5001 to 10000	407	2,525,527	
		30001 Taka to 50,000 Taka	91	3,175,587	10001 to 20000	82	1,077,812	
		50001 Taka to 1,00,000 Taka	11	893,372	20001 to above	12	344,134	
		1,00,001 Taka to 3,00,000 Taka	1	145,000	-	-	-	-
		3,00,001 Taka and Above	-	-	-	-	-	-
		Total	7,004	35,836,895	Total	10,569	17,540,909	
595	Suchana Samaj Unnayan Sangstha 02373-04595-00267	Upto 4,000 Taka	195	423,182	0 to 2000 Taka	5,825	5,130,815	
		4,001 Taka to 10,000 Taka	3,438	8,100,739	2001 to 5000	795	2,325,375	
		10001 Taka to 30,000 Taka	2,012	19,862,364	5001 to 10000	85	675,750	
		30001 Taka to 50,000 Taka	45	919,657	10001 to 20000	27	420,575	
		50001 Taka to 1,00,000 Taka	47	1,643,450	20001 to above	9	273,250	
		1,00,001 Taka to 3,00,000 Taka	25	1,529,354	-	-	-	-
		3,00,001 Taka and Above	1	61,300	-	-	-	-
		Total	5,763	32,540,046	Total	6,741	8,825,765	
596	Support for Rural Advancement Society 00396-01811-00041	Upto 4,000 Taka	22	187,586	0 to 2000 Taka	550	1,434,265	
		4,001 Taka to 10,000 Taka	640	7,995,095	2001 to 5000	297	982,467	
		10001 Taka to 30,000 Taka	176	955,654	5001 to 10000	107	820,764	
		30001 Taka to 50,000 Taka	21	853,006	10001 to 20000	56	776,449	
		50001 Taka to 1,00,000 Taka	4	477,454	20001 to above	52	940,052	
		1,00,001 Taka to 3,00,000 Taka	-	-	-	-	-	-
		3,00,001 Taka and Above	-	-	-	-	-	-
		Total	863	10,468,795	Total	1,062	4,953,997	

SL. No.	Name & Licence No	Loan Range	No of Borrowers in the Range	Amount of Loan Outstanding in the Range (in Tk.)	Savings Range	No. of Savers	Balance of Savings (in Tk.)
597	Supta Protiva Bikash Sangstha 05400-01060-00698	Upto 4,000 Taka	27	94,500	0 to 2000 Taka	620	587,600
		4,001 Taka to 10,000 Taka	261	2,514,476	2001 to 5000	213	1,022,400
		10001 Taka to 30,000 Taka	312	1,835,048	5001 to 10000	35	343,000
		30001 Taka to 50,000 Taka	20	760,000	10001 to 20000	5	62,500
		50001 Taka to 1,00,000 Taka	-	-	20001 to above	-	-
		1,00,001 Taka to 3,00,000 Taka	-	-	-	-	-
		3,00,001 Taka and Above	-	-	-	-	-
		Total	620	5,204,024	Total	873	2,015,500
598	Suryasarathi Foundation 00067-201KA-00419	Upto 4,000 Taka	-	-	0 to 2000 Taka	391	586,887
		4,001 Taka to 10,000 Taka	141	1,100,075	2001 to 5000	435	2,162,951
		10001 Taka to 30,000 Taka	418	9,526,250	5001 to 10000	207	1,714,745
		30001 Taka to 50,000 Taka	187	8,025,902	10001 to 20000	51	732,300
		50001 Taka to 1,00,000 Taka	95	5,727,775	20001 to above	13	302,134
		1,00,001 Taka to 3,00,000 Taka	5	1,119,700	-	-	-
		3,00,001 Taka and Above	-	-	-	-	-
		Total	846	25,499,702	Total	1,097	5,499,017
599	Sustainable Upliftment Initiative Trust (SUITT) 05895-02402-00720	Upto 4,000 Taka	3	5,926	0 to 2000 Taka	872	611,310
		4,001 Taka to 10,000 Taka	667	3,284,113	2001 to 5000	345	1,096,691
		10001 Taka to 30,000 Taka	371	2,951,162	5001 to 10000	80	516,560
		30001 Taka to 50,000 Taka	6	135,731	10001 to 20000	14	182,146
		50001 Taka to 1,00,000 Taka	4	114,500	20001 to above	-	-
		1,00,001 Taka to 3,00,000 Taka	1	131,784	-	-	-
		3,00,001 Taka and Above	-	-	-	-	-
		Total	1,052	6,623,216	Total	1,311	2,406,707
600	Swadesh Unnayan Sangstha-Gopalgonj (SUSG) 01259-00750-00559	Upto 4,000 Taka	23	20,276	0 to 2000 Taka	706	617,471
		4,001 Taka to 10,000 Taka	248	1,123,006	2001 to 5000	448	1,397,569
		10001 Taka to 30,000 Taka	373	3,846,003	5001 to 10000	98	637,003
		30001 Taka to 50,000 Taka	84	2,159,575	10001 to 20000	7	95,468
		50001 Taka to 1,00,000 Taka	3	90,223	20001 to above	1	37,242
		1,00,001 Taka to 3,00,000 Taka	-	-	-	-	-
		3,00,001 Taka and Above	-	-	-	-	-
		Total	731	7,239,083	Total	1,260	2,784,753

SL. No.	Name & Licence No	Loan Range	No of Borrowers in the Range	Amount of Loan Outstanding in the Ruage (in Tk.)	Savings Range	No. of Savers	Balance of Savings (in Tk.)
601	Swakalpa Society 00848-00578-00608	Upto 4,000 Taka	8	9,916	0 to 2000 Taka	570	431,335
		4,001 Taka to 10,000 Taka	434	1,637,677	2001 to 5000	301	832,712
		10001 Taka to 30,000 Taka	275	2,249,728	5001 to 10000	32	205,402
		30001 Taka to 50,000 Taka	24	394,813	10001 to 20000	44	687,081
		50001 Taka to 1,00,000 Taka	47	2,153,348	20001 to above	26	898,306
		1,00,001 Taka to 3,00,000 Taka	13	855,294	-	-	-
		3,00,001 Taka and Above	-	-	-	-	-
		Total	801	7,300,776	Total	973	3,054,836
602	Swanirvar Bangladesh 00495-03562-00311	Upto 4,000 Taka	5,669	13,767,626	0 to 2000 Taka	167	8,810,604
		4,001 Taka to 10,000 Taka	8,617	35,077,300	2001 to 5000	4,800	8,886,146
		10001 Taka to 30,000 Taka	5,950	45,112,254	5001 to 10000	951	5,279,508
		30001 Taka to 50,000 Taka	418	9,167,126	10001 to 20000	223	2,860,097
		50001 Taka to 1,00,000 Taka	191	8,352,428	20001 to above	57	1,882,179
		1,00,001 Taka to 3,00,000 Taka	78	5,956,807	-	-	-
		3,00,001 Taka and Above	1	133,000	-	-	-
		Total	20,924	117,566,541	Total	22,788	27,718,534
603	Tamanna Foundation 00632-04035-00701	Upto 4,000 Taka	81	104,133	0 to 2000 Taka	638	625,223
		4,001 Taka to 10,000 Taka	277	1,530,302	2001 to 5000	507	1,607,640
		10001 Taka to 30,000 Taka	489	5,709,132	5001 to 10000	95	635,590
		30001 Taka to 50,000 Taka	69	103,909	10001 to 20000	6	75,874
		50001 Taka to 1,00,000 Taka	4	166,370	20001 to above	-	-
		1,00,001 Taka to 3,00,000 Taka	-	-	-	-	-
		3,00,001 Taka and Above	-	-	-	-	-
		Total	920	7,613,846	Total	1,246	2,944,327
604	Taltala Jubo Unnayon Sangothon (Taida) 01547-00063-00093	Upto 4,000 Taka	30	99,500	0 to 2000 Taka	1,194	2,087,691
		4,001 Taka to 10,000 Taka	1,032	3,646,020	2001 to 5000	-	-
		10001 Taka to 30,000 Taka	-	-	5001 to 10000	-	-
		30001 Taka to 50,000 Taka	-	-	10001 to 20000	-	-
		50001 Taka to 1,00,000 Taka	-	-	20001 to above	-	-
		1,00,001 Taka to 3,00,000 Taka	-	-	-	-	-
		3,00,001 Taka and Above	-	-	-	-	-
		Total	1,062	3,745,520	Total	1,194	2,087,691

SL. No.	Name & Licence No	Loan Range	No of Borrowers in the Range	Amount of Loan Outstanding in the Range (in Tk.)	Savings Range	No. of Savers	Balance of Savings (in Tk.)
605	Tarana Trust 2370-00151-00653	Upto 4,000 Taka	38	120,325	0 to 2000 Taka	1,140	1,149,368
		4,001 Taka to 10,000 Taka	769	4,387,283	2001 to 5000	418	1,548,715
		10001 Taka to 30,000 Taka	397	4,230,619	5001 to 10000	137	891,312
		30001 Taka to 50,000 Taka	-	-	10001 to 20000	21	282,834
		50001 Taka to 1,00,000 Taka	-	-	20001 to above	-	-
		1,00,001 Taka to 3,00,000 Taka	-	-	-	-	-
		3,00,001 Taka and Above	-	-	-	-	-
		Total	1,204	8,738,227	Total	1,716	3,872,229
606	Tarango 01152-01809-00523	Upto 4,000 Taka	437	413,732	0 to 2000 Taka	2,033	2,352,152
		4,001 Taka to 10,000 Taka	767	3,443,021	2001 to 5000	1,171	4,184,809
		10001 Taka to 30,000 Taka	762	8,886,904	5001 to 10000	546	3,647,653
		30001 Taka to 50,000 Taka	110	3,557,159	10001 to 20000	86	1,113,183
		50001 Taka to 1,00,000 Taka	33	1,689,904	20001 to above	11	330,064
		1,00,001 Taka to 3,00,000 Taka	-	-	-	-	-
		3,00,001 Taka and Above	-	-	-	-	-
		Total	2,109	17,990,720	Total	3,847	11,627,861
607	Technical Assistance For Rural Development 01822-02985-00699	Upto 4,000 Taka	258	340,798	0 to 2000 Taka	2,001	2,986,153
		4,001 Taka to 10,000 Taka	1,284	5,578,965	2001 to 5000	2,156	6,455,632
		10001 Taka to 30,000 Taka	1,458	16,331,248	5001 to 10000	1,249	7,483,202
		30001 Taka to 50,000 Taka	1,097	12,999,139	10001 to 20000	579	7,680,624
		50001 Taka to 1,00,000 Taka	235	9,977,334	20001 to above	189	4,984,050
		1,00,001 Taka to 3,00,000 Taka	57	4,257,163	-	-	-
		3,00,001 Taka and Above	-	-	-	-	-
		Total	4,389	49,484,647	Total	6,174	29,589,661
608	Tekshoi Ummayan Sangstha 00428-01937-00621	Upto 4,000 Taka	18	41,317	0 to 2000 Taka	769	2,532,972
		4,001 Taka to 10,000 Taka	417	2,502,656	2001 to 5000	182	643,379
		10001 Taka to 30,000 Taka	313	2,021,337	5001 to 10000	36	102,527
		30001 Taka to 50,000 Taka	17	573,603	10001 to 20000	-	-
		50001 Taka to 1,00,000 Taka	7	189,829	20001 to above	-	-
		1,00,001 Taka to 3,00,000 Taka	-	-	-	-	-
		3,00,001 Taka and Above	-	-	-	-	-
		Total	772	5,328,742	Total	987	3,278,878

SL. No.	Name & Licence No	Loan Range	No of Borrowers in the Range	Amount of Loan Outstanding in the Range (in Tk.)	Savings Range	No. of Savers	Balance of Savings (in Tk.)
609	Thanapara Swallows Development Society 01921-04875-00550	Upto 4,000 Taka	877	1,238,588	0 to 2000 Taka	2,650	1,859,107
		4,001 Taka to 10,000 Taka	1,299	4,040,807	2001 to 5000	664	1,945,577
		10001 Taka to 30,000 Taka	735	5,471,271	5001 to 10000	280	1,614,109
		30001 Taka to 50,000 Taka	141	2,917,528	10001 to 20000	28	345,880
		50001 Taka to 1,00,000 Taka	25	901,400	20001 to above	-	-
		1,00,001 Taka to 3,00,000 Taka	-	-	-	-	-
		3,00,001 Taka and Above	-	-	-	-	-
		Total	3,077	14,569,594	Total	3,622	5,764,674
610	The Coastal Rural and Urban Poor Development Association (The Crupda) 00749-00516-00434	Upto 4,000 Taka	281	1,048,120	0 to 2000 Taka	1,711	1,624,845
		4,001 Taka to 10,000 Taka	835	4,271,848	2001 to 5000	151	351,450
		10001 Taka to 30,000 Taka	235	2,551,650	5001 to 10000	37	225,880
		30001 Taka to 50,000 Taka	3	60,475	10001 to 20000	5	55,355
		50001 Taka to 1,00,000 Taka	4	320,700	20001 to above	-	-
		1,00,001 Taka to 3,00,000 Taka	-	-	-	-	-
		3,00,001 Taka and Above	-	-	-	-	-
		Total	1,358	8,252,793	Total	1,904	2,257,530
611	The Garo Baptist Convention Christian Health project, Joyramkura 04540-04427-00376	Upto 4,000 Taka	76	231,781	0 to 2000 Taka	1,842	1,579,625
		4,001 Taka to 10,000 Taka	798	4,759,025	2001 to 5000	1,577	3,356,606
		10001 Taka to 30,000 Taka	966	11,206,799	5001 to 10000	926	4,225,895
		30001 Taka to 50,000 Taka	664	10,218,528	10001 to 20000	446	4,857,486
		50001 Taka to 1,00,000 Taka	509	12,205,243	20001 to above	170	2,091,522
		1,00,001 Taka to 3,00,000 Taka	82	4,316,815	-	-	-
		3,00,001 Taka and Above	-	-	-	-	-
		Total	3,095	42,938,191	Total	4,961	16,111,134
612	TMSS 00704-00470-00105	Upto 4,000 Taka	5,810	13,104,633	0 to 2000 Taka	157,066	172,906,127
		4,001 Taka to 10,000 Taka	561,637	4,565,129,162	2001 to 5000	556,204	2,020,065,827
		10001 Taka to 30,000 Taka	18,759	262,568,810	5001 to 10000	16,885	133,307,993
		30001 Taka to 50,000 Taka	60,118	2,200,617,034	10001 to 20000	55,948	653,025,963
		50001 Taka to 1,00,000 Taka	10,982	594,885,905	20001 to above	880	19,087,640
		1,00,001 Taka to 3,00,000 Taka	1,968	210,980,290	-	-	-
		3,00,001 Taka and Above	310	98,181,437	-	-	-
		Total	659,584	7,945,467,271	Total	786,983	2,998,393,550

SL. No.	Name & Licence No	Loan Range	No of Borrowers in the Range	Amount of Loan Outstanding in the Range (in Tk.)	Savings Range	No. of Savers	Balance of Savings (in Tk.)
613	Tribedi Mahila Samaj Unnayan Sangstha 00803-00269-00521	Upto 4,000 Taka	-	-	0 to 2000 Taka	398	794,550
		4,001 Taka to 10,000 Taka	1,175	6,255,075	2001 to 5000	1,889	3,997,898
		10001 Taka to 30,000 Taka	3,103	15,039,555	5001 to 10000	1,289	8,238,240
		30001 Taka to 50,000 Taka	174	9,945,074	10001 to 20000	1,049	1,219,665
		50001 Taka to 1,00,000 Taka	-	-	20001 to above	-	-
		1,00,001 Taka to 3,00,000 Taka	-	-	-	-	-
		3,00,001 Taka and Above	-	-	-	-	-
		Total	4,452	31,239,704	Total	4,625	14,250,353
		Upto 4,000 Taka	198	620,678	0 to 2000 Taka	646	901,948
4,001 Taka to 10,000 Taka	583	3,964,134	2001 to 5000	599	1,636,117		
10001 Taka to 30,000 Taka	104	1,224,410	5001 to 10000	22	185,345		
30001 Taka to 50,000 Taka	8	259,968	10001 to 20000	18	235,660		
50001 Taka to 1,00,000 Taka	4	181,720	20001 to above	7	158,214		
1,00,001 Taka to 3,00,000 Taka	1	52,800	-	-	-		
3,00,001 Taka and Above	-	-	-	-	-		
Total	898	6,303,710	Total	1,292	3,117,284		
615	Udayan-Bangladesh 03183-00208-00683	Upto 4,000 Taka	56	152,095	0 to 2000 Taka	-	-
		4,001 Taka to 10,000 Taka	401	1,573,267	2001 to 5000	-	-
		10001 Taka to 30,000 Taka	392	2,880,261	5001 to 10000	-	-
		30001 Taka to 50,000 Taka	-	-	10001 to 20000	-	-
		50001 Taka to 1,00,000 Taka	-	-	20001 to above	-	-
		1,00,001 Taka to 3,00,000 Taka	-	-	-	-	-
		3,00,001 Taka and Above	-	-	-	-	-
		Total	849	4,605,623	Total	902	1,456,951
		Upto 4,000 Taka	63	198,318	0 to 2000 Taka	434	479,325
4,001 Taka to 10,000 Taka	419	2,015,416	2001 to 5000	334	823,815		
10001 Taka to 30,000 Taka	79	986,864	5001 to 10000	49	282,964		
30001 Taka to 50,000 Taka	-	-	10001 to 20000	-	-		
50001 Taka to 1,00,000 Taka	-	-	20001 to above	-	-		
1,00,001 Taka to 3,00,000 Taka	-	-	-	-	-		
3,00,001 Taka and Above	-	-	-	-	-		
Total	561	3,200,598	Total	817	1,586,104		
616	Udayan Sangstha 01027-03176-00577	Upto 4,000 Taka	-	-	0 to 2000 Taka	-	-
		4,001 Taka to 10,000 Taka	-	-	2001 to 5000	-	-
		10001 Taka to 30,000 Taka	-	-	5001 to 10000	-	-
		30001 Taka to 50,000 Taka	-	-	10001 to 20000	-	-
		50001 Taka to 1,00,000 Taka	-	-	20001 to above	-	-
		1,00,001 Taka to 3,00,000 Taka	-	-	-	-	-
		3,00,001 Taka and Above	-	-	-	-	-
		Total	561	3,200,598	Total	817	1,586,104

SL. No.	Name & Licence No	Loan Range	No of Borrowers in the Range	Amount of Loan Outstanding in the Range (in Tk.)	Savings Range	No. of Savers	Balance of Savings (in Tk.)	
617	Udoy (Akti Samaj)Kallyanmulak Protisthan) 00389-00173-00165	Upto 4,000 Taka	4,342	16,833,425	0 to 2000 Taka	10,430	17,288,885	
		4,001 Taka to 10,000 Taka	4,452	40,788,200	2001 to 5000	1,255	5,973,840	
		10001 Taka to 30,000 Taka	2,783	45,012,330	5001 to 10000	1,804	11,718,420	
		30001 Taka to 50,000 Taka	128	9,730,225	10001 to 20000	504	9,845,305	
		50001 Taka to 1,00,000 Taka	132	1,656,163	20001 to above	556	3,891,418	
		1,00,001 Taka to 3,00,000 Taka	-	-	-	-	-	-
		3,00,001 Taka and Above	-	-	-	-	-	-
		Total	11,837	114,020,343	Total	14,549	48,717,868	
		618	UJAN (Akti Manab Kallyan Sangstha) 01868-02583-00415	Upto 4,000 Taka	1,542	7,855,608	0 to 2000 Taka	402
4,001 Taka to 10,000 Taka	315			3,568,428	2001 to 5000	534	2,080,998	
10001 Taka to 30,000 Taka	36			1,305,670	5001 to 10000	393	7,644,636	
30001 Taka to 50,000 Taka	16			887,512	10001 to 20000	575	10,076,300	
50001 Taka to 1,00,000 Taka	3			363,140	20001 to above	158	29,512,500	
1,00,001 Taka to 3,00,000 Taka	-			-	-	-	-	-
3,00,001 Taka and Above	-			-	-	-	-	-
Total	1,912			13,980,358	Total	2,062	49,928,076	
619	Ulashi Sreejony Sangha 02322-03132-00641			Upto 4,000 Taka	43	61,155	0 to 2000 Taka	523
		4,001 Taka to 10,000 Taka	182	452,978	2001 to 5000	155	626,165	
		10001 Taka to 30,000 Taka	367	3,696,305	5001 to 10000	105	651,525	
		30001 Taka to 50,000 Taka	70	1,928,889	10001 to 20000	-	-	
		50001 Taka to 1,00,000 Taka	-	-	20001 to above	-	-	
		1,00,001 Taka to 3,00,000 Taka	-	-	-	-	-	
		3,00,001 Taka and Above	-	-	-	-	-	
		Total	662	6,139,327	Total	783	2,419,790	
		620	Unit for Social Advancement (USA) 1700-00203-00632	Upto 4,000 Taka	477	563,695	0 to 2000 Taka	622
4,001 Taka to 10,000 Taka	330			1,702,728	2001 to 5000	285	708,500	
10001 Taka to 30,000 Taka	168			2,016,220	5001 to 10000	82	442,210	
30001 Taka to 50,000 Taka	-			-	10001 to 20000	7	85,750	
50001 Taka to 1,00,000 Taka	-			-	20001 to above	-	-	
1,00,001 Taka to 3,00,000 Taka	-			-	-	-	-	
3,00,001 Taka and Above	-			-	-	-	-	
Total	975			4,282,643	Total	996	1,810,146	

SL. No.	Name & Licence No	Loan Range	No of Borrowers in the Range	Amount of Loan Outstanding in the Range (in Tk.)	Savings Range	No. of Savers	Balance of Savings (in Tk.)
621	United Development Initiatives for Programmed Actions-UDDIPAN 00123-00848-00003	Upto 4,000 Taka	50,131	139,417,044	0 to 2000 Taka	199,971	282,839,836
		4,001 Taka to 10,000 Taka	106,893	746,327,540	2001 to 5000	104,675	304,326,895
		10001 Taka to 30,000 Taka	75,307	1,352,402,600	5001 to 10000	34,516	240,696,044
		30001 Taka to 50,000 Taka	14,106	497,737,767	10001 to 20000	19,863	250,498,758
		50001 Taka to 1,00,000 Taka	7,911	491,323,447	20001 to above	9,551	244,883,606
		1,00,001 Taka to 3,00,000 Taka	3,663	464,969,312	-	-	-
		3,00,001 Taka and Above	71	21,425,978	-	-	-
	Total		258,082	3,713,603,688	Total	368,576	1,323,245,139
622	United Human Social Advancement Foundation (UHSA) 00772-03919-00435	Upto 4,000 Taka	12	36,775	0 to 2000 Taka	4,709	8,526,552
		4,001 Taka to 10,000 Taka	2,604	15,675,625	2001 to 5000	3,015	10,537,750
		10001 Taka to 30,000 Taka	1,578	26,555,314	5001 to 10000	1,521	13,447,376
		30001 Taka to 50,000 Taka	475	15,625,605	10001 to 20000	243	4,296,525
		50001 Taka to 1,00,000 Taka	239	11,515,340	20001 to above	252	7,820,980
		1,00,001 Taka to 3,00,000 Taka	176	10,552,526	-	-	-
		3,00,001 Taka and Above	-	-	-	-	-
	Total		5,084	79,961,185	Total	9,740	44,629,183
623	United Social Advancement 00557-02496-00515	Upto 4,000 Taka	477	563,695	0 to 2000 Taka	816	864,643
		4,001 Taka to 10,000 Taka	330	1,702,728	2001 to 5000	196	412,620
		10001 Taka to 30,000 Taka	168	2,016,220	5001 to 10000	17	125,740
		30001 Taka to 50,000 Taka	-	-	10001 to 20000	3	44,128
		50001 Taka to 1,00,000 Taka	-	-	20001 to above	-	-
		1,00,001 Taka to 3,00,000 Taka	-	-	-	-	-
		3,00,001 Taka and Above	-	-	-	-	-
	Total		975	4,282,643	Total	1,032	1,447,131
624	Universal Social Helping Association (USHA) 03049-01437-00714	Upto 4,000 Taka	233	428,119	0 to 2000 Taka	780	792,224
		4,001 Taka to 10,000 Taka	238	1,425,627	2001 to 5000	284	852,664
		10001 Taka to 30,000 Taka	400	6,448,052	5001 to 10000	85	534,895
		30001 Taka to 50,000 Taka	81	1,994,152	10001 to 20000	35	469,773
		50001 Taka to 1,00,000 Taka	36	1,298,895	20001 to above	38	2,207,200
		1,00,001 Taka to 3,00,000 Taka	41	3,967,322	-	-	-
		3,00,001 Taka and Above	1	364,368	-	-	-
	Total		1,030	15,926,535	Total	1,222	4,856,756

SL. No.	Name & Licence No	Loan Range	No of Borrowers in the Range	Amount of Loan Outstanding in the Range (in Tk.)	Savings Range	No. of Savers	Balance of Savings (in Tk.)	
625	UNNAYAN 01224-00043-00113	Upto 4,000 Taka	1,370	4,323,507	0 to 2000 Taka	20,648	15,061,658	
		4,001 Taka to 10,000 Taka	8,255	33,970,332	2001 to 5000	5,712	12,049,324	
		10001 Taka to 30,000 Taka	6,280	40,145,756	5001 to 10000	2,856	18,073,986	
		30001 Taka to 50,000 Taka	3,971	51,264,319	10001 to 20000	595	9,036,993	
		50001 Taka to 1,00,000 Taka	2,397	46,323,188	20001 to above	238	6,024,662	
		1,00,001 Taka to 3,00,000 Taka	221	15,441,060	-	-	-	-
		3,00,001 Taka and Above	34	6,176,424	-	-	-	-
		Total	22,528	197,644,586	Total	30,049	60,246,623	
626	Unnayan Sangha (US) 05225-02132-00092	Upto 4,000 Taka	5,335	11,130,164	0 to 2000 Taka	5,313	9,659,126	
		4,001 Taka to 10,000 Taka	1,925	16,120,439	2001 to 5000	1,812	4,566,499	
		10001 Taka to 30,000 Taka	149	3,190,250	5001 to 10000	439	2,212,164	
		30001 Taka to 50,000 Taka	16	480,399	10001 to 20000	23	261,056	
		50001 Taka to 1,00,000 Taka	-	-	20001 to above	-	-	
		1,00,001 Taka to 3,00,000 Taka	-	-	-	-	-	
		3,00,001 Taka and Above	-	-	-	-	-	
		Total	7,425	30,921,252	Total	7,587	16,698,845	
627	UPAMA (Unnayaner Pathe Manush) 03619-02723-00009	Upto 4,000 Taka	328	629,955	0 to 2000 Taka	308	472,275	
		4,001 Taka to 10,000 Taka	376	2,954,425	2001 to 5000	741	3,162,647	
		10001 Taka to 30,000 Taka	304	5,109,816	5001 to 10000	278	2,444,767	
		30001 Taka to 50,000 Taka	-	-	10001 to 20000	33	542,914	
		50001 Taka to 1,00,000 Taka	-	-	20001 to above	6	242,791	
		1,00,001 Taka to 3,00,000 Taka	-	-	-	-	-	
		3,00,001 Taka and Above	-	-	-	-	-	
		Total	1,008	8,694,196	Total	1,366	6,865,394	
628	USA 02266-01415-00484	Upto 4,000 Taka	226	422,890	0 to 2000 Taka	1,553	1,683,200	
		4,001 Taka to 10,000 Taka	1,037	4,688,973	2001 to 5000	734	2,025,399	
		10001 Taka to 30,000 Taka	449	4,178,759	5001 to 10000	135	717,798	
		30001 Taka to 50,000 Taka	41	1,404,022	10001 to 20000	23	333,203	
		50001 Taka to 1,00,000 Taka	3	109,500	20001 to above	-	-	
		1,00,001 Taka to 3,00,000 Taka	-	-	-	-	-	
		3,00,001 Taka and Above	-	-	-	-	-	
		Total	1,756	10,804,144	Total	2,445	4,759,600	

SL. No.	Name & Licence No	Loan Range	No of Borrowers in the Range	Amount of Loan Outstanding in the Range (in Tk.)	Savings Range	No. of Savers	Balance of Savings (in Tk.)
629	USHA-Unity for Social & Human Action 06432-02519-00157	Upto 4,000 Taka	55	328,202	0 to 2000 Taka	1,608	518,360
		4,001 Taka to 10,000 Taka	988	174,500	2001 to 5000	663	1,294,450
		10001 Taka to 30,000 Taka	135	2,975,191	5001 to 10000	32	123,337
		30001 Taka to 50,000 Taka	-	-	10001 to 20000	-	-
		50001 Taka to 1,00,000 Taka	-	-	20001 to above	-	-
		1,00,001 Taka to 3,00,000 Taka	-	-	-	-	-
		3,00,001 Taka and Above	-	-	-	-	-
		Total	1,178	3,477,893	Total	2,303	1,936,147
630	Uttara Development Program Society (UDPS) 03747-00981-00085	Upto 4,000 Taka	624	1,130,557	0 to 2000 Taka	13,973	77,082,270
		4,001 Taka to 10,000 Taka	1,849	7,481,166	2001 to 5000	15,970	88,094,023
		10001 Taka to 30,000 Taka	11,948	99,662,197	5001 to 10000	7,985	44,047,011
		30001 Taka to 50,000 Taka	8,582	152,225,769	10001 to 20000	1,597	8,809,402
		50001 Taka to 1,00,000 Taka	7,260	305,876,990	20001 to above	399	2,202,351
		1,00,001 Taka to 3,00,000 Taka	2,642	143,302,159	-	-	-
		3,00,001 Taka and Above	100	5,532,606	-	-	-
		Total	33,005	715,211,444	Total	39,924	220,235,057
631	Uttaran 01366-02704-00277	Upto 4,000 Taka	2,622	8,757,076	0 to 2000 Taka	19,326	21,111,073
		4,001 Taka to 10,000 Taka	14,048	60,589,255	2001 to 5000	8,224	19,836,797
		10001 Taka to 30,000 Taka	3,089	25,870,423	5001 to 10000	1,319	7,418,331
		30001 Taka to 50,000 Taka	42	2,750,000	10001 to 20000	287	4,949,221
		50001 Taka to 1,00,000 Taka	126	6,817,301	20001 to above	-	-
		1,00,001 Taka to 3,00,000 Taka	3	330,000	-	-	-
		3,00,001 Taka and Above	-	-	-	-	-
		Total	19,930	105,114,055	Total	29,156	53,315,422
632	Uttarayan Janakallyan Mohila Samity 04370-02938-00564	Upto 4,000 Taka	482	1,412,290	0 to 2000 Taka	2,231	3,359,087
		4,001 Taka to 10,000 Taka	1,712	9,551,403	2001 to 5000	898	2,369,478
		10001 Taka to 30,000 Taka	817	9,402,020	5001 to 10000	103	346,059
		30001 Taka to 50,000 Taka	21	388,347	10001 to 20000	6	68,810
		50001 Taka to 1,00,000 Taka	-	-	20001 to above	-	-
		1,00,001 Taka to 3,00,000 Taka	-	-	-	-	-
		3,00,001 Taka and Above	-	-	-	-	-
		Total	3,032	20,754,060	Total	3,238	6,143,434

SL. No.	Name & Licence No	Loan Range	No of Borrowers in the Range	Amount of Loan Outstanding in the Range (in Tk.)	Savings Range	No. of Savers	Balance of Savings (in Tk.)
633	Village & City Development Society 00287-00086-00351	Upto 4,000 Taka	1,658	4,303,668	0 to 2000 Taka	2,507	3,982,060
		4,001 Taka to 10,000 Taka	1,218	9,334,250	2001 to 5000	1,408	5,038,350
		10001 Taka to 30,000 Taka	344	6,962,320	5001 to 10000	427	3,502,582
		30001 Taka to 50,000 Taka	149	5,880,115	10001 to 20000	314	5,235,203
		50001 Taka to 1,00,000 Taka	101	6,397,724	20001 to above	192	9,272,654
		1,00,001 Taka to 3,00,000 Taka	20	2,552,046	-	-	-
		3,00,001 Taka and Above	-	-	-	-	-
		Total	3,490	35,430,123	Total	4,848	27,030,849
634	Village Association for Social Development (VASD) 00139-01172-00152	Upto 4,000 Taka	-	-	0 to 2000 Taka	4,878	11,717,388
		4,001 Taka to 10,000 Taka	2,095	18,473,264	2001 to 5000	1,206	6,509,105
		10001 Taka to 30,000 Taka	732	8,875,312	5001 to 10000	92	992,003
		30001 Taka to 50,000 Taka	251	3,055,437	10001 to 20000	20	408,515
		50001 Taka to 1,00,000 Taka	25	1,130,503	20001 to above	11	515,897
		1,00,001 Taka to 3,00,000 Taka	9	940,918	-	-	-
		3,00,001 Taka and Above	-	-	-	-	-
		Total	3,112	32,475,434	Total	6,207	20,142,908
635	Village Development Foundation (VDF) 02229-00803-00211	Upto 4,000 Taka	6	19,150	0 to 2000 Taka	3,165	1,760,483
		4,001 Taka to 10,000 Taka	1,719	16,692,250	2001 to 5000	1,626	3,280,275
		10001 Taka to 30,000 Taka	2,126	22,065,051	5001 to 10000	418	3,496,450
		30001 Taka to 50,000 Taka	325	717,625	10001 to 20000	66	813,450
		50001 Taka to 1,00,000 Taka	5	476,600	20001 to above	4	100,375
		1,00,001 Taka to 3,00,000 Taka	3	323,050	-	-	-
		3,00,001 Taka and Above	-	-	-	-	-
		Total	4,184	40,293,726	Total	5,279	9,451,033
636	Village Development Mohila Sangothon (VDMS) 02195-00853-00626	Upto 4,000 Taka	31	71,246	0 to 2000 Taka	817	822,563
		4,001 Taka to 10,000 Taka	419	1,675,373	2001 to 5000	271	910,764
		10001 Taka to 30,000 Taka	567	5,362,708	5001 to 10000	36	220,367
		30001 Taka to 50,000 Taka	-	-	10001 to 20000	-	-
		50001 Taka to 1,00,000 Taka	-	-	20001 to above	-	-
		1,00,001 Taka to 3,00,000 Taka	-	-	-	-	-
		3,00,001 Taka and Above	-	-	-	-	-
		Total	1,017	7,109,327	Total	1,124	1,953,694

SL. No.	Name & Licence No	Loan Range	No of Borrowers in the Range	Amount of Loan Outstanding in the Range (in Tk.)	Savings Range	No. of Savers	Balance of Savings (in Tk.)
637	Village Education Resource Center 01275-00523-00017	Upto 4,000 Taka	3,368	14,460,617	0 to 2000 Taka	26,164	40,892,604
		4,001 Taka to 10,000 Taka	15,232	103,697,186	2001 to 5000	25,235	69,236,866
		10001 Taka to 30,000 Taka	26,308	286,973,769	5001 to 10000	10,185	98,024,197
		30001 Taka to 50,000 Taka	6,714	152,198,772	10001 to 20000	3,656	36,134,072
		50001 Taka to 1,00,000 Taka	3,428	162,130,266	20001 to above	1,320	22,552,372
		1,00,001 Taka to 3,00,000 Taka	1,310	111,538,083	-	-	-
		3,00,001 Taka and Above	295	47,766,671	-	-	-
		Total	56,655	878,765,364	Total	66,560	266,840,111
		Upto 4,000 Taka	364	874,218	0 to 2000 Taka	652	721,621
638	Voluntary Activities for Social & Human Advancement Foundation 01304-00730-00665	4,001 Taka to 10,000 Taka	569	3,467,058	2001 to 5000	328	1,449,903
		10001 Taka to 30,000 Taka	222	3,333,635	5001 to 10000	235	1,815,783
		30001 Taka to 50,000 Taka	4	162,517	10001 to 20000	43	530,772
		50001 Taka to 1,00,000 Taka	-	-	20001 to above	3	63,157
		1,00,001 Taka to 3,00,000 Taka	-	-	-	-	-
		3,00,001 Taka and Above	-	-	-	-	-
		Total	1,159	7,837,428	Total	1,261	4,581,236
		Upto 4,000 Taka	933	1,692,862	0 to 2000 Taka	1,221	14,335,121
		4,001 Taka to 10,000 Taka	395	2,097,515	2001 to 5000	434	1,044,846
10001 Taka to 30,000 Taka	68	1,905,263	5001 to 10000	119	705,666		
30001 Taka to 50,000 Taka	-	-	10001 to 20000	14	292,750		
50001 Taka to 1,00,000 Taka	-	-	20001 to above	3	96,945		
1,00,001 Taka to 3,00,000 Taka	-	-	-	-	-		
3,00,001 Taka and Above	-	-	-	-	-		
Total	1,396	5,695,640	Total	1,791	3,573,328		
640	Voluntary Association for Rural People 00010-00891-00338	Upto 4,000 Taka	77	286,168	0 to 2000 Taka	1,531	955,101
		4,001 Taka to 10,000 Taka	366	2,834,567	2001 to 5000	806	2,558,851
		10001 Taka to 30,000 Taka	644	8,212,447	5001 to 10000	342	2,148,269
		30001 Taka to 50,000 Taka	175	4,995,464	10001 to 20000	130	1,702,865
		50001 Taka to 1,00,000 Taka	112	6,272,929	20001 to above	34	967,557
		1,00,001 Taka to 3,00,000 Taka	25	2,604,139	-	-	-
		3,00,001 Taka and Above	-	-	-	-	-
		Total	1,399	25,205,714	Total	2,843	8,332,643

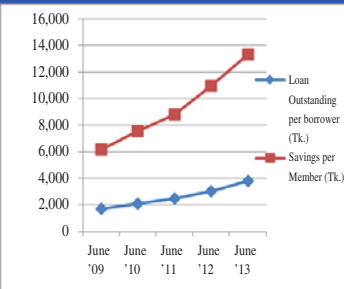
SL. No.	Name & Licence No	Loan Range	No of Borrowers in the Range	Amount of Loan Outstanding in the Ruange (in Tk.)	Savings Range	No. of Savers	Balance of Savings (in Tk.)
641	Voluntary Organization for Social Development (VOSD) 05910-03762-00235	Upto 4,000 Taka	478	1,437,800	0 to 2000 Taka	45,072	18,066,419
		4,001 Taka to 10,000 Taka	41,267	294,558,784	2001 to 5000	1,748	6,297,680
		10001 Taka to 30,000 Taka	3,498	52,672,830	5001 to 10000	342	2,352,800
		30001 Taka to 50,000 Taka	217	6,948,400	10001 to 20000	-	-
		50001 Taka to 1,00,000 Taka	-	-	20001 to above	-	-
		1,00,001 Taka to 3,00,000 Taka	-	-	-	-	-
		3,00,001 Taka and Above	-	-	-	-	-
	Total		45,460	355,617,814	Total	47,162	26,716,899
642	VPKA Foundation 00029-00197-00243	Upto 4,000 Taka	804	1,996,745	0 to 2000 Taka	8,658	9,751,408
		4,001 Taka to 10,000 Taka	5,546	22,995,416	2001 to 5000	3,302	9,010,897
		10001 Taka to 30,000 Taka	4,331	43,607,002	5001 to 10000	1,015	6,356,257
		30001 Taka to 50,000 Taka	57	1,855,453	10001 to 20000	181	2,113,595
		50001 Taka to 1,00,000 Taka	70	3,774,200	20001 to above	17	697,942
		1,00,001 Taka to 3,00,000 Taka	16	1,696,879	-	-	-
		3,00,001 Taka and Above	-	-	-	-	-
	Total		10,824	75,925,695	Total	13,173	27,930,099
643	Wave Foundation 04908-00607-00023	Upto 4,000 Taka	5,478	15,668,712	0 to 2000 Taka	73,913	133,135,699
		4,001 Taka to 10,000 Taka	41,128	362,250,837	2001 to 5000	36,682	77,410,288
		10001 Taka to 30,000 Taka	48,382	503,381,516	5001 to 10000	7,827	41,129,952
		30001 Taka to 50,000 Taka	3,081	94,526,494	10001 to 20000	1,159	15,217,011
		50001 Taka to 1,00,000 Taka	754	46,983,241	20001 to above	252	5,222,784
		1,00,001 Taka to 3,00,000 Taka	179	15,011,988	-	-	-
		3,00,001 Taka and Above	15	3,111,148	-	-	-
	Total		99,017	1,040,933,936	Total	119,833	272,115,734
644	Women Job Creation Centre 04902-02805-00656	Upto 4,000 Taka	334	600,802	0 to 2000 Taka	1,191	690,571
		4,001 Taka to 10,000 Taka	491	1,861,543	2001 to 5000	330	960,794
		10001 Taka to 30,000 Taka	274	2,732,548	5001 to 10000	32	184,486
		30001 Taka to 50,000 Taka	-	-	10001 to 20000	2	22,542
		50001 Taka to 1,00,000 Taka	-	-	20001 to above	-	-
		1,00,001 Taka to 3,00,000 Taka	-	-	-	-	-
		3,00,001 Taka and Above	-	-	-	-	-
	Total		1,099	5,194,893	Total	1,555	1,858,393

SL. No.	Name & Licence No	Loan Range	No of Borrowers in the Range	Amount of Loan Outstanding in the Range (in Tk.)	Savings Range	No. of Savers	Balance of Savings (in Tk.)
645	World Concern Micro Credit Program (WCMCP) 00036-03978-00386	Upto 4,000 Taka	66	127,882	0 to 2000 Taka	7,284	7,203,080
		4,001 Taka to 10,000 Taka	3,210	14,403,071	2001 to 5000	7,372	22,977,709
		10001 Taka to 30,000 Taka	8,773	119,493,071	5001 to 10000	2,390	16,592,547
		30001 Taka to 50,000 Taka	1,556	44,698,525	10001 to 20000	1,356	18,891,856
		50001 Taka to 1,00,000 Taka	1,123	56,693,499	20001 to above	762	23,758,366
		1,00,001 Taka to 3,00,000 Taka	387	38,238,442	-	-	-
		3,00,001 Taka and Above	-	-	-	-	-
		Total	15,115	273,654,490	Total	19,164	89,423,558
646	Young Economic Society (YES) 00624-01711-00104	Upto 4,000 Taka	-	-	0 to 2000 Taka	924	875,352
		4,001 Taka to 10,000 Taka	-	-	2001 to 5000	198	438,570
		10001 Taka to 30,000 Taka	635	2,425,302	5001 to 10000	80	400,060
		30001 Taka to 50,000 Taka	230	1,512,250	10001 to 20000	25	255,375
		50001 Taka to 1,00,000 Taka	26	405,280	20001 to above	3	63,375
		1,00,001 Taka to 3,00,000 Taka	9	542,742	-	-	-
		3,00,001 Taka and Above	3	175,305	-	-	-
		Total	903	5,060,879	Total	1,230	2,032,732
647	Young Power in Social Action (YPSA) 00299-01249-00335	Upto 4,000 Taka	-	-	0 to 2000 Taka	7,589	15,083,521
		4,001 Taka to 10,000 Taka	827	5,728,609	2001 to 5000	5,143	25,649,670
		10001 Taka to 30,000 Taka	7,077	103,114,969	5001 to 10000	3,722	36,205,191
		30001 Taka to 50,000 Taka	553	14,894,384	10001 to 20000	102	2,039,796
		50001 Taka to 1,00,000 Taka	2856	103,710,745	20001 to above	39	1,555,281
		1,00,001 Taka to 3,00,000 Taka	9	1,031,150	-	-	-
		3,00,001 Taka and Above	4	664,519	-	-	-
		Total	11,326	229,144,376	Total	16,595	80,533,459
648	Young Women's Christian Association 04978-00711-00551	Upto 4,000 Taka	3,249	7,342,800	0 to 2000 Taka	8,312	8,889,335
		4,001 Taka to 10,000 Taka	5,029	29,924,586	2001 to 5000	7,015	25,383,483
		10001 Taka to 30,000 Taka	3,476	52,718,577	5001 to 10000	3,832	29,223,203
		30001 Taka to 50,000 Taka	987	34,272,613	10001 to 20000	1,994	28,586,725
		50001 Taka to 1,00,000 Taka	340	19,639,676	20001 to above	747	22,201,237
		1,00,001 Taka to 3,00,000 Taka	25	3,198,620	-	-	-
		3,00,001 Taka and Above	-	-	-	-	-
		Total	13,106	147,096,872	Total	21,900	114,283,983

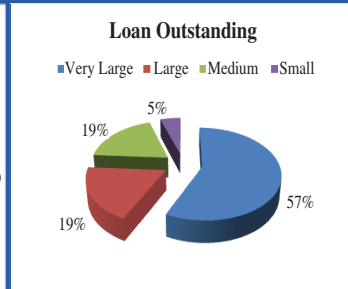
SL. No.	Name & Licence No	Loan Range	No of Borrowers in the Range	Amount of Loan Outstanding in the Range (in Tk.)	Savings Range	No. of Savers	Balance of Savings (in Tk.)
649	Youth Initiative For Socio-Economic Activity 00056-01720-00734	Upto 4,000 Taka	295	737,500	0 to 2000 Taka	1,393	2,224,323
		4,001 Taka to 10,000 Taka	804	4,310,359	2001 to 5000	229	1,099,225
		10001 Taka to 30,000 Taka	121	1,642,680	5001 to 10000	97	771,401
		30001 Taka to 50,000 Taka	-	-	10001 to 20000	-	-
		50001 Taka to 1,00,000 Taka	-	-	20001 to above	-	-
		1,00,001 Taka to 3,00,000 Taka	-	-	-	-	-
		3,00,001 Taka and Above	-	-	-	-	-
		Total	1,220	6,690,539	Total	1,719	4,094,949
650	Zagoroni 00599-00018-00337	Upto 4,000 Taka	25	57,284	0 to 2000 Taka	1,745	5,285,445
		4,001 Taka to 10,000 Taka	456	1,750,417	2001 to 5000	1,315	5,955,735
		10001 Taka to 30,000 Taka	982	10,691,566	5001 to 10000	85	2,947,250
		30001 Taka to 50,000 Taka	113	3,048,384	10001 to 20000	18	693,008
		50001 Taka to 1,00,000 Taka	92	3,901,880	20001 to above	-	-
		1,00,001 Taka to 3,00,000 Taka	29	967,242	-	-	-
		3,00,001 Taka and Above	-	-	-	-	-
		Total	1,697	20,416,773	Total	3,163	14,881,438



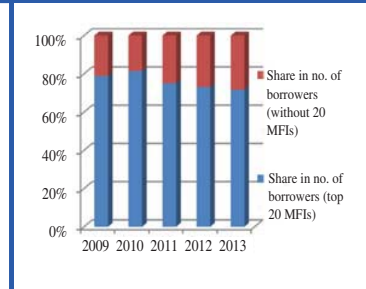
Trend of members' savings & borrowings



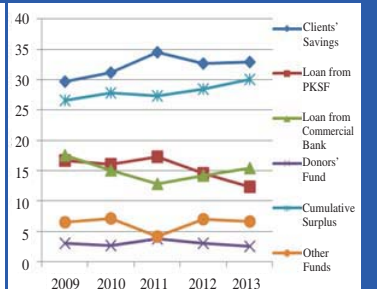
MFIs' Loan Outstanding



Share in borrowers (Top 20 & rest MFIs)



Source of fund of MFIs over the year



Price: Taka 500, US\$ 20

Microcredit Regulatory Authority

Gulfshan Plaza (6th Floor), 8, Shahid Sangbadik Selina Parveen Sarak
Baro Mogbazar, Ramna, Dhaka-1217

Telephone : 880-2-8333245, 8332517, 8332986, 8333196

E-mail: info@mra.gov.bd

Web: www.mra.gov.bd

Printed by: Olympic Products Printing & Packaging, Ph. 7192273